

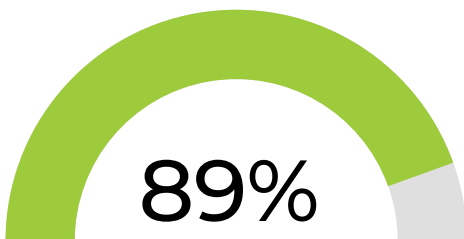
# 2024 YOUTHTRUTH SURVEY RESULTS

Students at Mill Park were surveyed in December 2023 about their perceptions of their school in terms of Engagement, Academic Challenge, Instructional Methods, Culture, Belonging, and Relationships. In addition, students provided feedback about School Safety and Emotional and Mental Health.

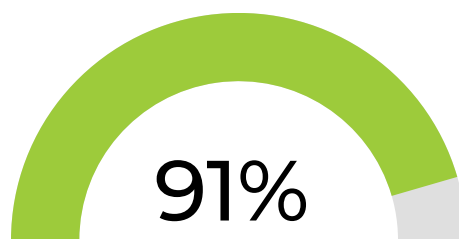


We heard from 75% of 3rd, 4th and 5th grade students, and with the help of the nonprofit YouthTruth, analyzed their responses to use for decision-making and improvements. Mill Park had the highest percentage of parent survey participation in the district with 69% responding!

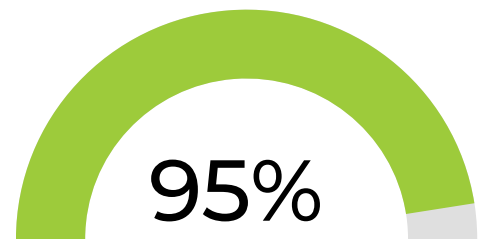
## THE POSITIVES



**89% of Mill Park students believe their teacher treats them with respect.**



**91% of Mill Park students believe their teacher wants them to do their best.**



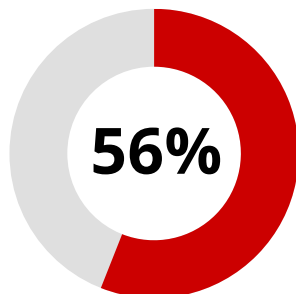
**95% of Mill Park families say they feel comfortable approaching teachers about their child's progress.**

### IN A STUDENT'S OWN WORDS:

"My teacher helps me and the entire class by explaining what we don't know. Our teacher tells us that we can talk to her if we need to. She also tells us that she cares about us all the same." - 4th grader at Mill Park Elementary

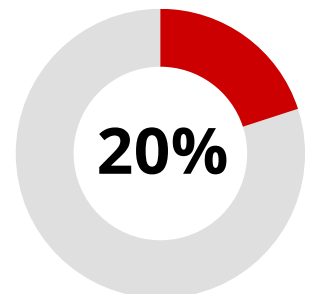
## AREAS FOR IMPROVEMENT

Only 56% of Mill Park students reported positively to the question: Does the work you do for class make you really think?



The typical Youth Truth school is 52%.

Only 20% responded positively to the question, "Do students behave in class?"



The typical Youth Truth school is 19%.