

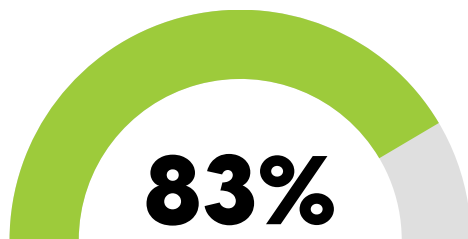
# 2024 YOUTHTRUTH SURVEY RESULTS

Students at Earl Boyles were surveyed in December 2023 about their perceptions of their school in terms of Engagement, Academic Challenge, Instructional Methods, Culture, Belonging, and Relationships. In addition, students provided feedback about School Safety and Emotional and Mental Health.

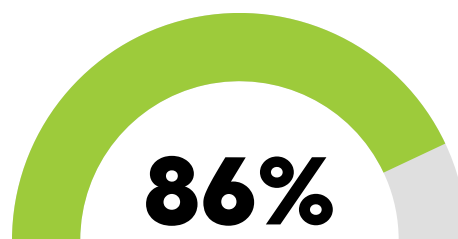
We heard from 103% of students, and with the help of the nonprofit YouthTruth, analyzed their responses to use for decision-making and improvements.



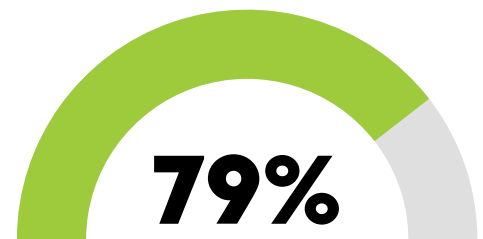
## THE POSITIVES



**83% of Earl Boyles students believe their teacher cares about them.**



**86% of Earl Boyles students believe their teacher treats them with respect.**



**79% of Earl Boyles students like how their teacher treats them when they need help.**

### IN A STUDENT'S OWN WORDS:

The thing I like the most about school is how much variety there is when it comes down to subjects you want to learn about. If you want to learn physics or space, there are many teachers that can help you with learning about physics and space and they all have different perspectives on how everything they learned works, even if the changes are extremely minuscule. And if you want to learn something like Origami or Arts & Crafts, there are also many students that can help you with those."

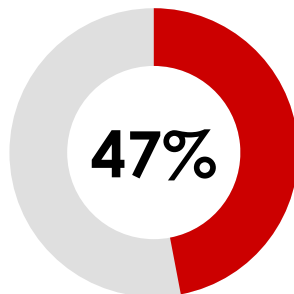
- 5th grader at Earl Boyles

## AREAS FOR IMPROVEMENT

Only 47% of Earl Boyles students responded positively to the question:

**Does your teacher ask if you understand what you are learning?**

In 2022, it was 56%.



Only 37% of Earl Boyles students responded positively to the question:

**Are students friendly to you?**

In 2022, it was 46%.

