

Writing

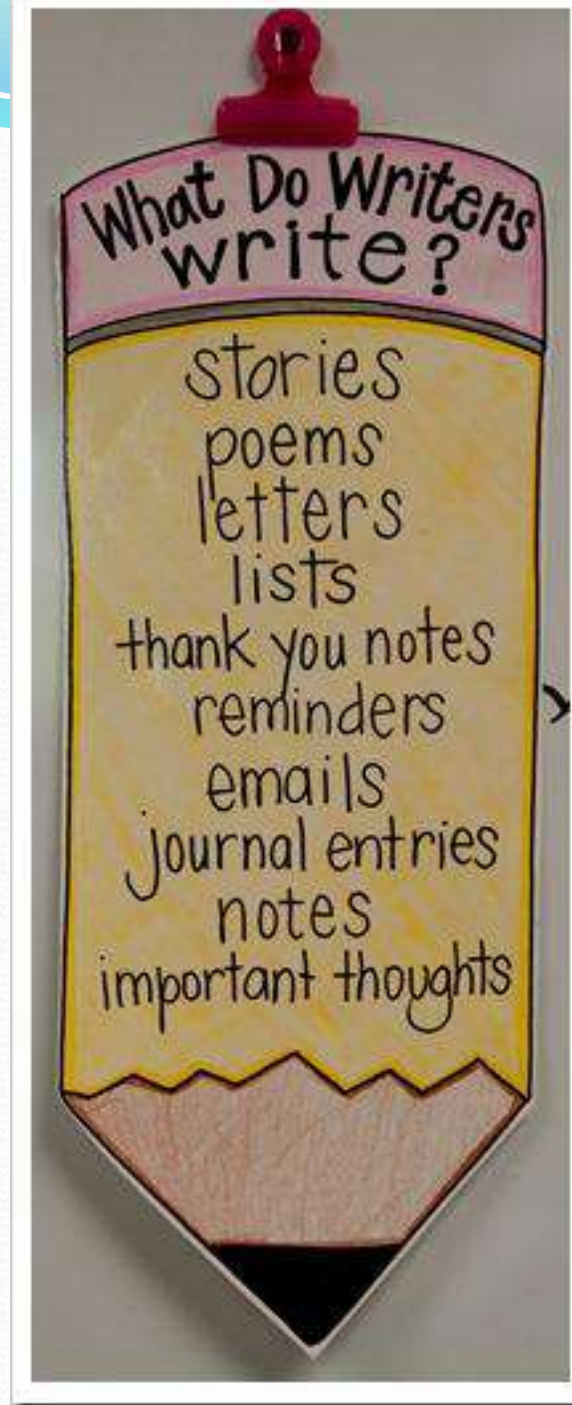
Quarter 1

Day 1 Why Writers Write

- Why do writers write?
- Purpose?
- Audience?



What do writers write?



My Writing Interest Interview

- 1. How do you feel about writing?
- 2. Use five words to describe yourself as a writer.
- 3. Where and when do you like to write? In your backyard? In your bed? At a desk? On the couch?
- 4. What is the best piece you have ever published and why?
- 5. Why do you think writers write?
- 6. Do you have a favorite author and/or book that has inspired you as a writer?
- 7. What else do you want me to know about you as a writer? How can I help you become a better writer?

Writer's Workshop

- Mini Lesson
- Quiet 10
- Independent Writing Time (conferencing)
- Author's Chair (TAG)
- Daily Language

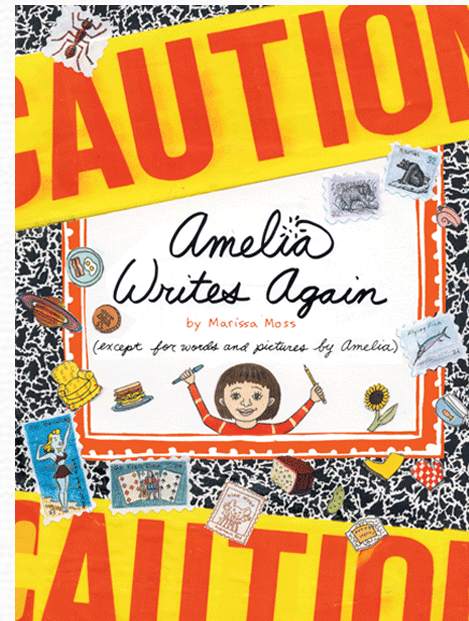



Day 2 Writer's Notebook

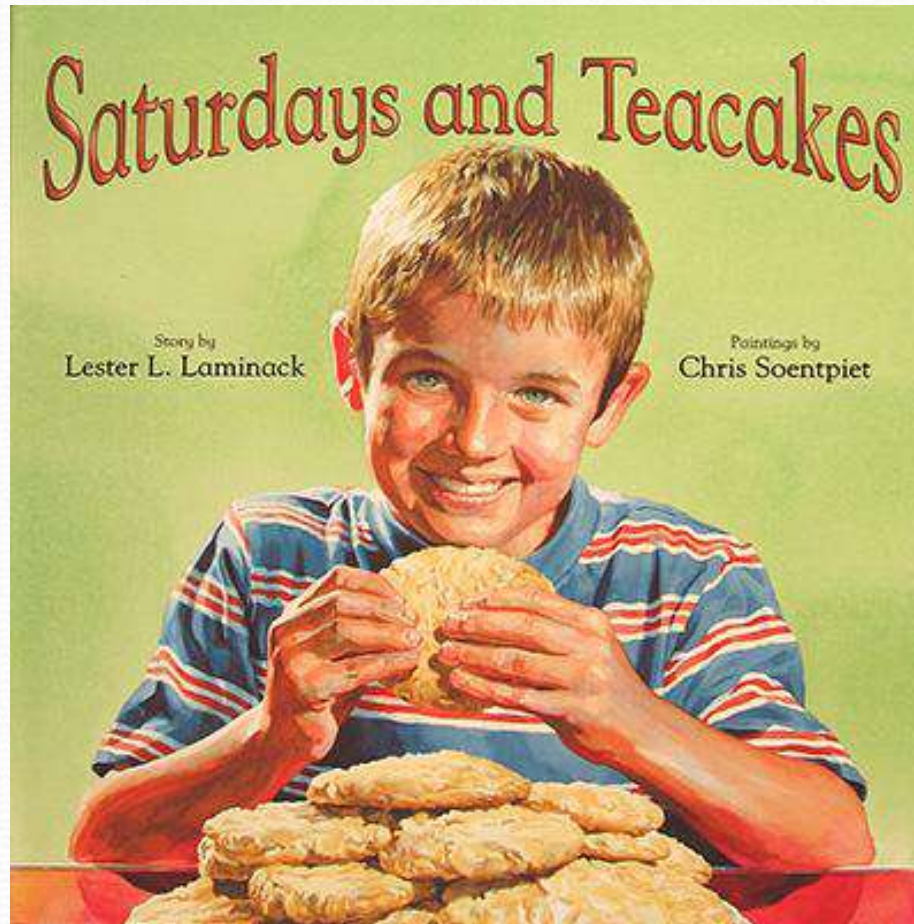
- Special place to write stories



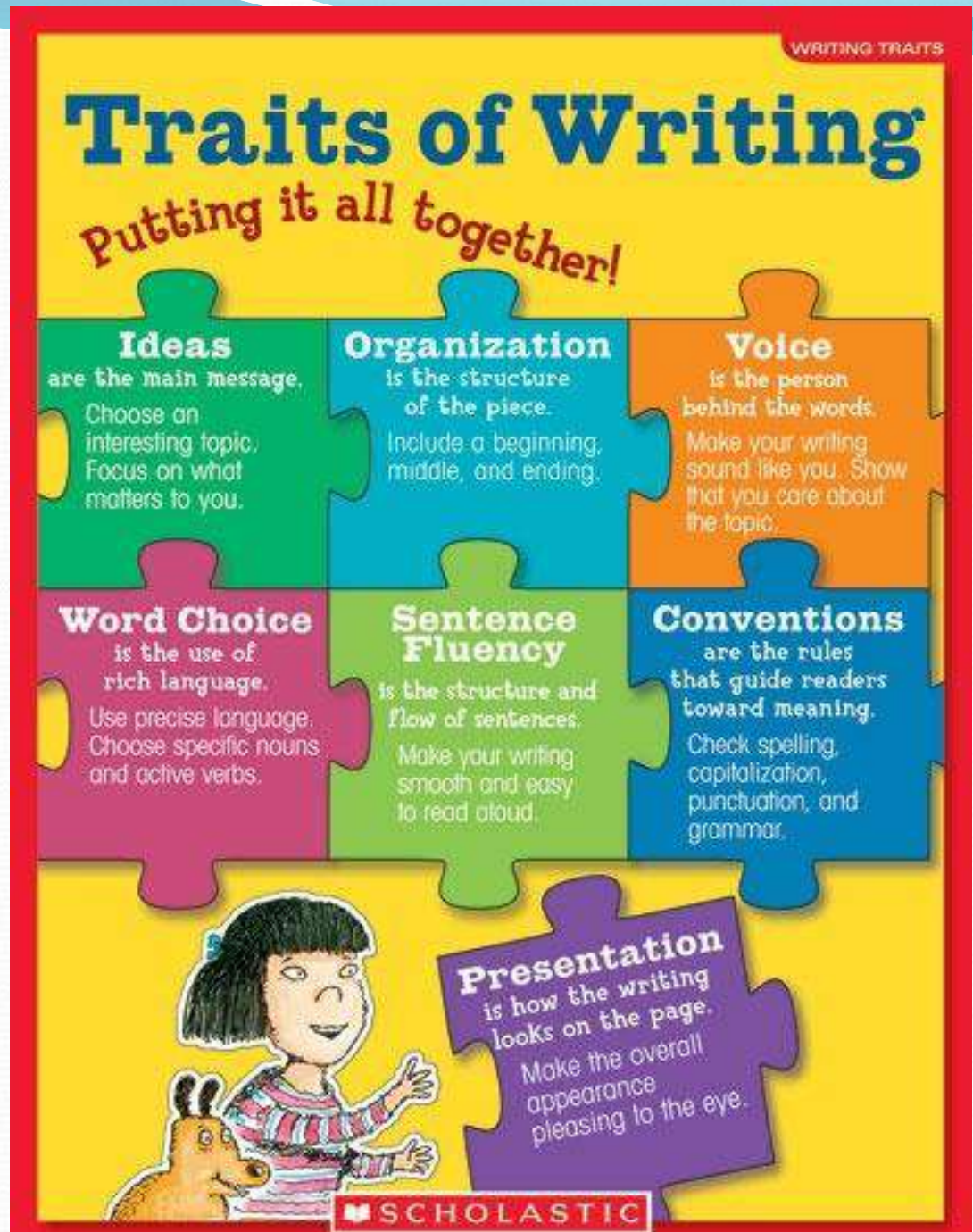
A Writer's Notebook Amelia Writes Again



Day 3: Saturdays and Teacakes



6 Traits of Writing



What Can I Write About?



Make Believe



Events



Vacation

Anything!



Holidays



Family



School



Animals



Sports



Books



Day 4: “Heart” Activity

- Generating topics –
 - Writing Trait: IDEAS
 - Clarity
 - Focus
 - Quality Details



Day 5: Generating Topics

- ABC topic grid
- 10 things love/hate list
- Times We'll Never Forget

Author's Craft Chart

- Figurative language: Repetition, Similes, Onomatopoeia, Personification
- Italics
- Ellipses
- Sensory details
- Vivid verbs
- Adjectives
- Dialogue
- Transition words and phrases



One...

two...

three...

four driveways and one last

turn to the left. This was where my tires gave up their humming on pavement and began the crunching of gravel. Just before reaching Mammaw's back porch, I slammed on my brakes, sending a shower of tiny pebbles into her flowers.

Every Saturday Mammaw was there, sitting on her old metal glider—*criiick-craaack-criiick-craaack*—sipping a cup of Red Diamond Coffee and waiting. She was waiting for me. No one else. Just me.

Before long she came back
with two big tomato sandwiches
on hamburger buns. Every
Saturday I gobbled mine down
like a hungry dog, but she
nibbled at hers like a bird.

- Every Saturday I **gobbled** mine down **like a hungry dog**, but she **nibbled** at hers **like a bird**.

Author's Craft Chart

- Figurative language: Repetition, Similes, Onomatopoeia, Personification
- Italics
- Ellipses
- Sensory details
- Vivid verbs
- Adjectives
- Dialogue
- Transition words and phrases

Generating Ideas

Writing Trait: IDEAS

Clarity, Focus, Quality Details

- Heart
- “Times We Will Never Forget” Chart
- Topic Grid ABC
- 10 Things I Love/Hate
- Idea Map

Name: _____

Date: _____

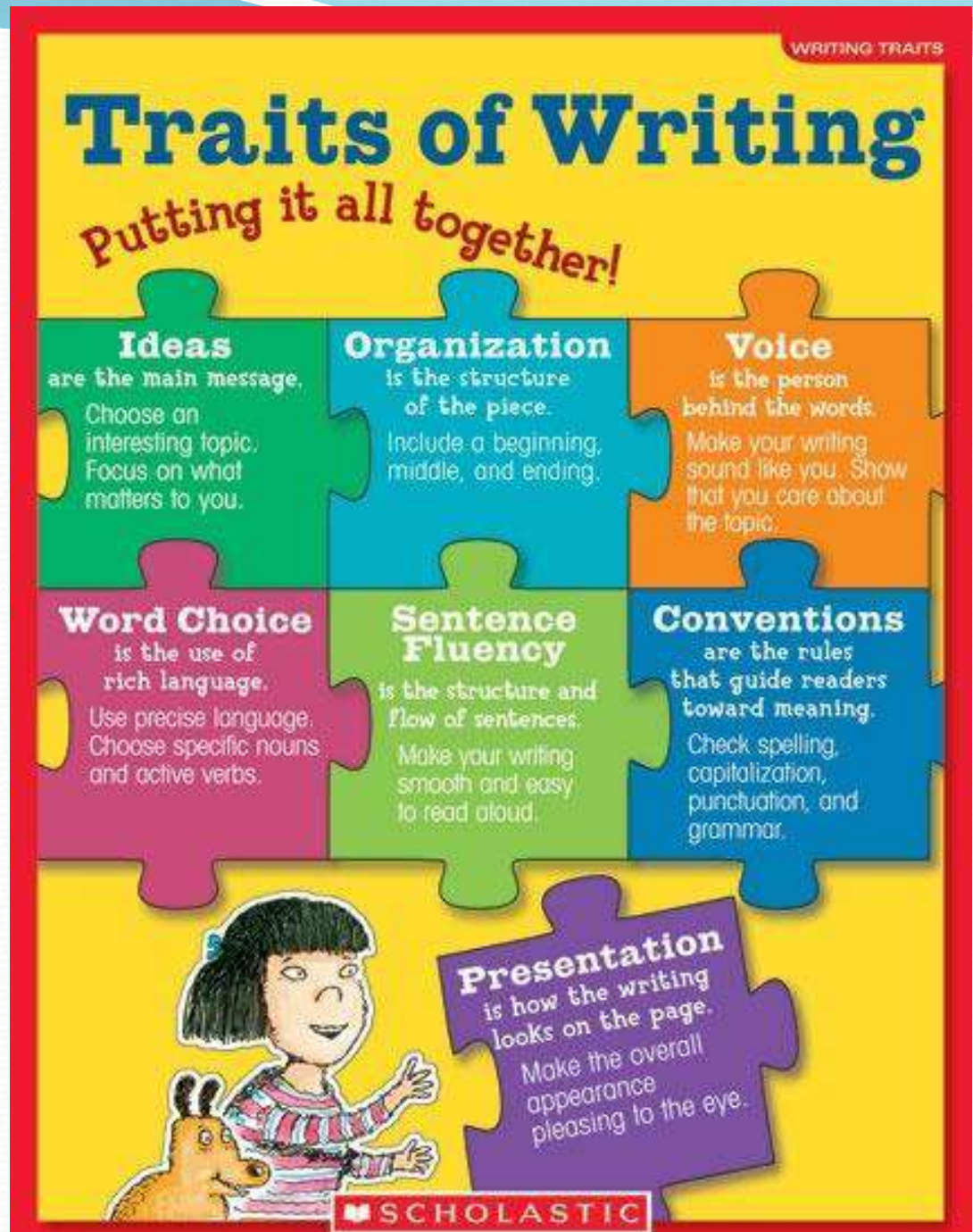


Times We Will Never Forget



Person/Place	Ritual/Memory	Details

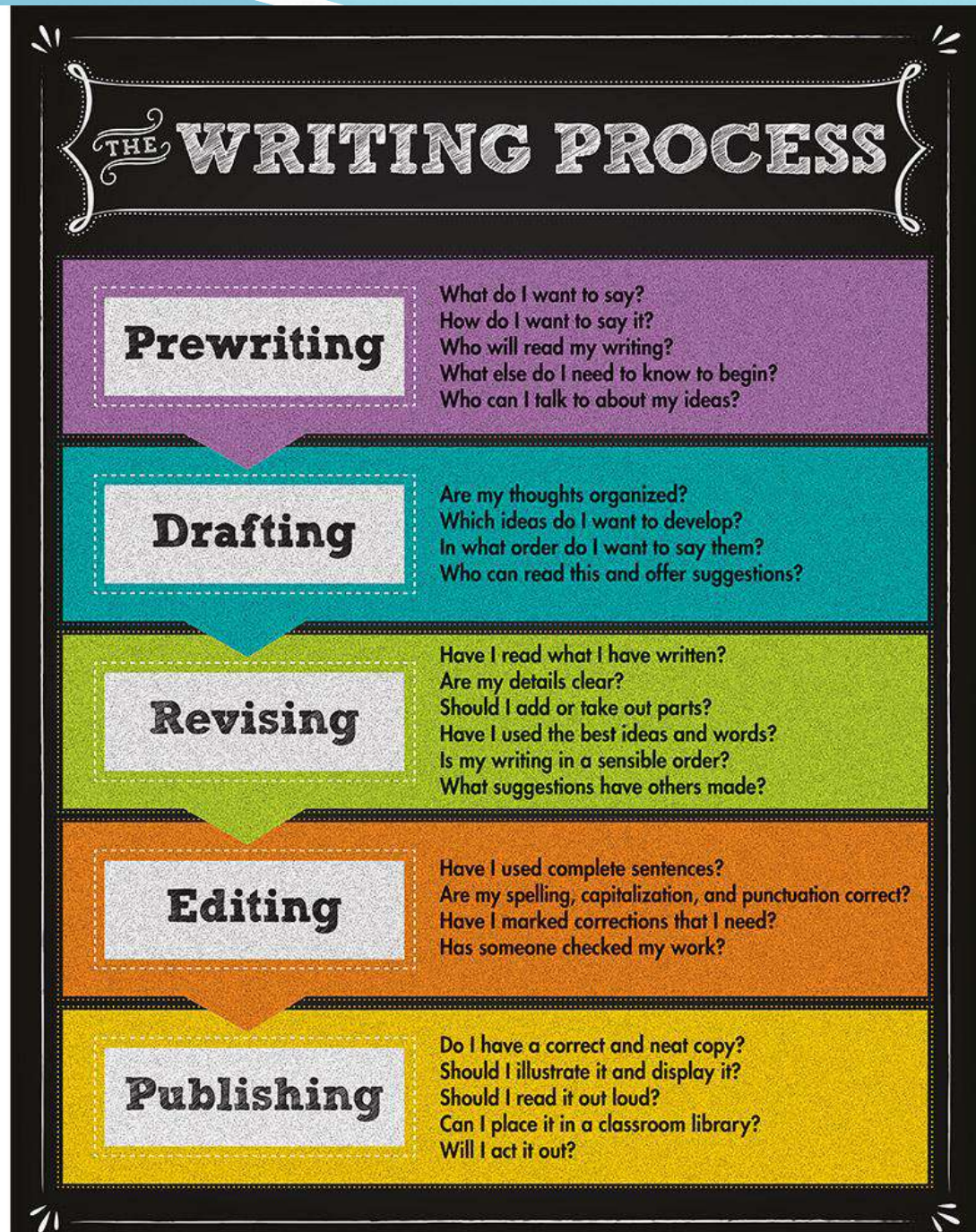
6 Traits of Writing



Strategies to use when you're done or stuck

- Write small
- Use sensory details (see, touch, taste, hear, smell)
 - Which sounds better ?
 - The cookies were good.
 - The hot, chewy chocolate chip cookies tasted like a dream come true.
- Make lists to generate ideas to write about or refer to previously made lists and charts like your heart, ABC Topic Grid, etc.
- T & T about what strategy you will use to get started and/or if you are feeling stuck or done.

Writing Process

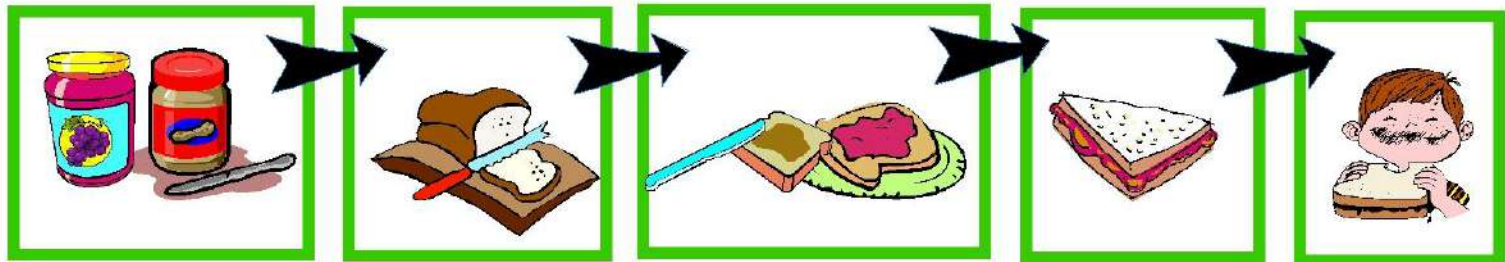


Drafting

- Recall Saturdays and Teacakes. What happened in the beginning of the story? The middle? The end?
- The story was organized in the correct order of events.
- **Chronological Order or Sequence of Events**
 - Stories have a beginning, middle, & end
 - They are organized by the text structure of chronological order so that it makes sense to the reader.

Sequential

Describes events in order or explains the steps one must follow to do something or make something



Signal
Words



first, second, next, last,
another, then, finally,
after that, before

Transitional Words

Transitions:

writers use transition words and phrases to link ideas together.

These words help the reader understand the writer's ideas and how they are connected.

Keep your paper moving forward

Transition Terms →

Add to

In addition
Furthermore
Moreover
Additionally
Next
Lastly
Also

Compare

Likewise
Similarly
Comparatively
Too
Also
As well as
Along with

Contrast

However
Nevertheless
At the same time
Yet
In contrast
Otherwise
Instead

Results

Hence
Therefore
In conclusion
In other words
As a result
Accordingly
Thus

Example

For example
For instance
To illustrate
To demonstrate
Specifically
An illustration
An example

Time

Then
Next
Meanwhile
Presently
After
Later
Simultaneously

Transitional Words And Phrases That Move Readers Through Time

After

After all of that

Afterward

Along the way

An hour later

As soon as

At last

At that very moment

Before

Before long

During all of this

Earlier

Eventually

Finally

Later that same day

Meanwhile

Next

Not a moment too soon

Not long after

Now

Once

One day

Shortly after that

Soon

Subsequently

Tomorrow

Until

Immediately

In the meantime

Later

Later on

When

While

While this was happening

Yesterday

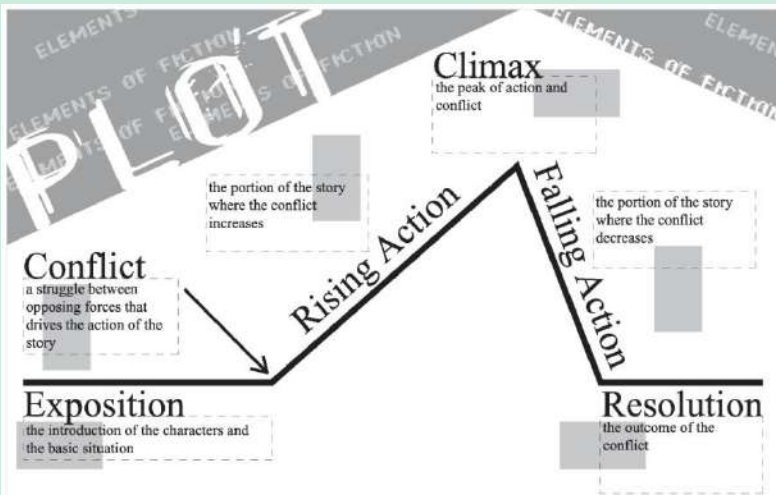
Prewriting - graphic organizers

- Timeline
 - Place the events of Saturdays and Teacakes on the timeline
 - Choose a story to write and organize the events into the timeline
 - Begin your draft in your writing notebook (SKIP LINES)

Prewriting - graphic organizers

Plot Map

Exposition – characters, setting
Conflict – problem
Rising Action – events
Climax – turning point
Falling Action – events
Resolution – conclusion or solution to problem



Outline

- I. Beginning
 - A. Characters
 - B. Setting
 - C. Conflict
- II. Middle
 - A. Rising Action
 - B. Rising Action
 - C. Rising Action
- III. End
 - A. Climax
 - B. Falling Action
 - C. Resolution