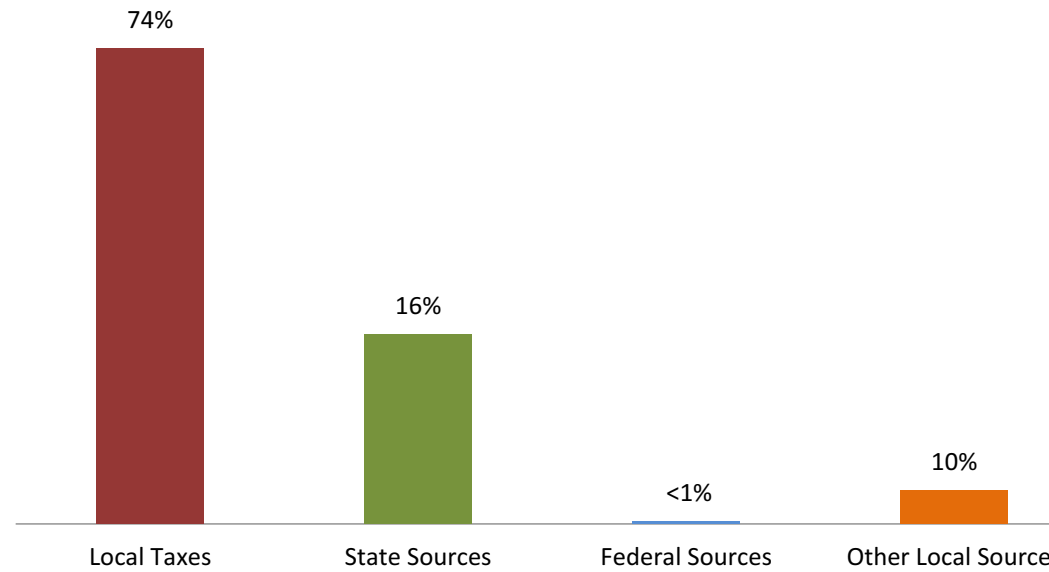


WOODRIDGE LOCAL SCHOOL DISTRICT

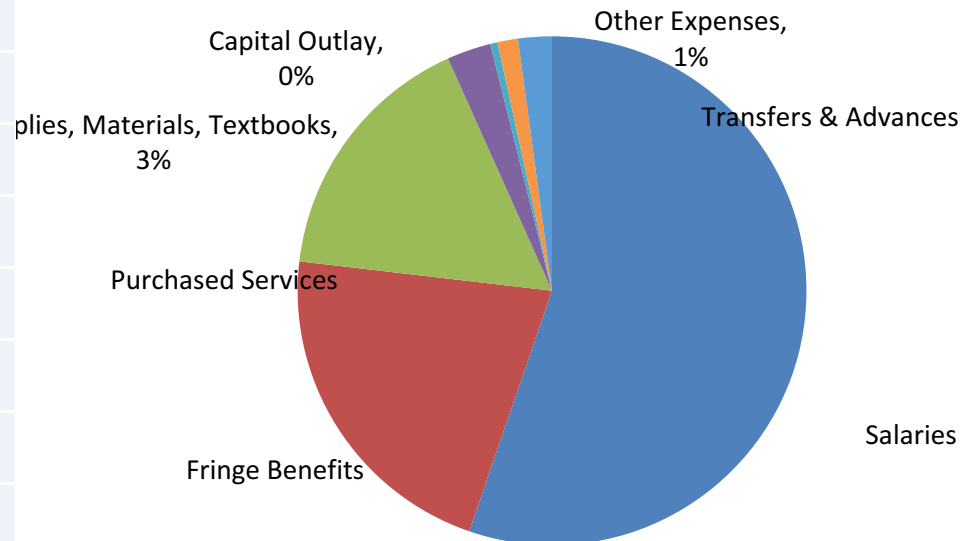
2022-23 SCHOOL YEAR

Beginning Cash Balance - July 1, 2022	\$ 14,686,324
2023/24 REVENUES	
Local Taxes	\$ 22,933,054
State Sources	\$ 5,030,598
Federal Sources	\$ 170,157
Other Local Sources	\$ 2,997,108
Total General Fund Revenue	\$ 31,130,916
2023/24 EXPENDITURES	
Salaries	\$ 16,047,925
Fringe Benefits	\$ 6,250,994
Purchased Services	\$ 4,358,455
Supplies, Materials, Textbooks	\$ 667,102
Capital Outlay	\$ 175,851
Other Expenses	\$ 433,921
Transfers & Advances	\$ 1,074,111
Total General Fund Expenditures	\$ 29,008,359
Ending Cash Balance - June 30, 2023	\$ 16,808,881

2023-24 General Fund Revenue



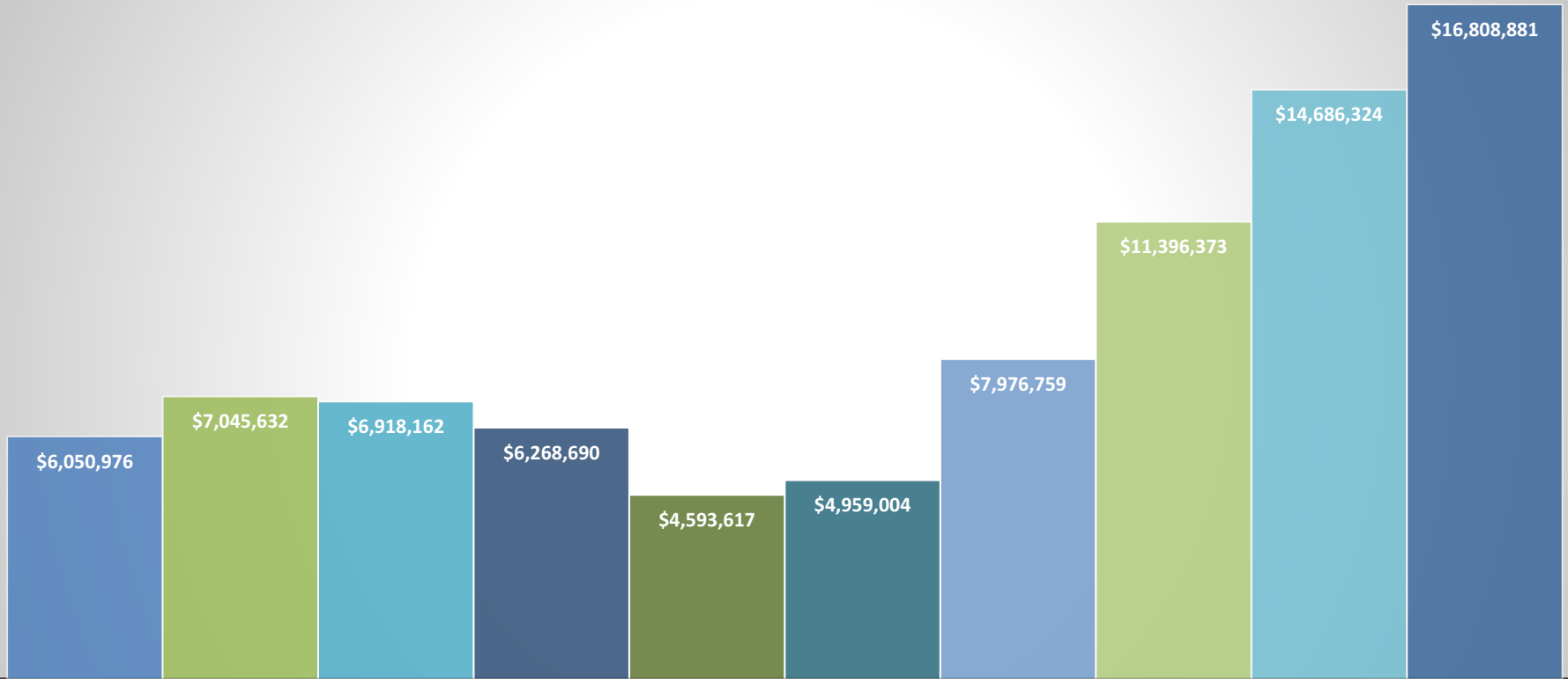
2023-24 General Fund Expenditures



SUMMIT COUNTY COMPARISONS

	Local Tax % Of All Revenue		Cost of Personnel As % Of All Costs
Akron	37%		85%
Barberton	31%		76%
Copley-Fairlawn	84%		75%
Coventry	56%		78%
Cuyahoga Falls	57%		79%
Green	59%		85%
Hudson	71%		81%
Manchester	57%		79%
Mogadore	33%		69%
Nordonia	72%		75%
Norton	44%		82%
Revere	80%		77%
Springfield	50%		78%
Stow-Munroe Falls	64%		82%
Tallmadge	57%		73%
Twinsburg	77%		84%
Woodridge	74%		77%
County Average	59%		79%

CASH BALANCES



CASH

FY14 FY15 FY16 FY17 FY18 FY19 FY20 FY21 FY22 FY23

Cash Flow



ALMOST \$4 MILLION

Federal Programs

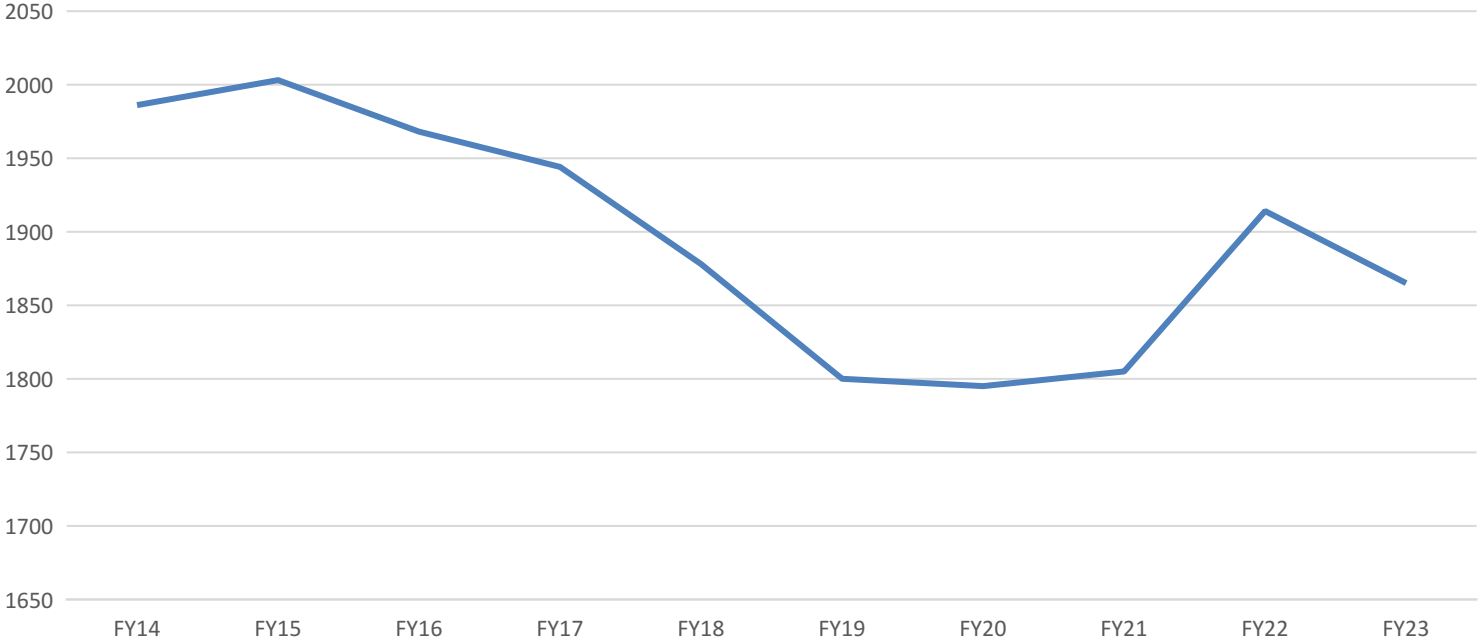
1. American Recovery Plan - ESSER
2. American Recovery Plan – Homeless
3. American Recovery Plan – IDEA Part B Special Education
4. Elementary & Secondary School Emergency Relief (ESSER)
5. Medicaid
6. National School Lunch Program
7. Pandemic Electronic Benefits Transfer
8. Supply Chain Assistance
9. Title I A – Improving Basic Programs
10. Title II A – Supporting Effective Instruction
11. Title III – Language Instruction for English Learners
12. Title IV – Student Support & Academic Enrichment
13. Title VI B – IDEA Special Education
14. USDA Food Distribution

State Programs


1. Auxiliary Services
2. Early Childhood Education
3. Network Conductivity
4. OFCC School Safety
5. Student Wellness & Success

ENROLLMENT


FY14	1986
FY15	2003
FY16	1968
FY17	1944
FY18	1878
FY19	1800
FY20	1795
FY21	1805
FY22	1914
FY23	1865



2022/23 IN REVIEW



- Facility Upgrades
- Crisis Intervention Team
 - RESET Program
 - Issue 8
- Math Textbook Adoption
 - Championships
- Administrative Changes
- Superintendent Search



QUESTIONS?

