

SECTION 14

West Lowndes High School

Introduction

WEST LOWNDES HIGH SCHOOL is located at 644 South Frontage Road in Columbus, Mississippi. In January of 2024, it housed two hundred sixteen (216) students in seventh through twelfth grades (7-12). The dedicated school is led by its principal, Antonio Magee.

The principal's online welcome message state, "At WLH, we acknowledge that Every Student Matters. Therefore, we are positioning students for future success. We focus on the importance of providing students with the opportunity to develop character and leadership. We will continue to celebrate the talented students and hope to nurture and enrich our school culture as well as the culture of the community. Our goal is identifying each student's academic, social-emotional, and physical needs, and striving to meet those needs daily."



Enrollment

Note: Asterisks indicate data suppressed by MDE "to prevent the identification of individuals in small cells or with unique characteristics."

WEST LOWNDES HIGH SCHOOL ENROLLMENT

	2020	2021	2022	2023	2024	TREND
ALL	230	264	243	246	216	
ELEM_SPED	*	*	*	*	*	
GR_7	43	42	33	33	24	
GR_8	35	45	39	33	30	
GR_9	50	*	41	42	32	
GR_10	34	52	35	41	49	
GR_11	33	42	49	35	40	
GR_12	*	39	40	55	33	
SEC_SPED	*	*	*	*	*	

(MDE, 2020, 2021, 2022, 2023, 2024, Enrollment)

Figure 212: West Lowndes High School Enrollment

WEST LOWNDES HIGH SCHOOL ENROLLMENT BY DEMOGRAPHIC GROUP

		2020	2021	2022	2023	2024	TREND
ALL	ALL	230	264	243	246	216	
GENDER	FEMALE	116	130	126	134	117	
	MALE	114	134	117	112	99	
RACE	BLACK OR AFRICAN AMERICAN	*	*	*	238	*	
	TWO OR MORE RACES	*	*	*	*	*	
	WHITE		*		*	*	

(MDE, 2020, 2021, 2022, 2023, 2024, Enrollment)

Figure 213: West Lowndes High School Enrollment by Demographic Group



Attendance

AVERAGE DAILY ATTENDANCE

WEST LOWNDES HIGH SCHOOL AVERAGE DAILY ATTENDANCE

	2021	2022	2023
ALL	247.4	219.3	219.7
ELEM_SPED	3.0	1.9	0.9
GR_7	39.5	29.7	30.9
GR_8	42.8	36.9	31.1
GR_9	32.1	37.6	37.8
GR_10	49.9	30.9	35.7
GR_11	38.7	45.6	29.6
GR_12	37.5	33.2	48.0
SEC_SPED	3.9	3.5	5.7

(MDE, 2021, 2022, 2023, Superintendent's Annual Report)

Figure 214: West Lowndes High School Average Daily Attendance

CHRONIC ABSENCE

WEST LOWNDES HIGH SCHOOL CHRONIC ABSENCE



Figure 215: West Lowndes High School Chronic Absence

Accountability

ACCOUNTABILITY MEASURES

WEST LOWNDES HIGH SCHOOL ACCOUNTABILITY RATING

D
2021

C
2022

C
2023

(MDE, 2021, 2022, 2023, Accountability)

Figure 216: West Lowndes High School Accountability Rating

WEST LOWNDES HIGH SCHOOL ACCOUNTABILITY: READING

READING % PROFICIENT



READING % GROWTH



% READING GROWTH LOWEST QUARTILE




(MDE, 2021, 2022, 2023, Accountability)

Figure 217: West Lowndes High School Accountability: Reading

WEST LOWNDES HIGH SCHOOL ACCOUNTABILITY: MATH

MATH % PROFICIENT



MATH % GROWTH



% MATH GROWTH LOWEST QUARTILE




(MDE, 2021, 2022, 2023, Accountability)

Figure 218: West Lowndes High School Accountability: Math

WEST LOWNDES HIGH SCHOOL ACCOUNTABILITY: SCIENCE

SCIENCE % PROFICIENT

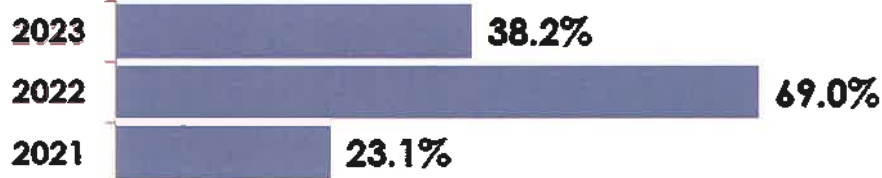


(MDE, 2021, 2022, 2023, Accountability)

Figure 219: West Lowndes High School Accountability: Science

WEST LOWNDES HIGH SCHOOL ACCOUNTABILITY: HISTORY

HISTORY % PROFICIENT



(MDE, 2021, 2022, 2023, Accountability)


Figure 220: West Lowndes High School Accountability: History

WEST LOWNDES HIGH SCHOOL ACCOUNTABILITY: ADVANCED

COLLEGE AND CAREER READINESS



ACCELERATION



(MDE, 2021, 2022, 2023, Accountability)

Figure 221: West Lowndes High School Accountability: Advanced



PROFICIENCY BY DEMOGRAPHIC GROUP

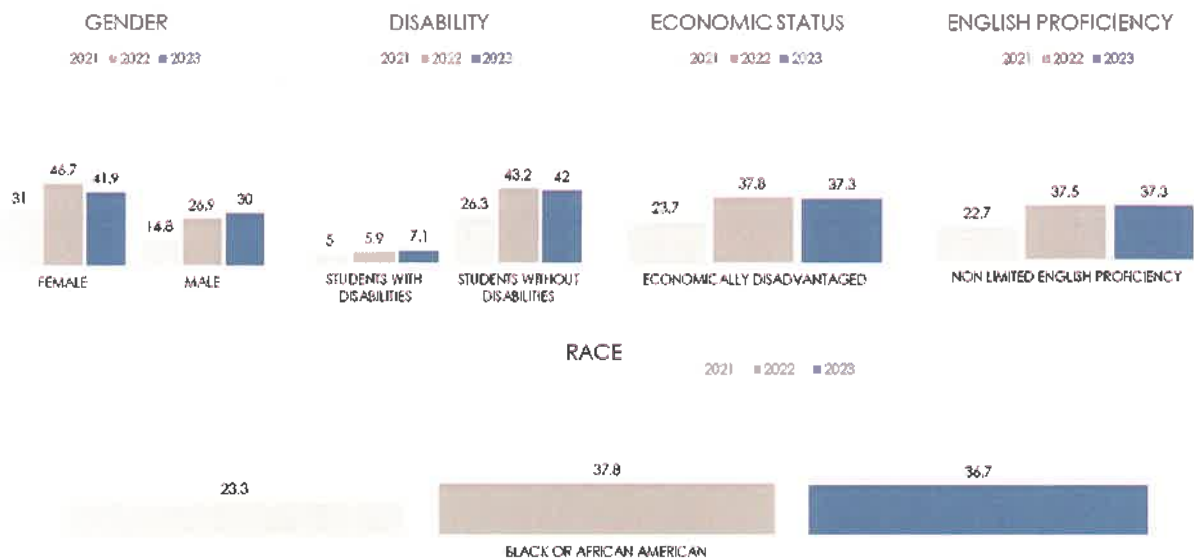
WEST LOWNDES HIGH SCHOOL ACCOUNTABILITY BY DEMOGRAPHIC GROUP: READING



(MDE, 2021, 2022, 2023, Accountability)

Figure 222: West Lowndes High School Proficiency by Demographic Group: Reading

WEST LOWNDES HIGH SCHOOL ACCOUNTABILITY BY DEMOGRAPHIC GROUP: MATH

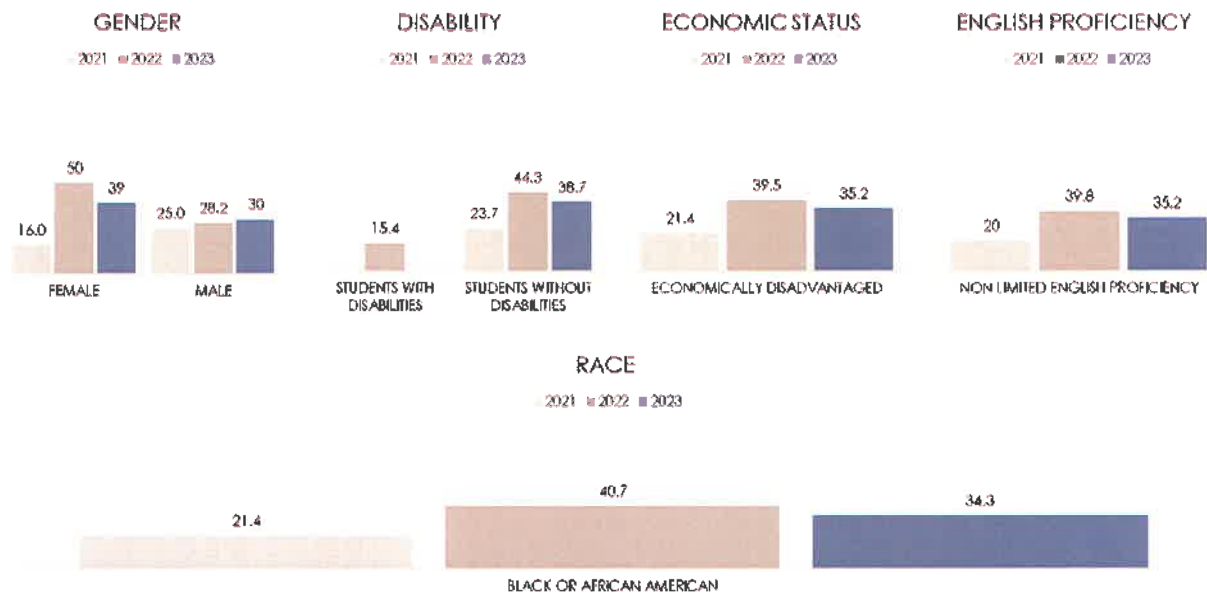


(MDE, 2021, 2022, 2023, Accountability)

Figure 223: West Lowndes High School Proficiency by Demographic Group: Math

West Lowndes High School

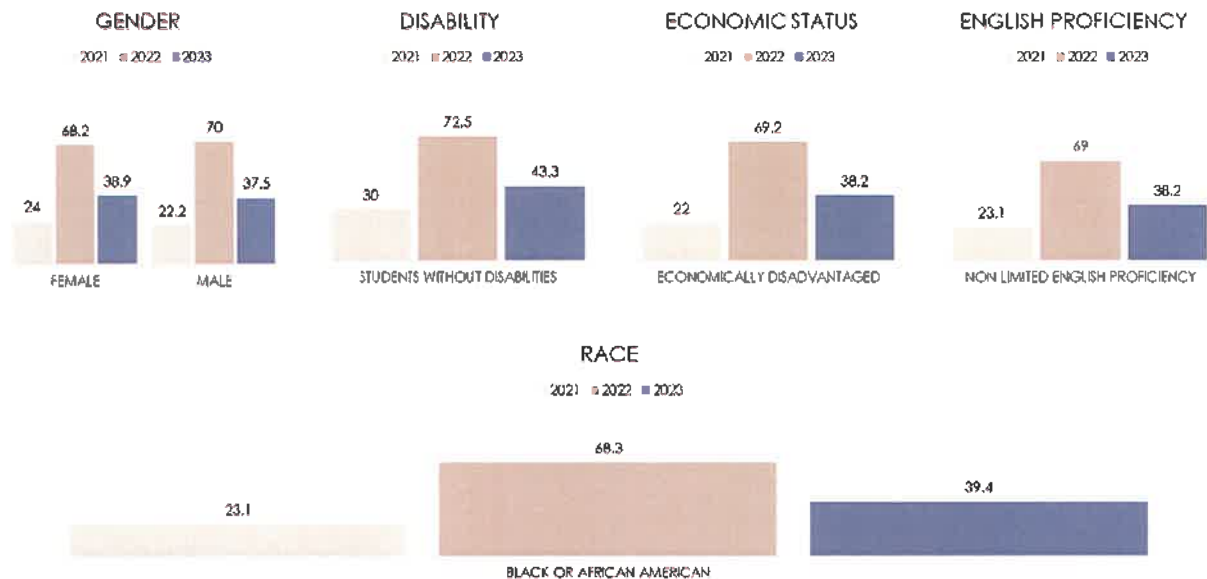
WEST LOWNDES HIGH SCHOOL ACCOUNTABILITY BY DEMOGRAPHIC GROUP: SCIENCE



(MDE, 2021, 2022, 2023, Accountability)

Figure 224: West Lowndes High School Proficiency by Demographic Group: Science

WEST LOWNDES HIGH SCHOOL ACCOUNTABILITY BY DEMOGRAPHIC GROUP: HISTORY

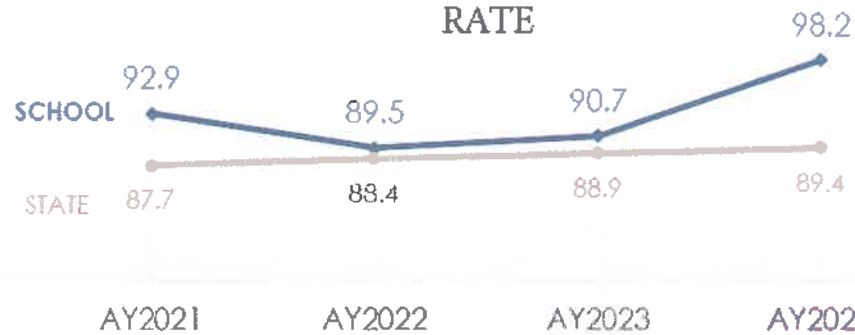


(MDE, 2021, 2022, 2023, Accountability)

Figure 225: West Lowndes High School Proficiency by Demographic Group: History

4-YEAR GRADUATION RATES

WEST LOWNDES HIGH SCHOOL 4-YEAR GRADUATION RATE

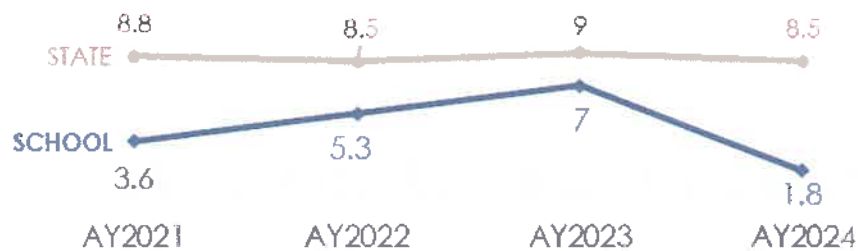


AY = Accountability Year; e.g. AY2024 represents the graduating class of 2023.

(MDE, 2021, 2022, 2023, 2024, 4-Year Graduation Rate)

Figure 226: West Lowndes High School 4-Year Graduation Rate

WEST LOWNDES HIGH SCHOOL DROPOUT RATE



AY = Accountability Year; e.g. AY2024 represents the graduating class of 2023.

(MDE, 2021, 2022, 2023, 2024, 4-Year Graduation Rate)

Figure 227: West Lowndes High School Dropout Rate



Assessment

ACT

WEST LOWNDES HIGH SCHOOL JUNIOR ACT SCORES

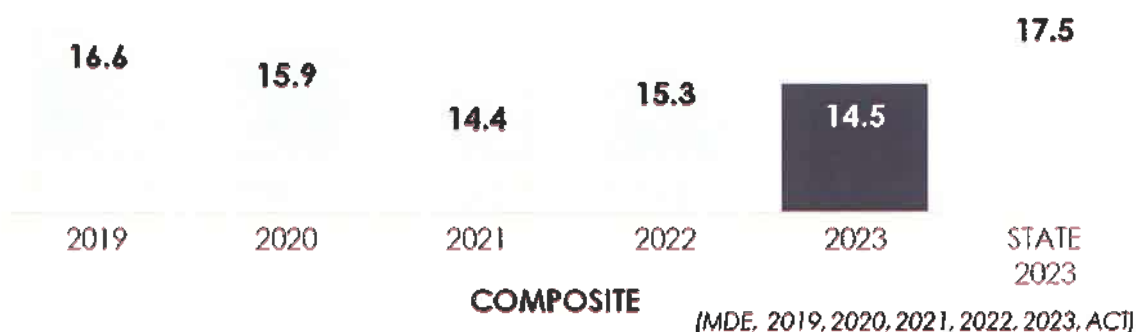


Figure 228: West Lowndes High School Junior ACT: Composite

WEST LOWNDES HIGH SCHOOL JUNIOR ACT SCORES



Figure 229: West Lowndes High School Junior ACT: English and Math

WEST LOWNDES HIGH SCHOOL JUNIOR ACT SCORES



Figure 230: West Lowndes High School Junior ACT: Science and Reading

MISSISSIPPI ACADEMIC ASSESSMENT PROGRAM (MAAP)

MAAP ELA

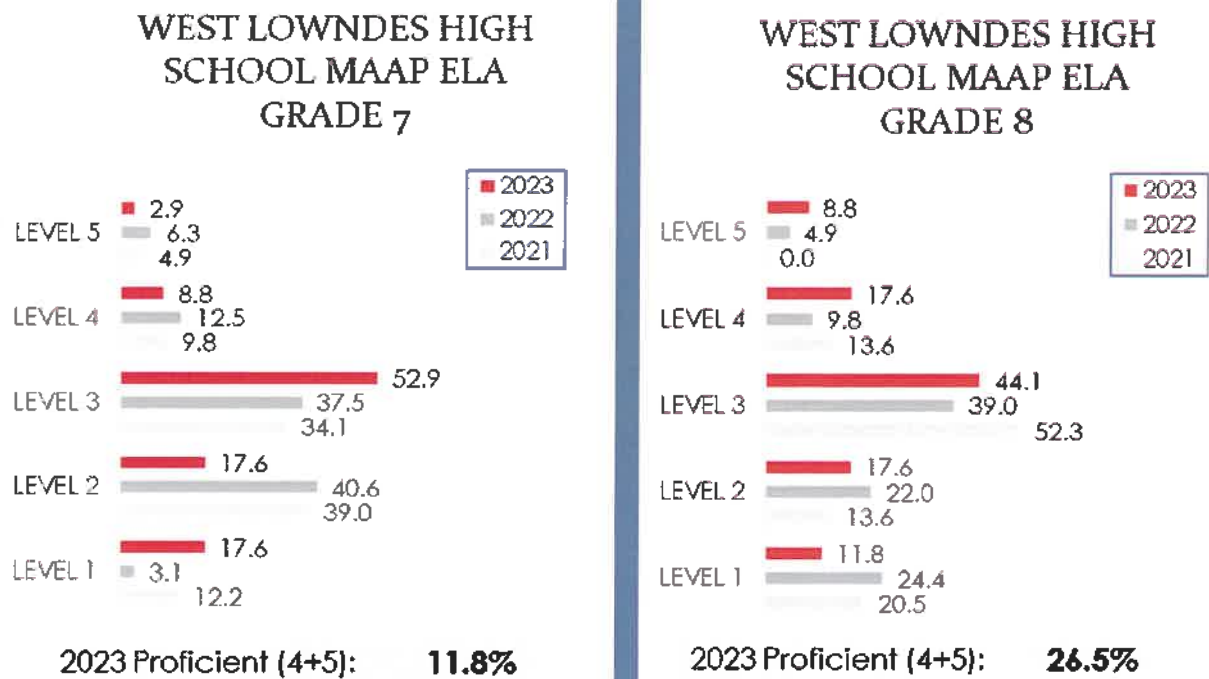


Figure 231: West Lowndes High School MAAP ELA Grades 7 and 8




Figure 232: West Lowndes High School MAAP ELA English II



West Lowndes High School

MAAP MATH

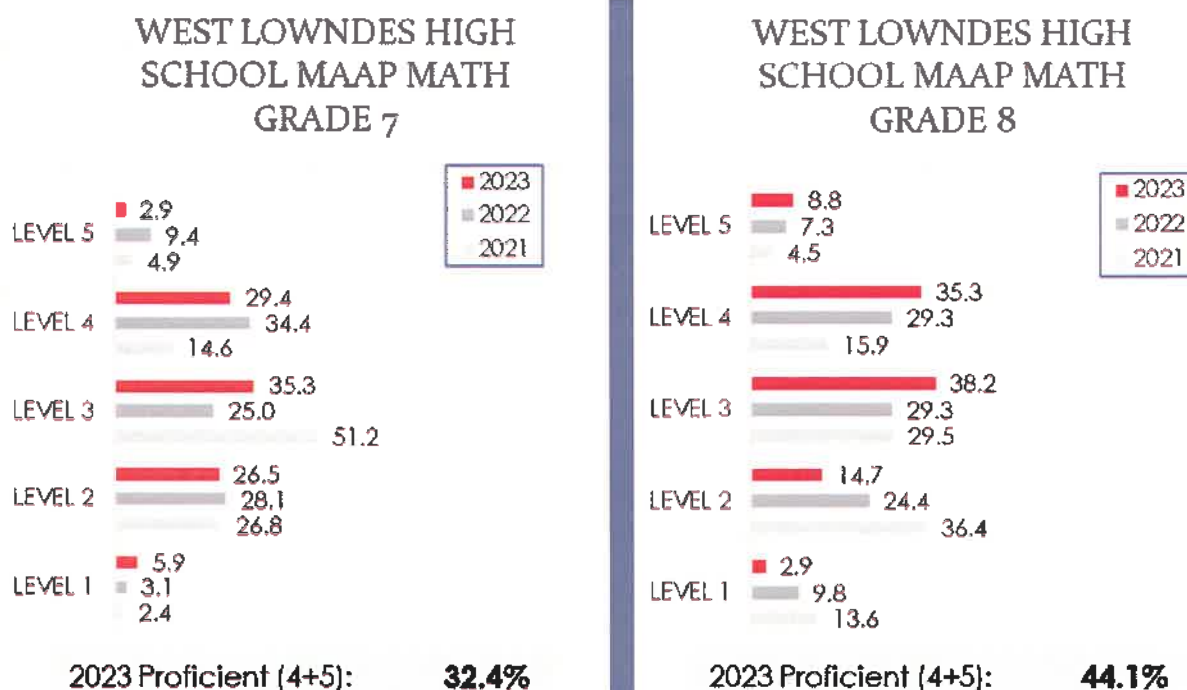


Figure 233: West Lowndes High School MAAP Math Grades 7 and 8




Figure 234: West Lowndes High School MAAP Math Algebra I



MAAP END-OF-COURSE

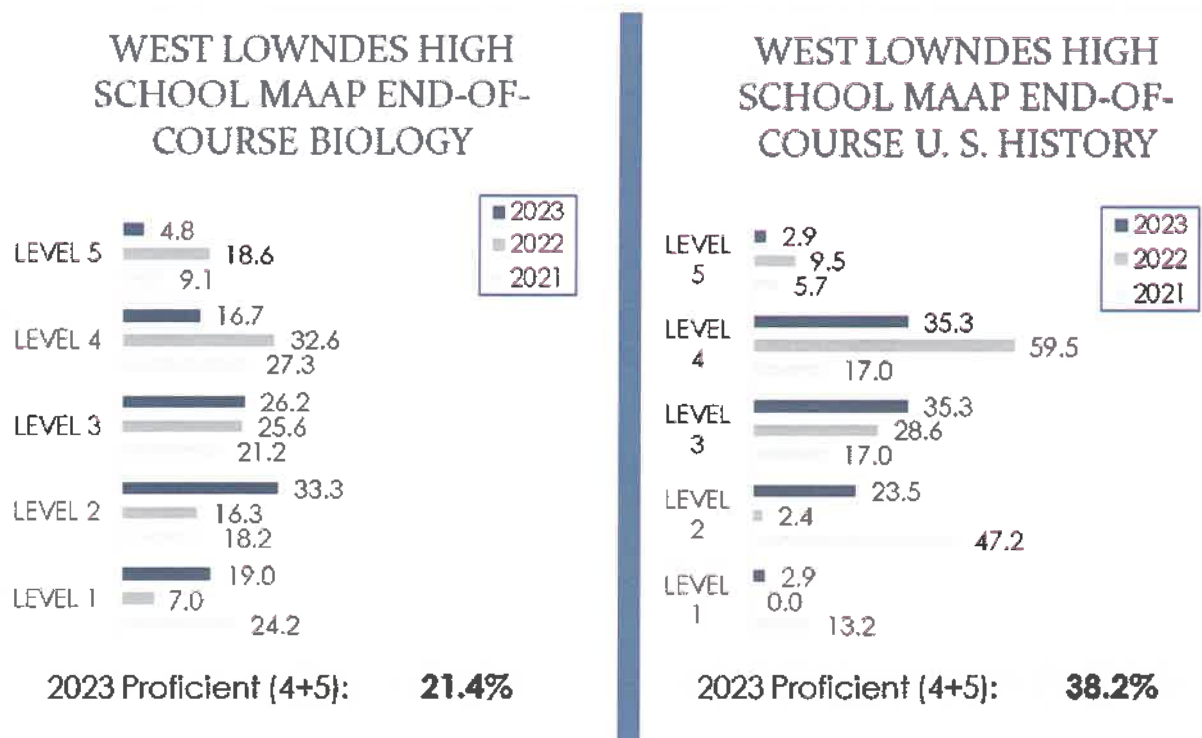


Figure 235: West Lowndes High School MAAP End-of-Course Biology I and U. S. History

Personnel

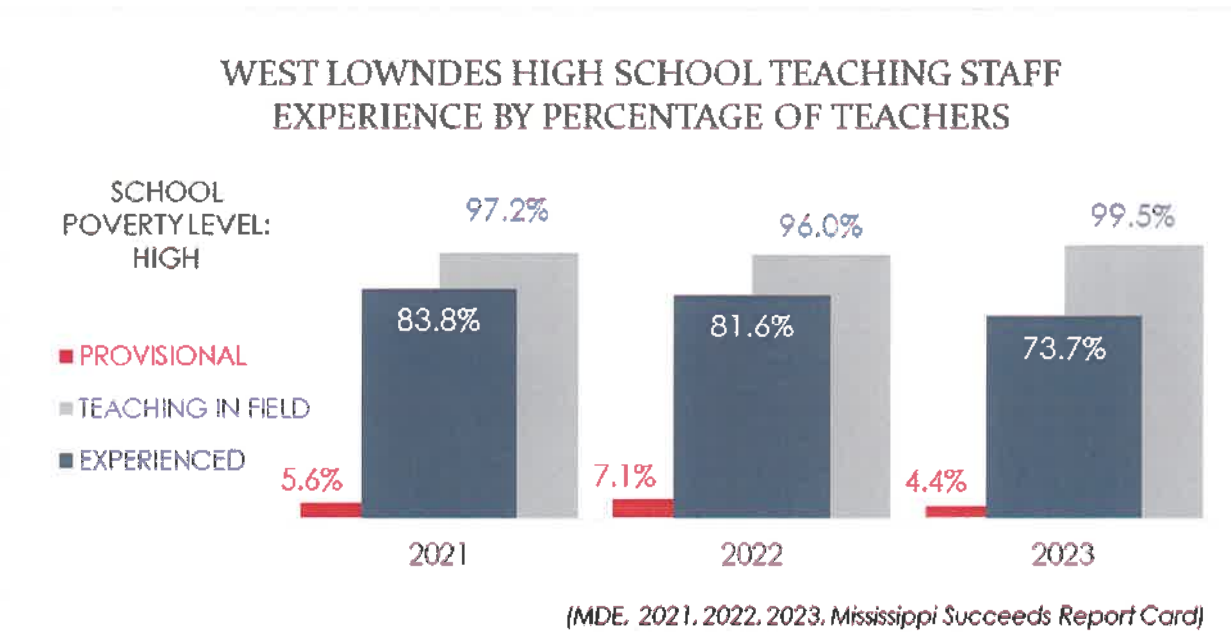


Figure 236: West Lowndes High School Teaching Staff Experience by Percentage of Teachers

Discipline

WEST LOWNDES HIGH SCHOOL DISCIPLINARY ACTIONS REPORTED TO MDE										
		ISS			OSS			EXPULSIONS		
		2021	2022	2023	2021	2022	2023	2021	2022	2023
ALL	ALL					≤5	5.2			
GENDER	FEMALE						≤5			
	MALE					≤5	7.7			
RACE	BLACK OR AFRICAN AMERICAN					≤5	5.4			
DISABILITY	STUDENTS WITH DISABILITIES						≤5			
	STUDENTS WITHOUT DISABILITIES					≤5	5.6			
EL	NON LIMITED ENGLISH PROFICIENCY					≤5	5.2			
		INCIDENTS OF VIOLENCE			REFERRALS TO LAW ENFORCEMENT			SCHOOL-BASED ARRESTS		
		2021	2022	2023	2021	2022	2023	2021	2022	2023
ALL	ALL		≤10	12.0		≤5			≤5	
GENDER	FEMALE			≤10		≤5			≤5	
	MALE		≤10	≤10		≤5			≤5	
RACE	BLACK OR AFRICAN AMERICAN		≤10	12.0		≤5			≤5	
DISABILITY	STUDENTS WITH DISABILITIES			≤10		≤5			≤5	
	STUDENTS WITHOUT DISABILITIES		≤10	≤10		≤5			≤5	
EL	NON LIMITED ENGLISH PROFICIENCY		≤10	12.0		≤5			≤5	
(MDE, 2021, 2022, 2023, Mississippi Succeeds Report Card)										

(MDE, 2021, 2022, 2023, Mississippi Succeeds Report Card)

Figure 237: West Lowndes High School Disciplinary Actions Reported to MDE



Survey Results

The following tables detail responses to the Comprehensive Needs Assessment survey from stakeholders at West Lowndes High School in the categories of *Federal Programs*; *Curriculum and Instruction*; *Parent, Family, and Community Engagement*; *School Climate and Culture*; *Technology*; *Prekindergarten and Kindergarten*; and *Professional Development*. Participants were also asked to write in responses to two open-ended statements. An analysis of those responses is included at the end of each stakeholder section. Thirty-six (36) faculty and staff members, one (1) parent, and seventy-four (74) students responded to the survey.

West Lowndes High School Faculty/Staff Survey

FEDERAL PROGRAMS

The aspects of the Title I instructional program I feel are most beneficial are

	Count	Percentage
Emphasis on cooperation between home and school	17	47.2%
Professional development activities	16	44.4%
Access to computers and individualized instruction	25	69.4%
Teacher resources	24	66.7%
Support staff	20	55.6%
Tutoring service	19	52.8%

School nurses help improve student attendance and academic achievement.

	Count	Percentage
Strongly Agree	23	63.9%
Agree	13	36.1%
Disagree	0	0.0%
Strongly Disagree	0	0.0%
Not Applicable or No Information	0	0.0%

West Lowndes High School

I have input into how federal dollars are spent in my school.

	Count	Percentage
Strongly Agree	6	17.1%
Agree	13	37.1%
Disagree	6	17.1%
Strongly Disagree	3	8.6%
Not Applicable or No Information	7	20.0%

The 1% of my school's federal program allocation for parent and family engagement is being used effectively for parent and family engagement activities/resources.

	Count	Percentage
Strongly Agree	12	33.3%
Agree	17	47.2%
Disagree	1	2.8%
Strongly Disagree	0	0.0%
Not Applicable or No Information	6	16.7%

Our faculty use effective, research-based strategies for:					
	Strongly Agree	Agree	Disagree	Strongly Disagree	N / A
Developing and using classroom assessments.	65.5%	27.6%	3.4%	0.0%	3.4%
Closing the achievement gap between diverse groups of students.	65.5%	27.6%	3.4%	0.0%	3.4%
Successful classroom management.	58.6%	34.5%	6.9%	0.0%	0.0%
Teaching special needs students.	69.0%	20.7%	10.3%	0.0%	0.0%
Providing instructions to students with limited English proficiency to improve their language and academic skills.	51.7%	10.3%	3.4%	0.0%	34.5%

Please rank the following issues by their impact on student achievement and growth. Drag and drop topics from the left column to the right in order of greatest impact.

	Rank
Truancy	#1
Off-task behavior	#2
Minor disruptions that steal instructional time	#3
Major classroom disruptions	#4
Other	#5

Identify the educational needs of the students at your school who meet the homeless definition.

	Count	Percentage
Expedited evaluation services for students with learning disabilities	13	36.1%
Expedited evaluation services for students with limited English	6	16.7%
Expedited evaluation services for gifted and talented students	5	13.9%
Additional academic support	15	41.7%
Tutoring	13	36.1%
Enrichment educational services	10	27.8%
Counseling	20	55.6%
Mentors	14	38.9%
School supplies	16	44.4%
School uniforms	9	25.0%
Dental referrals	10	27.8%
Medical referrals	11	30.6%
Bullying assistance	11	30.6%

TITLE IV-A

My school (district) has effective procedures for addressing school safety.

	Count	Percentage
Strongly Agree	13	36.1%
Agree	20	55.6%
Disagree	0	0.0%
Strongly Disagree	3	8.3%
Not Applicable or No Information	0	0.0%

West Lowndes High School

A vision for technology has been developed for the district via effective collaboration among administrators, teachers, students, and community/business leaders.

	Count	Percentage
Strongly Agree	14	38.9%
Agree	18	50.0%
Disagree	1	2.8%
Strongly Disagree	0	0.0%
Not Applicable or No Information	3	8.3%

The district has an Internet policy for students that meet the requirements of the Children's Internet Protection Act (CIPA).

	Count	Percentage
Strongly Agree	17	47.2%
Agree	18	50.0%
Disagree	0	0.0%
Strongly Disagree	0	0.0%
Not Applicable or No Information	1	2.8%

Administrators and appropriate district-level staff model effective uses of technology.

	Count	Percentage
Strongly Agree	14	38.9%
Agree	20	55.6%
Disagree	1	2.8%
Strongly Disagree	0	0.0%
Not Applicable or No Information	1	2.8%

Teachers receive adequate technology training and assistance with software trouble shooting to support and improve instruction in their classrooms.

	Count	Percentage
Strongly Agree	11	30.6%
Agree	20	55.6%
Disagree	4	11.1%
Strongly Disagree	0	0.0%
Not Applicable or No Information	1	2.8%

Teachers have access to an adequate number of computers in their classroom to infuse technology into the daily instruction.

	Count	Percentage
Strongly Agree	17	47.2%
Agree	16	44.4%
Disagree	1	2.8%
Strongly Disagree	1	2.8%
Not Applicable or No Information	1	2.8%

My biggest equipment needs are:

	Count	Percentage
Computers	12	33.3%
Software	10	27.8%
Mobile laptop computers	12	33.3%
Listening centers	8	22.2%
Interactive white board	4	11.1%
Classroom response system (clickers)	6	16.7%
Digital slates (e.g. iPad, Microsoft Pro)	3	8.3%

Teachers and administrators in our school consistently enforce school rules.

	Count	Percentage
Strongly Agree	9	25.0%
Agree	14	38.9%
Disagree	10	27.8%
Strongly Disagree	1	2.8%
Not Applicable or No Information	2	5.6%

Our school (district) provides students and teachers with a safe and orderly environment for learning.

	Count	Percentage
Strongly Agree	12	33.3%
Agree	20	55.6%
Disagree	3	8.3%
Strongly Disagree	1	2.8%
Not Applicable or No Information	0	0.0%

West Lowndes High School

Students feel safe traveling to and from school.

	Count	Percentage
Strongly Agree	11	30.6%
Agree	22	61.1%
Disagree	0	0.0%
Strongly Disagree	0	0.0%
Not Applicable or No Information	3	8.3%

CURRICULUM & INSTRUCTION

The programs of this school (district) meet the requirement of students with special needs.

	Count	Percentage
Strongly Agree	13	36.1%
Agree	19	52.8%
Disagree	2	5.6%
Strongly Disagree	0	0.0%
Not Applicable or No Information	2	5.6%

Our school (district) is doing a good job in the following areas:					
	Strongly Agree	Agree	Disagree	Strongly Disagree	N / A
Science	30.6%	52.8%	5.6%	2.8%	8.3%
Foreign Languages	22.9%	48.6%	22.9%	2.9%	2.9%
Career/Vocational Education	45.7%	48.6%	2.9%	0.0%	2.9%
Social Studies	33.3%	50.0%	8.3%	0.0%	8.3%
Gifted Education	25.0%	47.2%	8.3%	5.6%	13.9%
Mathematics	36.1%	55.6%	2.8%	0.0%	5.6%
Fine Arts (music, visual arts, dance, drama)	22.2%	36.1%	25.0%	5.6%	11.1%
Health Education	30.6%	52.8%	5.6%	2.8%	8.3%
English/Language Arts (reading, writing, speaking, listening)	36.1%	47.2%	8.3%	2.8%	5.6%
Physical Education	33.3%	52.8%	5.6%	2.8%	5.6%
Special Education	41.7%	50.0%	8.3%	0.0%	0.0%

Our faculty frequently use the results of student learning assessments to modify and adjust teaching strategies to best meet the learning needs of students.

	Count	Percentage
Strongly Agree	16	55.2%
Agree	12	41.4%
Disagree	0	0.0%
Strongly Disagree	0	0.0%
Not Applicable or No Information	1	3.4%

Our faculty use state content standards, objectives, sample test items, and other materials to develop assessments and to assess student learning.

	Count	Percentage
Strongly Agree	18	50.0%
Agree	17	47.2%
Disagree	1	2.8%
Strongly Disagree	0	0.0%
Not Applicable or No Information	0	0.0%

The district's curriculum is rigorous in preparing students for college and career.

	Count	Percentage
Strongly Agree	13	36.1%
Agree	19	52.8%
Disagree	1	2.8%
Strongly Disagree	0	0.0%
Not Applicable or No Information	3	8.3%

SCHOOL CLIMATE AND CULTURE

This school (district) provides a clean, well-maintained, and pleasant environment for learning.

	Count	Percentage
Strongly Agree	13	36.1%
Agree	22	61.1%
Disagree	1	2.8%
Strongly Disagree	0	0.0%
Not Applicable or No Information	0	0.0%



West Lowndes High School

The principal is appropriately in contact with teachers and their classroom activities.

	Count	Percentage
Strongly Agree	10	27.8%
Agree	17	47.2%
Disagree	4	11.1%
Strongly Disagree	2	5.6%
Not Applicable or No Information	3	8.3%

Technology is sufficiently available to support instruction.

	Count	Percentage
Strongly Agree	13	36.1%
Agree	20	55.6%
Disagree	1	2.8%
Strongly Disagree	0	0.0%
Not Applicable or No Information	2	5.6%

The use of interactive whiteboards has increased teachers' ability to maximize instructional practices in the classroom.

	Count	Percentage
Strongly Agree	17	47.2%
Agree	17	47.2%
Disagree	0	0.0%
Strongly Disagree	0	0.0%
Not Applicable or No Information	2	5.6%

Teachers are regularly involved in the development of school policies.

	Count	Percentage
Strongly Agree	9	25.0%
Agree	15	41.7%
Disagree	4	11.1%
Strongly Disagree	0	0.0%
Not Applicable or No Information	8	22.2%

Teachers have a major role in curriculum development in this school.

	Count	Percentage
Strongly Agree	9	25.0%
Agree	22	61.1%
Disagree	2	5.6%
Strongly Disagree	0	0.0%
Not Applicable or No Information	3	8.3%

For the most part, the size of classes here does not limit instructional effectiveness.

	Count	Percentage
Strongly Agree	14	38.9%
Agree	20	55.6%
Disagree	1	2.8%
Strongly Disagree	0	0.0%
Not Applicable or No Information	1	2.8%

Teachers are provided adequate time each day to prepare for teaching.

	Count	Percentage
Strongly Agree	14	50.0%
Agree	14	50.0%
Disagree	0	0.0%
Strongly Disagree	0	0.0%
Not Applicable or No Information	0	0.0%

If I have a discipline problem, the administration gives me the support I need.

	Count	Percentage
Strongly Agree	9	25.0%
Agree	20	55.6%
Disagree	4	11.1%
Strongly Disagree	1	2.8%
Not Applicable or No Information	2	5.6%

Which of the following have been the biggest professional challenges related to the move to distance learning and working remotely?

	Count	Percentage
Finding space to do work	3	8.3%
Doing live lessons	11	30.6%
Supporting parents	9	25.0%
Figuring out how to approach distance learning	6	16.7%
Finding enough work for students to do	3	8.3%
"Absent" students for online lessons or check-ins	18	50.0%
Keeping my students engaged in learning	7	19.4%
Time management	8	22.2%
Recording and posting lessons	4	11.1%
Using the online platform	3	8.3%
Lack of equipment for recording lessons or doing live chats	2	5.6%
Maintaining communication with students	4	11.1%
Converting offline materials into online resources	8	22.2%



West Lowndes High School

Which of the following have been the biggest professional challenges related to the move to distance learning and working remotely?

	Count	Percentage
Maintaining a good work-life balance	3	8.3%
Maintaining professional relationships with colleagues	2	5.6%
Keeping up with grading	1	2.8%

TECHNOLOGY

Technology has increased student engagement in learning.

	Count	Percentage
Strongly Agree	11	30.6%
Agree	21	58.3%
Disagree	3	8.3%
Strongly Disagree	0	0.0%
Not Applicable or No Information	1	2.8%

Technology has helped students achieve greater academic success.

	Count	Percentage
Strongly Agree	13	36.1%
Agree	20	55.6%
Disagree	3	8.3%
Strongly Disagree	0	0.0%
Not Applicable or No Information	0	0.0%

PRESCHOOL AND KINDERGARTEN

Due to increasing standards, we should increase the number of Title I Pre-K classes offered.

	Count	Percentage
Strongly Agree	16	45.7%
Agree	12	34.3%
Disagree	0	0.0%
Strongly Disagree	0	0.0%
Not Applicable or No Information	7	20.0%

The greatest benefits of having a preschool at my school are (or would be):

	Count	Percentage
Helps boost student achievement	22	61.1%
Reduces the achievement gap between low-income children and their more affluent peers	18	50.0%
Reduces placement of children in special education	12	33.3%

The greatest benefits of having a preschool at my school are (or would be):

	Count	Percentage
Reduces need to retain students in the primary grades	16	44.4%
Accelerates children's social, emotional, and cognitive development to become school ready	17	47.2%
Increases student interest in school and learning	15	41.7%
Provides a safe place for children during the day	16	44.4%
Saves district expenses in the long-term by decreasing remediation and special education costs	8	22.2%
Increases United States international competitiveness	9	25.0%

PROFESSIONAL DEVELOPMENT

Rank your top ten choices of professional development topics. Drag and drop topics from the left column to the right in your order of preference.

	Rank
Classroom management	#1
Differentiated instruction	#2
Depth of Knowledge	#3
My specific content area	#4
College- and Career-Ready Standards	#5
Reading and writing across the curriculum	#6
Reading for at-risk students	#7
Response to Intervention/Multi-tiered System of Support (RTI/MTSS)	#8
Writing strategies	#9
Using technology to enhance instruction	#10
Successful inclusion strategies	#11
Interpreting and analyzing student data	#12
Conflict resolution	#13
Teaching and understanding students in poverty	#14
Developing quality assessments	#15
Teaching and understanding the needs of homeless students	#16
English Language Learners	#17
Homeless Education	#18

West Lowndes High School

The professional development I received this year provided me with strategies that were incorporated into my instructional delivery.

	Count	Percentage
Strongly Agree	10	35.7%
Agree	15	53.6%
Disagree	1	3.6%
Strongly Disagree	0	0.0%
Not Applicable or No Information	2	7.1%

The district administration works to build leadership capacity and to enhance the personal and professional growth of administrators and teachers.

	Count	Percentage
Strongly Agree	10	27.8%
Agree	19	52.8%
Disagree	3	8.3%
Strongly Disagree	1	2.8%
Not Applicable or No Information	3	8.3%

Teachers play a meaningful role in the design and selection of staff development programs.

	Count	Percentage
Strongly Agree	8	22.2%
Agree	18	50.0%
Disagree	4	11.1%
Strongly Disagree	0	0.0%
Not Applicable or No Information	6	16.7%

GENERAL OPINION

In response to two open-ended questions, stakeholders were invited to comment about what the school or district does well and what improvements the school or district should make. Those responses are summarized below.

FACULTY/STAFF MEMBERS from West Lowndes High School feel that the school does a good job in showing care for their students, providing resources, and recognizing positive behaviors and accomplishments. One faculty member said, "The teachers and staff are very encouraging to our students. You see them go above and beyond what is expected." Respondents would like to see more consistency in enforcing school rules and the discipline policies. Another faculty member stated, "Get the community/parents more involved."

West Lowndes High School Student Survey

FEDERAL PROGRAMS

School nurses help improve student attendance and academic achievement.

	Count	Percentage
Strongly Agree	21	28.4%
Agree	36	48.6%
Disagree	14	18.9%
Strongly Disagree	0	0.0%
Not Applicable or No Information	3	4.1%

TITLE IV-A

My school (district) has effective procedures for addressing school safety.

	Count	Percentage
Strongly Agree	12	16.2%
Agree	55	74.3%
Disagree	6	8.1%
Strongly Disagree	0	0.0%
Not Applicable or No Information	1	1.4%

A vision for technology has been developed for the district via effective collaboration among administrators, teachers, students, and community/business leaders.

	Count	Percentage
Strongly Agree	16	21.6%
Agree	53	71.6%
Disagree	0	0.0%
Strongly Disagree	0	0.0%
Not Applicable or No Information	5	6.8%

The district has an Internet policy for students that meet the requirements of the Children's Internet Protection Act (CIPA).

	Count	Percentage
Strongly Agree	17	23.0%
Agree	48	64.9%
Disagree	6	8.1%
Strongly Disagree	1	1.4%
Not Applicable or No Information	2	2.7%

West Lowndes High School

Administrators and appropriate district-level staff model effective uses of technology.

	Count	Percentage
Strongly Agree	17	23.0%
Agree	51	68.9%
Disagree	3	4.1%
Strongly Disagree	1	1.4%
Not Applicable or No Information	2	2.7%

Teachers have access to an adequate number of computers in their classroom to infuse technology into the daily instruction.

	Count	Percentage
Strongly Agree	20	27.0%
Agree	49	66.2%
Disagree	3	4.1%
Strongly Disagree	0	0.0%
Not Applicable or No Information	2	2.7%

Teachers and administrators in our school consistently enforce school rules.

	Count	Percentage
Strongly Agree	18	24.3%
Agree	51	68.9%
Disagree	2	2.7%
Strongly Disagree	2	2.7%
Not Applicable or No Information	1	1.4%

Our school (district) provides students and teachers with a safe and orderly environment for learning.

	Count	Percentage
Strongly Agree	19	25.7%
Agree	43	58.1%
Disagree	9	12.2%
Strongly Disagree	1	1.4%
Not Applicable or No Information	2	2.7%

Students feel safe traveling to and from school.

	Count	Percentage
Strongly Agree	15	20.3%
Agree	48	64.9%
Disagree	7	9.5%
Strongly Disagree	1	1.4%
Not Applicable or No Information	3	4.1%

*CURRICULUM & INSTRUCTION***The programs of this school (district) meet the requirement of students with special needs.**

	Count	Percentage
Strongly Agree	15	21.4%
Agree	40	57.1%
Disagree	7	10.0%
Strongly Disagree	0	0.0%
Not Applicable or No Information	8	11.4%

Our school (district) is doing a good job in the following areas:

	Strongly Agree	Agree	Disagree	Strongly Disagree	N / A
Physical Education	30.1%	60.3%	5.5%	1.4%	2.7%
Special Education	35.1%	44.6%	4.1%	0.0%	16.2%
Gifted Education	24.3%	50.0%	8.1%	1.4%	16.2%
Mathematics	35.1%	52.7%	6.8%	4.1%	1.4%
Fine Arts (music, visual arts, dance, drama)	23.3%	54.8%	2.7%	2.7%	16.4%
Health Education	23.0%	56.8%	6.8%	2.7%	10.8%
English/Language Arts (reading, writing, speaking, listening)	36.5%	52.7%	8.1%	1.4%	1.4%
Science	31.1%	58.1%	10.8%	0.0%	0.0%
Foreign Languages	17.6%	50.0%	10.8%	2.7%	18.9%
Career/Vocational Education	28.8%	50.7%	5.5%	2.7%	12.3%
Social Studies	19.7%	66.2%	11.3%	0.0%	2.8%

West Lowndes High School

My school work is challenging and requires my best effort.

	Count	Percentage
Strongly Agree	19	26.0%
Agree	45	61.6%
Disagree	7	9.6%
Strongly Disagree	2	2.7%
Not Applicable or No Information	0	0.0%

I use additional resources, beyond the textbooks for my classes, to help me with my school work.

	Count	Percentage
Strongly Agree	23	31.5%
Agree	46	63.0%
Disagree	4	5.5%
Strongly Disagree	0	0.0%
Not Applicable or No Information	0	0.0%

The grading and evaluation of my class work is fair.

	Count	Percentage
Strongly Agree	17	23.3%
Agree	49	67.1%
Disagree	5	6.8%
Strongly Disagree	2	2.7%
Not Applicable or No Information	0	0.0%

Teachers are willing to give students individual help outside of class time.

	Count	Percentage
Strongly Agree	10	13.5%
Agree	48	64.9%
Disagree	11	14.9%
Strongly Disagree	2	2.7%
Not Applicable or No Information	3	4.1%

The district's curriculum is rigorous in preparing students for college and career.

	Count	Percentage
Strongly Agree	11	14.9%
Agree	47	63.5%
Disagree	10	13.5%
Strongly Disagree	4	5.4%
Not Applicable or No Information	2	2.7%

SCHOOL CLIMATE AND CULTURE

This school (district) provides a clean, well-maintained, and pleasant environment for learning.

	Count	Percentage
Strongly Agree	15	20.3%
Agree	33	44.6%
Disagree	14	18.9%
Strongly Disagree	11	14.9%
Not Applicable or No Information	1	1.4%

Technology is incorporated into instruction in many classes.

	Count	Percentage
Strongly Agree	25	33.8%
Agree	46	62.2%
Disagree	2	2.7%
Strongly Disagree	1	1.4%
Not Applicable or No Information	0	0.0%

A counselor is available if I need help in solving personal problems.

	Count	Percentage
Strongly Agree	18	24.3%
Agree	46	62.2%
Disagree	6	8.1%
Strongly Disagree	3	4.1%
Not Applicable or No Information	1	1.4%

If I have a problem or suggestion for the principal, he/she is available.

	Count	Percentage
Strongly Agree	19	25.7%
Agree	39	52.7%
Disagree	11	14.9%
Strongly Disagree	3	4.1%
Not Applicable or No Information	2	2.7%

West Lowndes High School

TECHNOLOGY

Technology has increased student engagement in learning.

	Count	Percentage
Strongly Agree	20	27.0%
Agree	47	63.5%
Disagree	3	4.1%
Strongly Disagree	3	4.1%
Not Applicable or No Information	1	1.4%

Technology has helped students achieve greater academic success.

	Count	Percentage
Strongly Agree	23	31.1%
Agree	45	60.8%
Disagree	6	8.1%
Strongly Disagree	0	0.0%
Not Applicable or No Information	0	0.0%

GENERAL OPINION

Note: In response to two open-ended questions, stakeholders were invited to comment about what the school or district does well and what improvements the school or district should make. Those responses are summarized below.

STUDENTS from West Lowndes High School feel that the school does a good job in caring for students, teaching students the necessary subjects, and keeping students safe. One student said, "One thing the school does well is people at the school are kind." Respondents would like to see better food options, more field trips, and maintenance to the buildings and facilities. Another student stated, "They should provide more consequences with bad and hardheaded kids instead of letting them get away with everything because suspensions and write-ups don't solve anything."

West Lowndes High School Parent Survey

FEDERAL PROGRAMS

The aspects of the Title I instructional program I feel are most beneficial are

	Count	Percentage
Emphasis on cooperation between home and school	1	100.0%
Professional development activities	0	0.0%
Access to computers and individualized instruction	0	0.0%
Teacher resources	0	0.0%
Support staff	0	0.0%
Tutoring service	0	0.0%

The 1% of my school's federal program allocation for parent and family engagement is being used effectively for parent and family engagement activities/resources.

	Count	Percentage
Strongly Agree	1	100.0%
Agree	0	0.0%
Disagree	0	0.0%
Strongly Disagree	0	0.0%
Not Applicable or No Information	0	0.0%

I have read and understood the Title I School-Parent Compact.

	Count	Percentage
Yes	1	100.0%
No	0	0.0%

I would like my child's school (district) to offer information/classes on how to help me help my child in the following areas:

	Count	Percentage
Activities to help my child learn over the summer	1	100.0%
Help my child with homework	0	0.0%
How to motivate my child	1	100.0%
How to promote family reading	1	100.0%
How to set goals for my child	1	100.0%
Manage time	0	0.0%
Prepare my child for testing	1	100.0%
Understand my child's learning styles	1	100.0%

West Lowndes High School

Please indicate ways in which you would like to see Title I Parent and Family Engagement funds spent at the school and/or district level.

	Count	Percentage
Babysitting/childcare at parent meetings	0	0.0%
District and/or school newsletters	0	0.0%
Parent resources in the Family Education Center (computer access, lending library of books, CDs, videos, education games, etc.)	0	0.0%
Resource materials for parental training	1	100.0%
Training for parents to work with other parents on becoming involved in the schools	0	0.0%
Travel expenses to attend parent and family engagement/PTA workshops and conferences.	0	0.0%
Home/School folders	0	0.0%
Home/School Planners	1	100.0%

TITLE IV-A

To contribute to "Well-Rounded Educational Opportunities" in our district, I would like to see Title IV money spent on

	Count	Percentage
Improving access to foreign language instruction, arts, and music education	0	0.0%
Supporting college and career counseling	1	100.0%
Providing programming to improve instruction and student engagement in science, technology, engineering, and mathematics (STEM)	0	0.0%
Promoting access to accelerated learning opportunities (including Advanced Placement (AP) and Dual Credit)	1	100.0%
Strengthening instruction in American history, civics, economics, geography, government education, and environmental education	0	0.0%

To supplement what our district is already doing to keep our schools safe and healthy, I would like to see Title IV money used on:

	Count	Percentage
Promoting community and parent involvement in schools	1	100.0%
Providing school-based mental health services and counseling	1	100.0%
Promoting supportive school climates to reduce the use of exclusionary discipline and promoting supportive school discipline	0	0.0%
Establishing or improving dropout prevention	0	0.0%
Supporting re-entry programs and transition services for Justice-involved youth	0	0.0%
Implementing programs that support a healthy, active lifestyle (nutritional and physical education)	0	0.0%
Implementing systems and practices to prevent bullying and harassment	0	0.0%
Developing relationship building skills to help improve safety through the recognition and prevention of coercion, violence, or abuse	0	0.0%
Establishing community partnerships	0	0.0%

To supplement what our district is already doing in the area of technology, I would like to see Title IV money used on:

	Count	Percentage
Supporting high quality professional development for educators, school leaders and administrators to personalize learning and improve academic achievement	0	0.0%
Building technological capacity and infrastructure	0	0.0%
Carrying out innovative blended learning projects	1	100.0%
Providing students in rural, remote, and underserved areas with the resources to benefit from high quality digital learning opportunities	1	100.0%
Delivering specialized or rigorous academic courses and curricula using technology, including digital learning technologies and assistive technology	0	0.0%

West Lowndes High School

A vision for technology has been developed for the district via effective collaboration among administrators, teachers, students, and community/business leaders.

	Count	Percentage
Strongly Agree	1	100.0%
Agree	0	0.0%
Disagree	0	0.0%
Strongly Disagree	0	0.0%
Not Applicable or No Information	0	0.0%

The district has an Internet policy for students that meet the requirements of the Children's Internet Protection Act (CIPA).

	Count	Percentage
Strongly Agree	1	100.0%
Agree	0	0.0%
Disagree	0	0.0%
Strongly Disagree	0	0.0%
Not Applicable or No Information	0	0.0%

Administrators and appropriate district-level staff model effective uses of technology.

	Count	Percentage
Strongly Agree	1	100.0%
Agree	0	0.0%
Disagree	0	0.0%
Strongly Disagree	0	0.0%
Not Applicable or No Information	0	0.0%

Teachers have access to an adequate number of computers in their classroom to infuse technology into the daily instruction.

	Count	Percentage
Strongly Agree	1	100.0%
Agree	0	0.0%
Disagree	0	0.0%
Strongly Disagree	0	0.0%
Not Applicable or No Information	0	0.0%

Teachers and administrators in our school consistently enforce school rules.

	Count	Percentage
Strongly Agree	0	0.0%
Agree	1	100.0%
Disagree	0	0.0%
Strongly Disagree	0	0.0%
Not Applicable or No Information	0	0.0%

Students feel safe traveling to and from school.

	Count	Percentage
Strongly Agree	0	0.0%
Agree	1	100.0%
Disagree	0	0.0%
Strongly Disagree	0	0.0%
Not Applicable or No Information	0	0.0%

CURRICULUM & INSTRUCTION

The district's curriculum is rigorous in preparing students for college and career.

	Count	Percentage
Strongly Agree	0	0.0%
Agree	1	100.0%
Disagree	0	0.0%
Strongly Disagree	0	0.0%
Not Applicable or No Information	0	0.0%

PARENT, FAMILY, AND COMMUNITY ENGAGEMENT

Our school (district) provides sufficient opportunities for parent and family engagement.

	Count	Percentage
Strongly Agree	1	100.0%
Agree	0	0.0%
Disagree	0	0.0%
Strongly Disagree	0	0.0%
Not Applicable or No Information	0	0.0%

West Lowndes High School

Parents are informed of the school's policies.

	Count	Percentage
Strongly Agree	1	100.0%
Agree	0	0.0%
Disagree	0	0.0%
Strongly Disagree	0	0.0%
Not Applicable or No Information	0	0.0%

The concerns of parents are reflected in decisions affecting our school.

	Count	Percentage
Strongly Agree	0	0.0%
Agree	1	100.0%
Disagree	0	0.0%
Strongly Disagree	0	0.0%
Not Applicable or No Information	0	0.0%

Teachers regularly communicate with parents of their students.

	Count	Percentage
Strongly Agree	1	100.0%
Agree	0	0.0%
Disagree	0	0.0%
Strongly Disagree	0	0.0%
Not Applicable or No Information	0	0.0%

Reports concerning my son's or daughter's progress (report cards, progress reports, etc.) are adequate.

	Count	Percentage
Strongly Agree	1	100.0%
Agree	0	0.0%
Disagree	0	0.0%
Strongly Disagree	0	0.0%
Not Applicable or No Information	0	0.0%

In the past year, I have attended/participated in the following:

	Count	Percentage
Parent/teacher conference	1	100.0%
Checked my child's grades/assignments online	1	100.0%
Been in contact with my child's teacher	1	100.0%
Received a newsletter from the district, school, or teacher	1	100.0%
Worked with a committee or group on school or district policies	1	100.0%

In the past year, I have attended/participated in the following:

	Count	Percentage
Attended a workshop, parent night, or other event geared toward helping me help my child academically	1	100.0%
Attended a performance, athletic event, celebration, or awards ceremony involving my child and/or his or her peers	1	100.0%
Volunteered at my child's school	1	100.0%

TECHNOLOGY

What kind of reliable internet access do you have in your home?

	Count	Percentage
Broadband connection (cable, DSL)	0	0.0%
Cellular network (3G, 4G)	0	0.0%
Other reliable access provider	1	100.0%
I use the WiFi hotspot set up by my school district.	0	0.0%
I have access sometimes, but it is not reliable.	0	0.0%
I do not have internet access at home.	0	0.0%

Technology has increased student engagement in learning.

	Count	Percentage
Strongly Agree	1	100.0%
Agree	0	0.0%
Disagree	0	0.0%
Strongly Disagree	0	0.0%
Not Applicable or No Information	0	0.0%

Technology has helped students achieve greater academic success.

	Count	Percentage
Strongly Agree	1	100.0%
Agree	0	0.0%
Disagree	0	0.0%
Strongly Disagree	0	0.0%
Not Applicable or No Information	0	0.0%

West Lowndes High School

PRESCHOOL AND KINDERGARTEN

Due to increasing standards, we should increase the number of Title I Pre-K classes offered.

	Count	Percentage
Strongly Agree	1	100.0%
Agree	0	0.0%
Disagree	0	0.0%
Strongly Disagree	0	0.0%
Not Applicable or No Information	0	0.0%

The greatest benefits of having a preschool at my school are (or would be):

	Count	Percentage
Helps boost student achievement	1	100.0%
Reduces the achievement gap between low-income children and their more affluent peers	1	100.0%
Reduces placement of children in special education	0	0.0%
Reduces need to retain students in the primary grades	0	0.0%
Accelerates children's social, emotional, and cognitive development to become school ready	0	0.0%
Increases student interest in school and learning	0	0.0%
Provides a safe place for children during the day	0	0.0%
Saves district expenses in the long-term by decreasing remediation and special education costs	0	0.0%
Increases United States international competitiveness	0	0.0%

GENERAL OPINION

Note: In response to two open-ended questions, stakeholders were invited to comment about what the school or district does well and what improvements the school or district should make. Those responses are summarized below.

ONE PARENT OF A STUDENT from West Lowndes High School responded to the survey questions. When responding to what the school does well, that parent said, "The school district does a great job providing computers and technology for student learning." When asked to comment on improvements the school should make, that parent stated, "The school should provide parents with grades that are updated each week."