
Who Moved My Cheese?

The Story of Hem, Haw, Sniff and Scurry




Hem

Haw

Sniff



Scurry



Business Management Open Response

Who Moved My Cheese?


Through our reading of Who Moved My Cheese? we have learned that the following characters in the book possess the following traits:

Sniff can smell change in the air.

Scurry goes into action immediately.

Hem does not want to change.

Haw is startled by change, but then laughs at himself and changes.



Pre-writing: Answer the following about yourself:

1. What Old Cheese are we holding on to? (What change are you resisting?)
2. What could our New Cheese be?
3. What would we do if we weren't afraid?
4. How will we feel when we find our New Cheese?
5. How can we do things differently to find our New Cheese?

Open Response Question


- A. Which character most represents the way you typically deal with change and why?**
- B. Identify a situation where you acted as the character you selected.**
- C. Describe excites you about change and what scares you.**

Scoring Grid

- 4 Provides real examples (situations) while exhibiting advanced vocabulary throughout response. Identifies a character in line with their personality and provides real evidence to support choice. Describes true feelings about change while providing real life example that strengthens choice. Answers all parts of the question.
- 3 Provides real examples (situations) while exhibiting general vocabulary throughout response. Identifies a character in line with their personality and provides real evidence to support choice. Describes true feelings about change while providing real life example that strengthens choice. Answers all parts of the question
- 2 Provides examples (situations) while exhibiting basic vocabulary throughout response. Identifies a character in line with their personality. Describes true feelings about change while providing example that strengthens choice. Answers all parts of the question

- 1 Provides simple examples while exhibiting basic vocabulary throughout response. Identifies a character and describes feelings about change. Answers some parts of the questions.

On-Demand: Who Moved My Cheese?



Situation

In our reading of Who Moved My Cheese?, it was emphasized that the characters in the book possess the following traits:

Sniff can smell change in the air.

Scurry goes into action immediately.

Hem does not want to change.

Haw is startled by change, but then laughs at himself and changes.

Write and answer the following about yourself.

6. What Old Cheese are we holding on to? (What change are you resisting?)
7. What could our New Cheese be?
8. What would we do if we weren't afraid?
9. How will we feel when we find our New Cheese?
10. How can we do things differently to find our New Cheese?
11. Which character most represents the way you typically deal with change? Why?
12. What excites you about change and what scares you.

Task: Select one of the following:

Write an article for the FBLA newsletter explaining what WMMC taught you about embracing change. Use a current example of changes at WCHS, KY, Nation.

Here are some hints for writing an article: give the article a title, use quotes if possible, construct a hook to catch the readers attention.

-Use the 7 questions above as your *pre-writing*.

-Write/type a *rough draft* (you must show editing)

-Write/type a *final draft*

-Turn in your work with final draft on top, then rough draft, then pre-writing and finally this handout with your final draft.

Write a letter that persuades the reader to embrace change. You get to pick the audience (Mom, incoming freshmen, graduating senior, teacher, coach, friend, etc.)

Here are some hints for writing a letter: address the audience by using dear ____, use persuasion to have the reader think a certain way, use strong opening sentence to set the tone

-Use the 7 questions above as your *pre-writing*.

-Write/type a *rough draft* (you must show editing)

-Write/type a *final draft*

-Turn in your work with final draft on top, then rough draft, then pre-writing and finally this handout with the final draft.