

# Week 7

**9/27 - 10/1**

# Monday 9/27

- Photojournalism ethics
- Intro to Aperture
  - [Aperture Video Resource #1](#)
  - [Aperture Video Resource #2](#)

To Do:

Aperture Worksheet, due tomorrow

# Photojournalism Ethics Discussion Questions

Did most photographs follow the code of ethics?

Was it difficult to find examples that violate the standards?

Which standards, if any, were violated most often? Why do you think that is?

Why is it important for photojournalists to maintain standards?

# Tuesday 9/28

- Pear Deck: aperture
- Introduce Aperture Project

To Do:

Aperture Worksheet, due today


# Wednesday 9/29

1. Photograph for aperture project
2. OR Work on latework

To Do:

1. 15 total aperture captures due Friday
  - 5 - Extensive Depth of Field  
(pick focal point in midground)
  - 5 - Selective Focus /  
Foreground : Shallow Depth of Field
  - 5 - Selective Focus /  
Background or Middle ground:  
Shallow Depth of Field

## Change Camera Settings BEFORE photographing

1. Format the card before photographing
2. Change image quality to medium 
3. Set ISO to Auto
4. Use Av mode

Return 10 min before class ends to upload photos to computer. Don't leave class without uploading photos


**Thursday 9/30**

1. Photograph for aperture project
2. If you didn't photo yesterday, you get first pick of cameras.
3. OR Work on latework

To Do:

1. **15 total aperture captures due Friday**
  - 5 - Extensive Depth of Field  
(**pick focal point in midground**)
  - 5 - Selective Focus /  
Foreground : Shallow Depth of Field
  - 5 - Selective Focus /  
Background or Middle ground:  
Shallow Depth of Field

## **Change Camera Settings BEFORE photographing**

1. Format the card before photographing
2. Change image quality to medium 
3. Set ISO to Auto
4. Use Av mode

Return 10 min before class ends to upload photos to computer. **Don't leave class without uploading photos**


## Friday 10/1

1. Photograph for aperture project
2. If you didn't photo yesterday, you get first pick of cameras.
3. **Done? Show me your captures so I can help you pick the best/check them.**

To Do:

1. **15 total aperture captures due TODAY**
  - 5 - Extensive Depth of Field (**pick focal point in midground**)
  - 5 - Selective Focus /  
Foreground : Shallow Depth of Field
  - 5 - Selective Focus /  
Background or Middle ground:  
Shallow Depth of Field

## Change Camera Settings BEFORE photographing

1. Format the card before photographing
2. Change image quality to medium 
3. Set ISO to Auto
4. Use Av mode

Return 10 min before class ends to upload photos to computer. **Don't leave class without uploading photos**

# Intro Photoshop Skills Assignment #1