

Brandon Valley School District

District Learning Plans

May 18-22, 2020

Last Week of School!

Grade 3

Wednesday



Brandon Valley School District Distance Learning Plan

LIVING HISTORY DAY & FIELD TRIPS

GRADE: 3

DATE: Wednesday, May 20, 2020

<p>What do students need to do?</p> <p><u>Link to BV Living History Day instructional video for week of May 18-22, 2020</u></p> <p><u>Link to BV Field Trip Day instructional video for week of May 18-22, 2020</u></p>	<p>Living History Day</p> <ul style="list-style-type: none">• Last week students created a time capsule journal. Today, we are going to create the actual time capsule. With your parent's help, find a box or bag that you can use as your time capsule. In your time capsule include last week's journal and three of the following items. You may add more than three or if you have other ideas, you may add those as well! Have fun with this! Remember you might be looking at this twenty years from now. What will help you remember what this time at home was like? Feel free to decorate your time capsule! <p>-newspaper article about something that occurred during this COVID-19 pandemic</p> <p>-pictures of you and/or your family during this time</p> <p>-artwork created by you during this time</p> <p>-letters/notes to yourself</p> <p>-a receipt to show the price of gas, milk, bread, toilet paper, etc.</p> <p>- a list of your favorite shows/movies you watched during this time</p> <p>-a list of books you read during this time</p> <p>Field Trip Day:</p> <ul style="list-style-type: none">• With permission from a parent/guardian, go on a Nature Scavenger Hunt! Pick ONE of the two scavenger hunt sheets to print and check off as many items on the list as you see when you are exploring. Please remember social distancing rules on your nature walk! Have your whole family join you if possible!• Then, choose a few items from nature (sticks, rocks, pine cones, grass, leaves, etc.) to create a nature person! There is an example of a few nature people below for some ideas! Be creative!
<p>What do students need to bring back to school?</p>	<ul style="list-style-type: none">• Students are not required to submit evidence of completion; however, they may submit participation photos or short videos to their teachers.• Students should submit (to their respective teacher) any required 4th quarter distance learning assignments not previously turned in.
<p>What standards do the lessons cover?</p>	<p>3.H.1 Students will analyze how major events are chronologically connected and evaluate their impact on one another.</p> <p>3.RI.3 Explain the relationship between events, ideas, or concepts in a historical, scientific, or technical procedures text, using language that pertains to time, sequence, and cause/effect.</p>

<p>What materials do students need? What extra resources can students use?</p>	<p>Living History Day</p> <ul style="list-style-type: none"> • a box/bag to use as your time capsule • items to place inside your time capsule <p>Field Trip Day</p> <ul style="list-style-type: none"> • Nature Scavenger Hunt worksheet (choose 1 of 2 sheets to complete) • A bag to collect a few nature items
<p>What can students do if they finish early?</p>	<p>Living History Day</p> <ul style="list-style-type: none"> • Send a letter to a family member-explain how you are feeling during this time, ask how they are feeling, ask if they have ever experienced a time like this before and what it was like • Call a family member or family friend and ask them if they have ever experienced a time like this before and what it was like <p>Field Trip Day</p> <ul style="list-style-type: none"> • Virtual Field Trips https://www.nature.org/en-us/about-us/who-we-are/how-we-work/youth-engagement/nature-lab/virtual-field-trips/ • Must use Google Chrome for the videos to work on this link below- https://artsandculture.withgoogle.com/en-us/national-parks-service?fbclid=IwAR3m5ZofJnsRPCSuB7umgE1vzEzfmGZzdVSD4R8tSxIX6ogdvT7Z64vEMZY • Design a postcard from your field trip http://www.readwritethink.org/parent-afterschool-resources/games-tools/postcard-creator-a-30242.html
<p>Who can we contact if we have questions?</p>	<p>Brandon Elementary Building Principal: Mr. Horst- merle.horst@k12.sd.us Teachers: Ms. Buom- Blossom.Buum@k12.sd.us Ms. Flint- Jill.Flint@k12.sd.us Mr. Kramer- Brent.Kramer@k12.sd.us Mr. Johnson- Andy.Johnson@k12.sd.us Robert Bennis Elementary Building Principal: Ms. Hofkamp- Kristin.Hofkamp@k12.sd.us Teachers: Mr. Bobzien- Adam.Bobzien@k12.sd.us Mr. Ganschow- Jeff.Ganschow@k12.sd.us Ms. Pederson- Jill.Pederson@k12.sd.us Ms. Rozier- danylle.rozier@k12.sd.us Fred Assam Elementary Building Principal: Ms. Foster- susan.foster@k12.sd.us Teachers: Ms. Hunsaid- Jessica.Hunsaid@k12.sd.us Ms. Jones- Deb.Jones@k12.sd.us Ms. Kieffer- Michelle.Kieffer@k12.sd.us Ms. Van Leur- Chelsea.Vanleur@k12.sd.us Valley Springs Elementary Building Principal: Ms. Palmer- tanya.palmer@k12.sd.us</p>

	<p>Teacher:</p>
--	------------------------


Ms. Kocer- Cassie.Kocer@k12.sd.us

<p>Notes: (OPTIONAL) Pajama Day - Let's face it, wearing pj's is the best part of being an "Active <i>distance</i> Learner!" #BVlynxdistancelearners</p>
--

Instructional materials are posted below (if applicable)

Brandon Valley School District

MY 2020 COVID-19 TIME CAPSULE




BY: _____

YOU ARE LIVING THROUGH HISTORY RIGHT NOW

TAKE A MOMENT TO FILL IN THESE PAGES FOR YOUR FUTURE SELF TO LOOK BACK ON. AND HERE ARE SOME OTHER IDEAS OF THINGS TO INCLUDE:

- | | |
|--|---|
| <input type="checkbox"/> SOME PHOTOS FROM THIS TIME | <input type="checkbox"/> ANY ART WORK YOU CREATED |
| <input type="checkbox"/> A JOURNAL OF YOUR DAYS | <input type="checkbox"/> FAMILY / PET PICTURES |
| <input type="checkbox"/> LOCAL NEWSPAPER PAGES OR CLIPPING | <input type="checkbox"/> SPECIAL MEMORIES |



DRAW A PICTURE OF THE PEOPLE YOU ARE SOCIAL DISTANCING WITH HERE

♥♥ ALL ABOUT ME ♥♥

I AM

YEARS
OLD

I STAND

INCHES
TALL

I WEIGH

POUNDS

SHOE SIZE

MY FAVOURITES

TOY: _____

COLOUR: _____

ANIMAL: _____

FOOD: _____

SHOW: _____

MOVIE: _____

BOOK: _____

ACTIVITY: _____

PLACE: _____


SONG: _____

MY BEST FRIEND/S:

WHEN I GROW UP I WANT TO BE:

DATE:

HOW I'M FEELING



HOW MY FACE LOOKS



I AM MOST THANKFUL FOR

WORDS TO DESCRIBE HOW I FEEL:

WHAT I HAVE LEARNT MOST
FROM THIS EXPERIENCE:

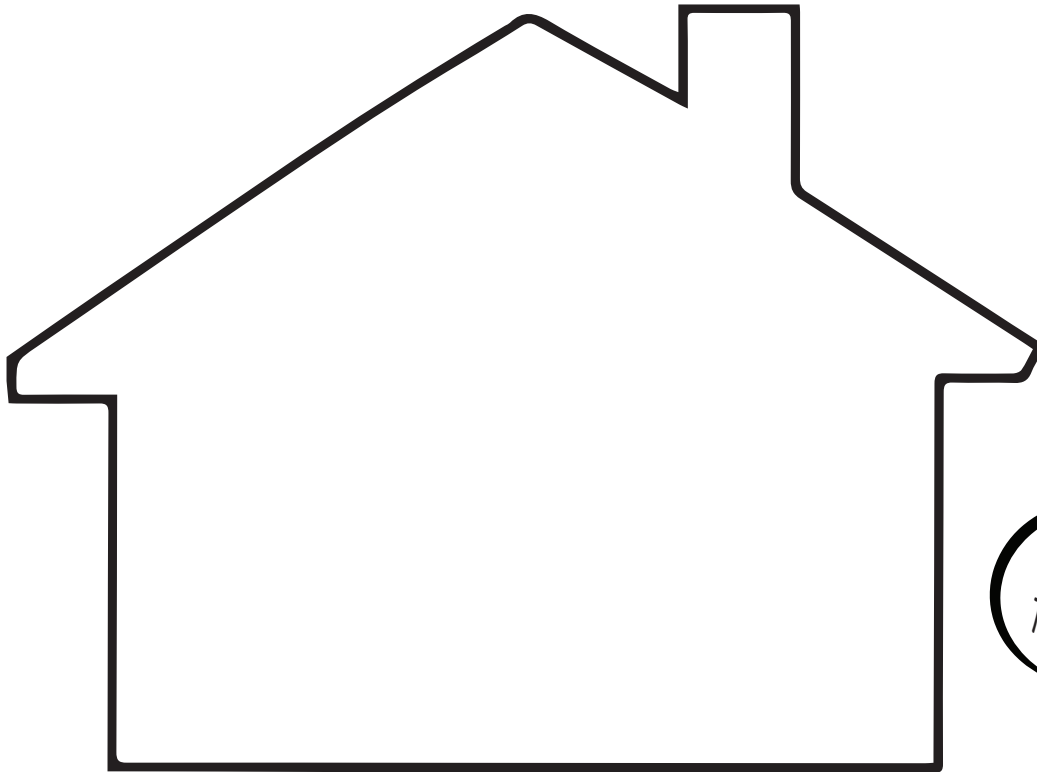
THE 3 THINGS I AM MOST EXCITED TO DO WHEN THIS IS OVER:

1

2

3

MY COMMUNITY



COLOUR THIS HOUSE
TO LOOK LIKE YOURS

WHERE I AM LIVING DURING THIS TIME:



WHAT THINGS ARE YOU DOING TO HELP FEEL CONNECTED/HAVE FUN
OUTSIDE (e.g hearts in windows, chalk notes on sidewalk, etc)

HOW ARE YOU CONNECTING WITH OTHERS?



YOU ARE NOT STUCK AT HOME,
YOU ARE SAFE AT HOME!



WHAT I AM DOING
TO KEEP BUSY:

OUR HANDPRINTS



PRINT THE HANDS OF ALL THE PEOPLE LIVING IN YOUR HOME
(IN DIFFERENT COLOURS) AND PLACE YOUR HANDS HERE



SPECIAL OCCASIONS

WHAT OCCASIONS DID YOU CELEBRATE DURING THIS TIME?
WRITE THE LIST DOWN HERE AND WHAT YOU DID TO CELEBRATE
(E.G. ST. PATRICK'S DAY, EASTER, BIRTHDAYS, ANNIVERSARIES)

EVENT	DATE	HOW YOU CELEBRATED

LETTER TO MYSELF


DEAR,

LOVE,

INTERVIEW YOUR PARENTS

WHAT HAS BEEN THE BIGGEST CHANGE?

HOW ARE YOU FINDING HOMESCHOOLING?



DAYS SPENT INSIDE

HOW ARE YOU FEELING?

YOUR TOP 3 MOMENTS FROM THIS EXPERIENCE:

1. _____
2. _____
3. _____

WHAT ACTIVITIES/HOBBIES HAVE YOU MOST ENJOYED DOING?

WHAT ARE YOU MOST THANKFUL FOR?

WHAT TV SHOW YOU WATCHED : _____

YOUR NEW FOUND FAVOURITE INSIDE FAMILY ACTIVITY:

FAVOURITE FOOD TO BAKE: _____

FAVOURITE TIME OF DAY: _____

GOAL/S FOR AFTER THIS:

LETTER FROM YOUR PARENTS

DEAR,

LOVE,

Nature Scavenger Hunt #1

one wildflower	one seed	one fruit	one leaf
something yellow	something purple	something green	a smooth rock
something fuzzy	something soft	something hard	something prickly
a mammal	a bird	a reptile or fish	an insect
water	tree bark	animal tracks	a piece of trash ☹️

Nature Scavenger Hunt #2

two flowers	a pinecone	a stem	tree bark
something pink	something brown	something blue	a bumpy rock
something thin	something round	something square	something sticky
a furry animal	a feather	a tadpole or frog	a flying bug
a pond	a worm	a nest	a piece of trash ☹️

