

# Brandon Valley School District

## District Learning Plans

May 18-22, 2020

Last Week of School!

Grade 2

Wednesday



# Brandon Valley School District Distance Learning Plan

LIVING HISTORY DAY & FIELD TRIPS

GRADE: 2


DATE: Wednesday, May 20, 2020

<p>What do students need to do?</p> <p><a href="#"><u>Link to BV Living History Day &amp; Field Trip Day instructional video for week of May 18-22, 2020</u></a></p>	<p><b>Living History Day</b></p> <ul style="list-style-type: none"> <li>Make a Covid Time Capsule. See PDF form. Record your thoughts and activities during your time at home. We are making history!</li> </ul> <p><b>Field Trip Day</b></p> <ul style="list-style-type: none"> <li><b>Oakridge Nursery Field Trip</b> - <a href="https://www.youtube.com/watch?v=lfSuKFL--w8">https://www.youtube.com/watch?v=lfSuKFL--w8</a> Credit to Mrs. Presler and Oakridge Nursery. <ul style="list-style-type: none"> <li>Use the flower sheet to create your own flower, using anything in your home like: beads, rice, macaroni, buttons, etc.</li> </ul> </li> <li><b>Ode Farms Field Trip</b> - Learn how to milk and feed cows on a local dairy farm. Credit to Mrs. Presler and Ode Farms. <a href="https://www.youtube.com/watch?v=rMfsrVgBWxM&amp;t=2s">https://www.youtube.com/watch?v=rMfsrVgBWxM&amp;t=2s</a></li> <li><b>BV Journal Field Trip</b> - <a href="https://www.youtube.com/watch?v=MAW8Xpl_eW4">https://www.youtube.com/watch?v=MAW8Xpl_eW4</a> Credit to Mrs. Presler and The BV Journal.</li> <li>Great Plains Zoo - <a href="https://greatzoo.org/virtual-gpzoo">https://greatzoo.org/virtual-gpzoo</a> <ul style="list-style-type: none"> <li>Fill out Zoo Reflection sheet</li> </ul> </li> </ul>
<p>What do students need to bring back to school?</p>	<ul style="list-style-type: none"> <li>Students are not required to submit evidence of completion; however, they may submit participation photos or short videos to their teachers.</li> <li>Students should submit (to their respective teacher) any required 4th quarter distance learning assignments not previously turned in.</li> </ul>
<p>What standards do the lessons cover?</p>	<p>2.H.1.2 Use historical records and artifacts including but not limited to photos, diaries, oral histories, and videos to draw conclusions about family or school life in the past</p>
<p>What materials do students need?</p> <p>What extra resources can students use?</p>	<p><b>Living History Day:</b></p> <ul style="list-style-type: none"> <li>Covid Time Capsule forms and a container</li> </ul> <p><b>Field Trip Day:</b></p> <ul style="list-style-type: none"> <li>Flower sheet</li> <li>Materials found around your home</li> <li>Zoo Reflection Sheet</li> </ul>
<p>What can students do if they finish early?</p>	<p><b>Living History Day:</b></p> <ul style="list-style-type: none"> <li>Save your time capsule pages in a safe place to remember this time. For example: a decorated box, a plastic bottle (roll it up), a rubbermaid tote, a glass jar</li> </ul> <p><b>Field Trip Day:</b></p> <p><a href="https://adventuresinfamilyhood.com/20-virtual-field-trips-to-take-with-your-kids.html">https://adventuresinfamilyhood.com/20-virtual-field-trips-to-take-with-your-kids.html</a></p> <p>Virtual</p> <ul style="list-style-type: none"> <li>Design postcards from your virtual field trips <a href="http://www.readwritethink.org/parent-afterschool-resources/games-tools/postcard-creator-a-30242.html">http://www.readwritethink.org/parent-afterschool-resources/games-tools/postcard-creator-a-30242.html</a></li> </ul>

<p>Who can we contact if we have questions?</p>	<p><b>Brandon Elementary</b>  <b>Building Principal:</b>  Mr. Horst- <a href="mailto:Merle.Horst@k12.sd.us">Merle.Horst@k12.sd.us</a>  <b>Teachers:</b>  Ms. Johnson- <a href="mailto:Alyssa.Johnson@k12.sd.us">Alyssa.Johnson@k12.sd.us</a>  Ms. Kueter- <a href="mailto:Kim.Kueter@k12.sd.us">Kim.Kueter@k12.sd.us</a>  Ms. Pearson- <a href="mailto:Cassie.Pearson@k12.sd.us">Cassie.Pearson@k12.sd.us</a>  Ms. Shutes- <a href="mailto:Cassandra.Shutes@k12.sd.us">Cassandra.Shutes@k12.sd.us</a>  Ms. Westhoff- <a href="mailto:Kendra.Westhoff@k12.sd.us">Kendra.Westhoff@k12.sd.us</a>  <b>Robert Bennis Elementary</b>  <b>Building Principal:</b>  Ms. Hofkamp- <a href="mailto:Kristin.Hofkamp@k12.sd.us">Kristin.Hofkamp@k12.sd.us</a>  <b>Teachers:</b>  Ms. Adams- <a href="mailto:Laurie.Adams@k12.sd.us">Laurie.Adams@k12.sd.us</a>  Ms. DeBoer- <a href="mailto:Stacy.Deboer@k12.sd.us">Stacy.Deboer@k12.sd.us</a>  Ms. Hatlestad- <a href="mailto:Andrea.Hatlestad@k12.sd.us">Andrea.Hatlestad@k12.sd.us</a>  Ms. Silvernail- <a href="mailto:Jayna.Silvernail@k12.sd.us">Jayna.Silvernail@k12.sd.us</a>  Ms. Westcott- <a href="mailto:Sandra.Westcott@k12.sd.us">Sandra.Westcott@k12.sd.us</a>  <b>Fred Assam Elementary</b>  <b>Building Principal:</b>  Ms. Foster- <a href="mailto:Susan.Foster@k12.sd.us">Susan.Foster@k12.sd.us</a>  <b>Teachers:</b>  Ms. Deitering- <a href="mailto:Kayla.Deitering@k12.sd.us">Kayla.Deitering@k12.sd.us</a>  Ms. Kroger- <a href="mailto:Kyla.Kroger@k12.sd.us">Kyla.Kroger@k12.sd.us</a>  Ms. Livingston- <a href="mailto:Missy.Livingston@k12.sd.us">Missy.Livingston@k12.sd.us</a>  Ms. Olson- <a href="mailto:Angie.Olson@k12.sd.us">Angie.Olson@k12.sd.us</a>  Ms. Presler- <a href="mailto:JoAnn.Presler@k12.sd.us">JoAnn.Presler@k12.sd.us</a>  <b>Valley Springs Elementary</b>  <b>Building Principal:</b>  Ms. Palmer- <a href="mailto:Tanya.Palmer@k12.sd.us">Tanya.Palmer@k12.sd.us</a>  <b>Teacher:</b>  Ms. Logan- <a href="mailto:Wanda.Logan@k12.sd.us">Wanda.Logan@k12.sd.us</a></p>
<p><b>Notes: (OPTIONAL) Pajama Day</b> - Let's face it, wearing pj's is the best part of being an "Active <i>distance</i> Learner!"  <b>#BVlynxdistancelearners</b></p>	

***Instructional materials are posted below (if applicable)***

# MY 2020 COVID-19 TIME CAPSULE




BY: \_\_\_\_\_

# YOU ARE LIVING THROUGH HISTORY RIGHT NOW

TAKE A MOMENT TO FILL IN THESE PAGES FOR YOUR FUTURE SELF TO LOOK BACK ON. AND HERE ARE SOME OTHER IDEAS OF THINGS TO INCLUDE:

- |  |   |
|--|---|
| <input type="checkbox"/> SOME PHOTOS FROM THIS TIME        | <input type="checkbox"/> ANY ART WORK YOU CREATED |
| <input type="checkbox"/> A JOURNAL OF YOUR DAYS            | <input type="checkbox"/> FAMILY / PET PICTURES    |
| <input type="checkbox"/> LOCAL NEWSPAPER PAGES OR CLIPPING | <input type="checkbox"/> SPECIAL MEMORIES         |



DRAW A PICTURE OF THE PEOPLE YOU ARE SOCIAL DISTANCING WITH HERE

# ♥♥ ALL ABOUT ME ♥♥

I AM

\_\_\_\_\_  
YEARS  
OLD

I STAND

\_\_\_\_\_  
INCHES  
TALL

I WEIGH

\_\_\_\_\_  
POUNDS

SHOE SIZE

\_\_\_\_\_

## MY FAVOURITES

TOY: \_\_\_\_\_

COLOUR: \_\_\_\_\_

ANIMAL: \_\_\_\_\_

FOOD: \_\_\_\_\_

SHOW: \_\_\_\_\_

MOVIE: \_\_\_\_\_

BOOK: \_\_\_\_\_

ACTIVITY: \_\_\_\_\_

PLACE: \_\_\_\_\_

SONG: \_\_\_\_\_

## MY BEST FRIEND/S:


\_\_\_\_\_  
\_\_\_\_\_  
\_\_\_\_\_

## WHEN I GROW UP I WANT TO BE:

\_\_\_\_\_  
\_\_\_\_\_

DATE:

# HOW I'M FEELING



HOW MY FACE LOOKS



I AM MOST THANKFUL FOR

---

---

---

WORDS TO DESCRIBE HOW I FEEL:

WHAT I HAVE LEARNT MOST  
FROM THIS EXPERIENCE:

---

---

---

---

---

THE 3 THINGS I AM MOST EXCITED TO DO WHEN THIS IS OVER:

1

---

---

---

2

---

---

---

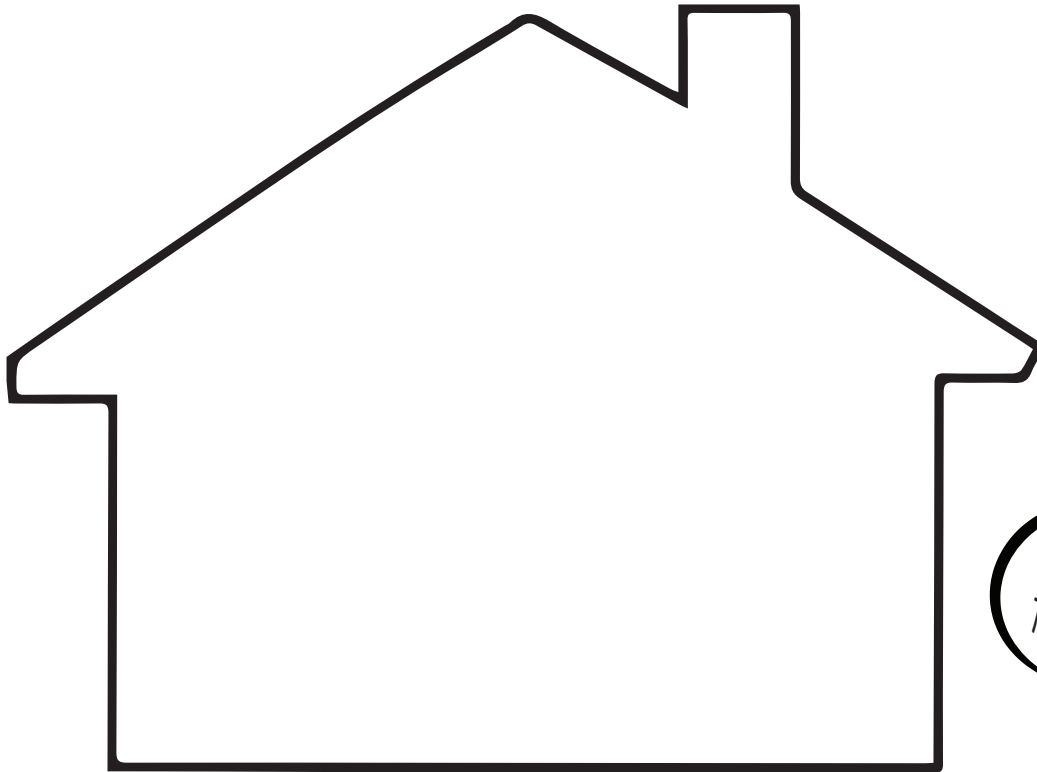
3

---

---

---

# MY COMMUNITY



COLOUR THIS HOUSE  
TO LOOK LIKE YOURS

WHERE I AM LIVING DURING THIS TIME:



WHAT THINGS ARE YOU DOING TO HELP FEEL CONNECTED/HAVE FUN  
OUTSIDE (e.g hearts in windows, chalk notes on sidewalk, etc)

---

---

---

---

---

HOW ARE YOU CONNECTING WITH OTHERS?





YOU ARE NOT STUCK AT HOME,  
YOU ARE SAFE AT HOME!



WHAT I AM DOING  
TO KEEP BUSY:

# OUR HANDPRINTS



PRINT THE HANDS OF ALL THE PEOPLE LIVING IN YOUR HOME  
(IN DIFFERENT COLOURS) AND PLACE YOUR HANDS HERE



# SPECIAL OCCASIONS

WHAT OCCASIONS DID YOU CELEBRATE DURING THIS TIME?  
WRITE THE LIST DOWN HERE AND WHAT YOU DID TO CELEBRATE  
(E.G. ST. PATRICK'S DAY, EASTER, BIRTHDAYS, ANNIVERSARIES)

EVENT	DATE	HOW YOU CELEBRATED

# LETTER TO MYSELF


DEAR,

LOVE,

# INTERVIEW YOUR PARENTS

WHAT HAS BEEN THE BIGGEST CHANGE?

HOW ARE YOU FINDING HOMESCHOOLING?



DAYS SPENT INSIDE

HOW ARE YOU FEELING?

YOUR TOP 3 MOMENTS FROM THIS EXPERIENCE:

1. \_\_\_\_\_
2. \_\_\_\_\_
3. \_\_\_\_\_

WHAT ACTIVITIES/HOBBIES HAVE YOU MOST ENJOYED DOING?

WHAT ARE YOU MOST THANKFUL FOR?

WHAT TV SHOW YOU WATCHED : \_\_\_\_\_

YOUR NEW FOUND FAVOURITE INSIDE FAMILY ACTIVITY:

\_\_\_\_\_

FAVOURITE FOOD TO BAKE: \_\_\_\_\_


FAVOURITE TIME OF DAY: \_\_\_\_\_

GOAL/S FOR AFTER THIS:

# LETTER FROM YOUR PARENTS

DEAR,

LOVE,



# Zoo Reflection

Choose an animal or exhibit that interests you...

**1) WHY DID YOU CHOOSE THIS ANIMAL OR EXHIBIT?**

---

---

---

**2) HOW WOULD YOU DESCRIBE IT TO A FRIEND?**

---

---

---

**3) WHY DO YOU THINK THE ANIMAL LOOKS AND ACTS THE WAY IT DOES?**

---

---

---

**4) WHAT DOES THE EXHIBITION SPACE TELL ME ABOUT THE ANIMAL'S NATIVE HABITAT AND LIFE IN THE WILD?**

---

---

---

**5) WHY DO YOU THINK IT'S IN A ZOO? WHY SHOULD PEOPLE CARE ABOUT IT?**

---

---

---



**TRY THIS: TURN AWAY FROM YOUR ANIMAL OR EXHIBIT AND DRAW IT FROM MEMORY. WHEN YOU ARE READY TURN BACK AROUND AND FILL IN THE DETAILS THAT YOU MISSED.**

