


# Weather Alert Signup

The following service will deliver alerts for school closing and delays.

**NOTE:** Parents, Guardians, and classroom teachers of registered students will already be notified by phone call. Instructions show how to add text alert as well.

[Video Tutorial Link](#)

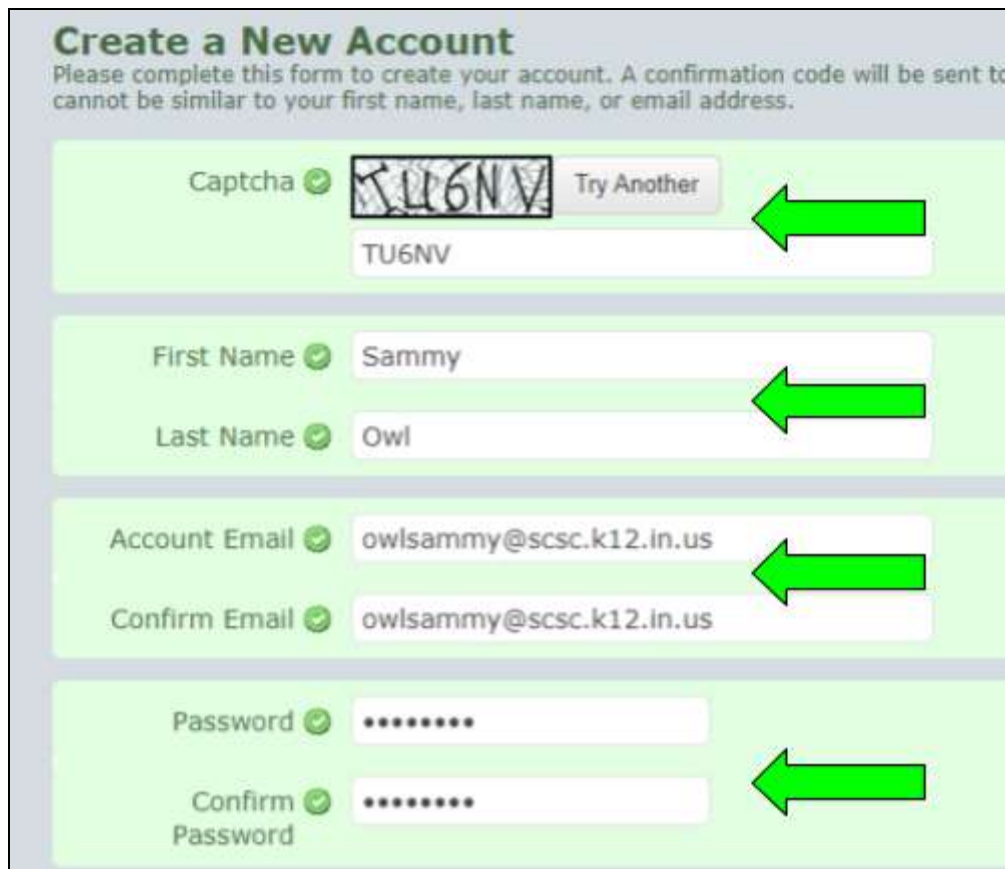
Login link: <https://asp.schoolmessenger.com/seymourcs/subscriber/>



>>> **First Time Users** <<< “Sign up Now” link:

<https://asp.schoolmessenger.com/seymourcs/subscriber/newssubscriber.php>

Fill out the **New Account form** with your information



**Review and Accept** the Terms of Service, then select “Create Account”

Terms Of Service

**Reliance Communications, Inc. Terms of Service**

**1. Product.** This agreement covers the Reliance Communications, Inc. Service and any new features that augment or enhance the current Service, including its functionality, and user interface of the Service from time to time.

**2. Terms of Service.** User acknowledges and agrees to the following terms, and otherwise, any new features that augment or enhance the current Service, including its functionality, and user interface of the Service from time to time.

**2.1. Email And Notices.** User agrees to provide Reliance Communications, Inc. with any changes to User's email address.

Accept Terms ☒

Create Account

**Check your email** for a CODE to be used for first time login

Account Activation Inbox x

SchoolMessenger <noreply@accounts.schoolmessenger.com> [Unsubscribe](#)  
to me ▾

Welcome to SchoolMessenger!

Enter Confirmation Code: 626776m... 4yPRp66Q

Copy this code

**Login with your new code and your password**

**Activate Account**

You should have received an email containing a confirmation code. Please enter it below along with your password.

Confirmation Code:

Password:

[Return to Sign In](#)

**You will be redirected to your new account configuration page.**

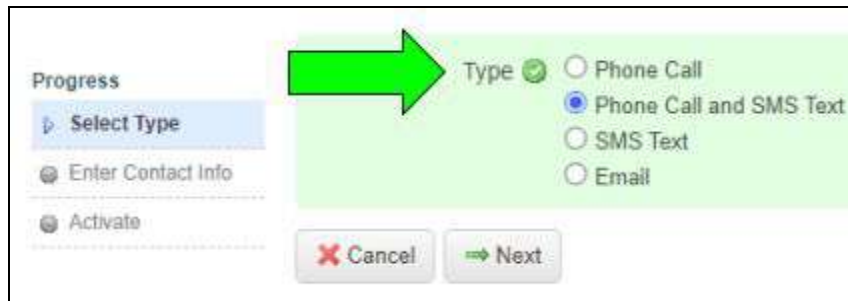
Select “Add More” for additional contact information (such as TEXT alerts)



The screenshot shows a 'Contacts' page with a header. Below the header is a 'Contact Information' section containing the email 'owls@scsc.k12.in.us'. At the bottom of this section is a button labeled 'Add More'. A green arrow points to this button.

TEXT Alert Sign Up

Choose type of communication and choose “Next”



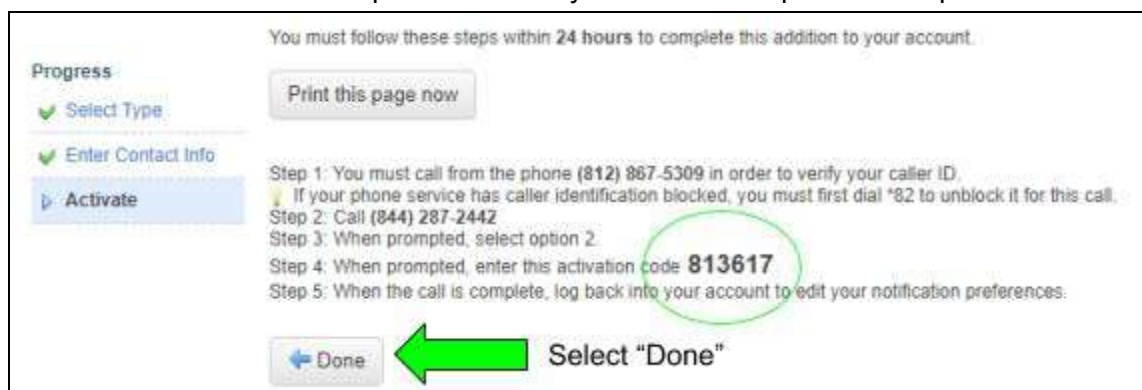
The screenshot shows the 'Select Type' step in a progress bar. The 'Type' section has four radio button options: 'Phone Call', 'Phone Call and SMS Text' (which is selected), 'SMS Text', and 'Email'. Below these options are 'Cancel' and 'Next' buttons. A green arrow points to the 'Phone Call and SMS Text' option.

Enter Your Phone number and choose “Next”.



The screenshot shows the 'Enter Contact Info' step. The 'Phone' field is filled with the number '812-867-5309'. Below the field are 'Previous', 'Cancel', and 'Next' buttons. The 'Next' button is circled in green, and a green arrow points to it.

Call 844-287-2442 from the phone number you listed in the previous step.



The screenshot shows the 'Activate' step. It includes a 'Print this page now' button and a list of five steps. Step 4 states: 'When prompted, enter this activation code 813617'. The code '813617' is circled in green. At the bottom, there is a 'Done' button with a green arrow pointing to it and the text 'Select “Done”'.

Listen for the automated prompts and enter the activation code listed (it is unique to you).  
Repeat “Add More” process for additional phone numbers.

Choose the desired type of announcement. All Weather Alerts will come from "General"

**Interests**

In addition to Emergency notifications, I would like to receive the following types of announcements:

- ☒ Attendance (Attendance)
- ☒ General (General Announcements)
- ☐ Survey (Surveys)
- ☐ Newsletter (Email Newsletter to parents)

You Only Need "General" Checked for Weather Alerts

Language ☒ English ☐ Español

Choose language of choice

Choose "Save" to complete the process.

Log in at any time to update your contact information or settings.

To remove notifications to your phone, select "Delete" from the contacts list.

Contact Information	Type	Status	Actions
owls@scsc.k12.in.us	Email	Active	Account Email cannot be removed
(812) 867-5309	Phone	Pending	<input checked="" type="button" value="Delete"/> <input type="button" value="Activation Info"/>

Video Tutorial of Process: [\(Click to View\)](#)

