

Wading Through the Web

This presentation will teach you about:

1. Different Types of Search Engines

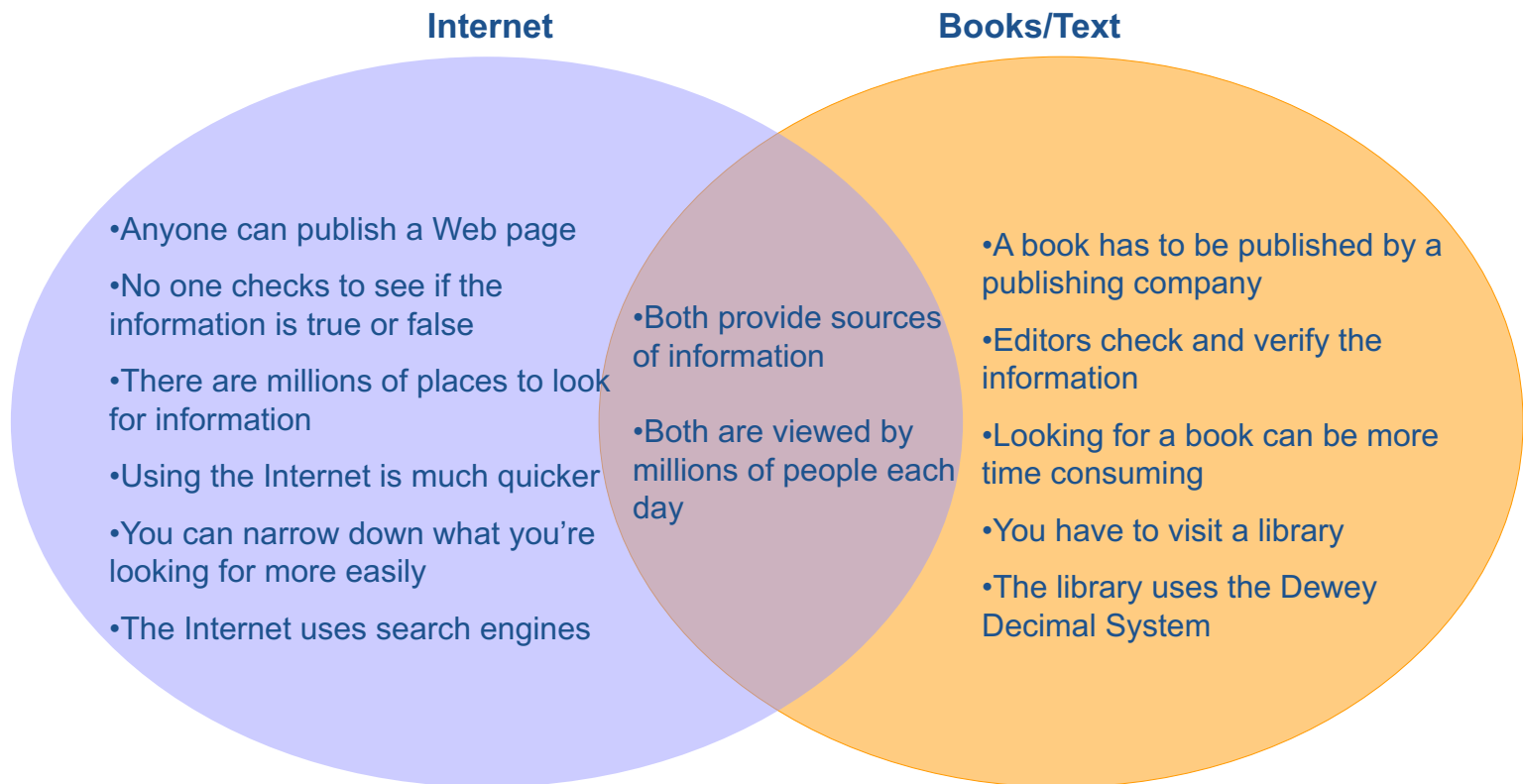
2. How to Search on the Internet

3. How to cite your sources



Wading Through the Web

1. You've already compared and contrasted the Internet and books or other texts with your class. Can you think of any other ways they are different? The same?




Wading Through the Web




When might using the Internet be better than using a traditional text?

- Topics that are contemporary (modern topics) – The Internet has more up-to-date information on current events.
- Topics that are controversial – The Internet can give you a lot of different opinions on one topic. It can help you research a topic from different perspectives.








Wading Through the Web

Different Types of Search Engines

- A **Search Engine** is a program that allows you to search the Internet for information. There are many search engines on the World Wide Web.
- You might have heard of search engines like *Google*, *Yahoo!*, or *MSN*. These are the most popular search engines.
- There are lots of other excellent search engines on the Internet that you may never have heard of!
- Let's look at the different types of search engines available on the Internet.





Wading Through the Web

Different Types of Search Engines

▪ Regular Search Engines vs. Metasearch Engines

- A regular search engine, like Google or Yahoo!, searches the Internet based on a given search term.
 - For example, typing “Vasco da Gama” into Google will give you 2,490,000 “hits” or sites to visit for information.
 - Type the same term into Yahoo!, and you come up with 949,000 hits.

2. TRY IT: Go to Google (www.google.com) and type in “Vasco da Gama” Look at the sites that come up. Click on the first two or three sites. Do they look like they have good information? Now do the same in Yahoo! (www.yahoo.com). What differences do you notice?



Wading Through the Web

Different Types of Search Engines

- Why do Google and Yahoo! display different sites for the same word?
 - This is because of the way the engine searches!
 - Google and Yahoo! use different search methods. While many of the sites they show you are the same, some are different.
- A Metasearch can streamline your search.
 - A Metasearch has the ability to search several search engines.



Wading Through the Web

Different Types of Search Engines

- Let's try using a metasearch engine to search information on “Vasco da Gama”
- *CactiSearch* (www.cactisearch.com) is a metasearch engine that will search Google, Yahoo!, MSN, and Ask.com all at once!

3. TRY IT: Go to www.cactisearch.com and type in “Vasco da Gama”

The results are sorted by search engine. You can look at all four search engines combined, or narrow your search to Google, Yahoo!, etc.

How might a metasearch engine like CactiSearch be more helpful than a regular search engine?



Wading Through the Web

Different Types of Search Engines

- There are other different types of search engines as well. Let's look at three more search engines that can help you get better information about your topic.
 - *Vivisimo* (www.vivisimo.com) is a search engine that groups search results by category.

4. TRY IT: Go to www.vivisimo.com and type in “Vasco da Gama”

Notice the categories listed on the left-hand corner. You can use the categories to narrow your information. List the categories you might use to write a report about the life and accomplishments of Vasco da Gama.



Wading Through the Web

Different Types of Search Engines

- **Brainboost** (www.brainboost.com) is a search engine that allows you to type in a question rather than a search term. For example, if you wanted to know when Vasco da Gama reached India, you could ask a specific question and get more detailed information.

5. TRY IT: Go to www.brainboost.com and type in “When did Vasco da Gama reach India?”

How does the information you get differ from the information you got on other search engines? What else do you notice on the left hand side? How might this help you as well?




Wading Through the Web

Different Types of Search Engines

- **KartOO** (www.kartoo.com) is a search engine that shows your information in a map format. This helps you find multiple sites related to a specific topic. For example, it will show you several sites that give information on Vasco de Gama's voyages and Portugal.
 - This search engine is especially helpful for people who would prefer to see their results in a graphic organizer instead of a list.

6. TRY IT: Go to www.kartoo.com and type in "Vasco de Gama"

How might this site be more helpful than other sites? What makes it unique?




Wading Through the Web

Different Types of Search Engines

Other Helpful Resources

- Online encyclopedias are a great resource for research. Try the encyclopedias listed below and see what you think.
- Encyclopedia Britannica – www.britannica.com
- Encarta – www.encarta.msn.com






Wading Through the Web

Other Helpful Resources

- Libraries are another place to find lots of useful information. Take a look at these sites!
- Boston Public Library's database –
<http://search3.webfeat.org/bostonsearch.asp?cat=dbchildren>
- New York Public Library's Student Page -
<http://kids.nypl.org/internet/reference.cfm>
- You will need a library card to use some of the linked websites, so also check the webpage of your local library.





Wading Through the Web

2. How to Search on the Internet

Now that we have looked at different types of search engines, we need to learn how to make the most of your search!

Most search engines have something called an *Advanced Search*. An advanced search allows you to be more specific about what type of information you are looking for.

When you visit a search engine, the *Advanced Search* page is a great place to start!



Wading Through the Web

2. How to Search on the Internet


Let's see how the
works!

option

7. TRY IT: Go to www.google.com and **click on** Advanced Search **to the right of the search box.**

-Let's say you discover that some of your results are about the Vasco da Gama hotel and vacations. You want to find out about the life of Vasco da Gama, but not about the hotel. In the Advanced Search menu, put Vasco da Gama in the box that says "all of these words" and hotel and vacation in the box that says "without the words."

This will filter out the information you don't want!



Wading Through the Web

2. How to Search on the Internet

“Smarter” searching on the Internet

Most Internet search engines also allow you to use a set of words or symbols to narrow your search.

AND – use this word when you want to find two words together. For example “Vasco da Gama AND voyage”

OR – use this when you can accept a couple of words. For example, “Vasco da Gama OR European explorers”

- (minus sign) – use this symbol when you want to exclude a word. For example, “Vasco da Gama -hotel”

“quotations” – use quotation marks when you are searching for an exact phrase. For example, if you were searching for a book title, you could type “The Voyage of Vasco da Gama” in quotations and the search engine will look for that exact phrase.



Wading Through the Web

2. How to Search on the Internet

“Smarter” searching on the Internet

8. **TRY IT:** Go to www.cactisearch.com

What would I type into the search box if I wanted to find out about the Vasco da Gama Church?

What would I type into the search box if I wanted to find out about Vasco da Gama or any other Portuguese explorers?

What would I type into the search box if I wanted to find out about Vasco da Gama’s voyages and also find a map of the countries where he landed?




Wading Through the Web

2. How to Search on the Internet

How can you tell if an Internet site is reliable?


- **REMEMBER:** Anyone can post information on the Internet!
- Make sure the information you are using comes from a person or organization that can be trusted.
- One simple way to tell if a site is reliable is to look at who runs the site. Usually, looking at the first section of a web address will tell you where it came from. If it came from a museum, university, or some other place you've heard of, chances are that it can be trusted.
- The following slide provides a checklist you can use to decide whether a website is reliable. If the site contains several characteristics in the "Questionable" column, you probably shouldn't use it!



Wading Through the Web

2. How to Search on the Internet

- **PLEASE...PLEASE...PLEASE....**
- **Avoid such places as Wikipedia.....it has been proven time and again to be very inaccurate!!!!!!**




Wading Through the Web

2. How to Search on the Internet

Dupe Detector:

A checklist to help surfers begin determining if information found on a website is true or not*

Website:		Trustworthy	Questionable
1.	Do large companies you know advertise on the site?	Yes <input type="checkbox"/>	No <input type="checkbox"/>
2.	Are there any 'dead links', or links to 'moved pages'?	No <input type="checkbox"/>	Yes <input type="checkbox"/>
3.	Do the images support the stated facts?	Yes <input type="checkbox"/>	No <input type="checkbox"/>
4.	Is the site hosted by a credible provider and reside in a 'trustworthy' domain.	Yes <input type="checkbox"/>	No <input type="checkbox"/>
5.	Are there links and references to other websites, resources and experts that corroborate this information?	Yes <input type="checkbox"/>	No <input type="checkbox"/>
6.	Is the resource available in another format?	Yes <input type="checkbox"/>	No <input type="checkbox"/>
7.	Do the site's authors have other publications with credible sites and publishers?	Yes <input type="checkbox"/>	No <input type="checkbox"/>
8.	Are the site's authors experts in the subject? (Do they have any credentials or experience around the topic?)	Yes <input type="checkbox"/>	No <input type="checkbox"/>
9.	Is contact information provided and does the place/e-mail exist and work?	Yes <input type="checkbox"/>	No <input type="checkbox"/>
10.	Does the site present highly biased visuals (e.g. racist statements, derogatory remarks, and emotional language)?	No <input type="checkbox"/>	Yes <input type="checkbox"/>
11.	Is the site professional (grammar and typing errors are not present or very minimal)?	Yes <input type="checkbox"/>	No <input type="checkbox"/>
Totals**:			





Wading Through the Web

3. How to cite your sources

Citing Your Sources

- *Citing your sources* means telling people where you got your information. Just as you list books and encyclopedias in your bibliography, you must also include the sources of information you got from the Internet.
 - Citing your sources is important because it shows others how to find the same information you found.
 - To cite a source on the Internet, you need to have a written record of the following information for each website that you actually use in your report or essay:
 - The name of the site and the author (Who made the website? A company? An organization? An individual?)
 - What day you found the information
 - The web address or URL
 - The copyright date for the website (usually found at the bottom of the homepage)



Wading Through the Web

3. How to cite your sources

Citing Your Sources

- Use the format below to add Internet resources to a bibliography:
 - Author. Title of Website. Web address or URL. Copyright date. Date you found the information.
 - For example, look at the following website on Vasco da Gama and compare it to the information below.
(<http://library.thinkquest.org/4034/dagama.html>)
 - Author: There is no specific author listed
 - Title: ThinkQuest: Explorers of the Millennium
 - Web address: <http://library.thinkquest.org/4034/dagama.html>
 - Copyright date: 1998 (this is found by clicking on “About this Site”)
 - Date found: April 30, 2006



Wading Through the Web

3. How to cite your sources

Citing Your Sources

● Using this information:

- Author: There is no specific author listed
- Title: ThinkQuest: Explorers of the Millennium
- Web address: <http://library.thinkquest.org/4034/dagama.html>
- Copyright date: 1998 (this is found by clicking on “About this Site”)
- Date found: April 30, 2006

a bibliographical citation for this website would look like this:

ThinkQuest: Explorers of the Millennium.

<http://library.thinkquest.org/4034/dagama.html>. 1998. Found on April 30, 2006.



Wading Through the Web

3. How to cite your sources

Citing Your Sources

9. TRY IT: Go to

http://www.bbc.co.uk/history/historic_figures/gama_vasco_d_a.shtml

Fill in the information listed on your worksheet. How would you cite this source in a bibliography?



Review



Search Engines

Internet Searching

Citing Sources

l
c
a
t
e
g
o
r
i
z
e

r
d
s
a
n
d
s
y
m
b
o

Recording important
your information in
that for a bibliography

Now you're ready to start your own research project. Happy Internet searching!