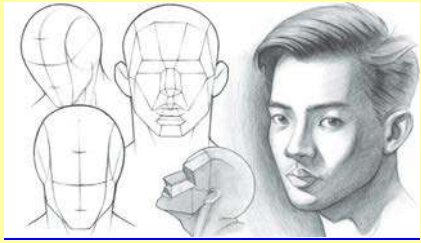



Week	Theme	Activities or Choice Boards	Directions
4/13 — 4/17	Drawing from Observation	Draw eye: <a href="https://www.youtube.com/watch?v=6AjXU35Awbl&amp;feature=youtu.be">https://www.youtube.com/watch?v=6AjXU35Awbl&amp;feature=youtu.be</a> Draw Cake: <a href="https://www.youtube.com/watch?v=JG61GCziTsw">https://www.youtube.com/watch?v=JG61GCziTsw</a> Draw Portrait: <a href="https://www.youtube.com/watch?v=wz5HDRMEF1E">https://www.youtube.com/watch?v=wz5HDRMEF1E</a> Draw Blind Contour: <a href="https://www.youtube.com/watch?v=KoGAXg6m4Gc">https://www.youtube.com/watch?v=KoGAXg6m4Gc</a> Draw Mickey Mouse : <a href="https://www.youtube.com/watch?v=TSCZIDrBtNs">https://www.youtube.com/watch?v=TSCZIDrBtNs</a> Draw dog: <a href="https://www.youtube.com/watch?v=Xc81keYe0dk">https://www.youtube.com/watch?v=Xc81keYe0dk</a> Draw house: <a href="https://www.youtube.com/watch?v=Jb9PLEzoAzU">https://www.youtube.com/watch?v=Jb9PLEzoAzU</a> Draw something that symbolizes hope (flower): <a href="https://www.youtube.com/watch?v=-N6CHcmVl9k">https://www.youtube.com/watch?v=-N6CHcmVl9k</a>	Choose one to practice each day (Mon, Tues, and Thurs). On Friday, <u>choose</u> your favorite one and turn it into complete drawing (think about adding color, composition, shading, etc.) Photograph and submit your artwork online.
4/20 — 4/24	Explore Art Museums	Guggenheim: <a href="https://www.guggenheim.org/collection-online">https://www.guggenheim.org/collection-online</a> The Met: <a href="https://www.metmuseum.org/art/online-features/metkids/">https://www.metmuseum.org/art/online-features/metkids/</a> <a href="https://www.metmuseum.org/art/collection">https://www.metmuseum.org/art/collection</a> Philadelphia Museum of Art: <a href="https://philamuseum.org/collections/results.html?searchTxt=&amp;bSuggest=1&amp;searchNameID=15388">https://philamuseum.org/collections/results.html?searchTxt=&amp;bSuggest=1&amp;searchNameID=15388</a> National Gallery of Art: <a href="https://www.nga.gov/collection/artists.html">https://www.nga.gov/collection/artists.html</a>	Choose one site to explore each day (Mon, Tues, and Thurs). On Friday, <u>write 4 or more sentences that describe one of the images that you saw that caught your attention.</u> Describe, analyze, relate to it and evaluate it!
4/27 — 5/1	Design	Scratch: <a href="https://scratch.mit.edu/">https://scratch.mit.edu/</a> Gifmaker.me: <a href="http://freegifmaker.me/gif-effects/">http://freegifmaker.me/gif-effects/</a> Tinkercad: <a href="https://www.tinkercad.com/">https://www.tinkercad.com/</a> Symmetry Artist: <a href="https://www.mathsisfun.com/geometry/symmetry-artist.html">https://www.mathsisfun.com/geometry/symmetry-artist.html</a> or <a href="http://weavesilk.com/">http://weavesilk.com/</a> Weebly, <a href="https://www.weebly.com/signup">https://www.weebly.com/signup</a> Street Art Creator: <a href="http://streetartcreator.com/">http://streetartcreator.com/</a> Mondrian Designer: <a href="http://www.stephen.com/mondriamat/">http://www.stephen.com/mondriamat/</a> <a href="http://www.random-art.org/">http://www.random-art.org/</a>	Choose one site to explore each day (Mon, Tues, and Thurs). On Friday, <u>choose your favorite site and make an image into a complete design</u> (think about the Principles of Design: Balance, Contrast, Emphasis, Movement/ Rhythm, Pattern, Unity/Variety, Proportion/scale) Photograph and submit your artwork online.
5/4 — 5/8	Famous Paintings	<a href="https://www.lessonup.com/app/embed/SnrdLaiLzgTYiF2J">https://www.lessonup.com/app/embed/SnrdLaiLzgTYiF2J</a> (Van Gogh) <a href="https://www.youtube.com/watch?v=3b668aY1Dgc&amp;fbclid=IwAR3tJDBs7noGL19qcSEgTYiYmuUdWxebWwRzLY8j3tMLrrq07u9xDlcr_Q">https://www.youtube.com/watch?v=3b668aY1Dgc&amp;fbclid=IwAR3tJDBs7noGL19qcSEgTYiYmuUdWxebWwRzLY8j3tMLrrq07u9xDlcr_Q</a> (Greatest Artists Monet) <a href="https://www.youtube.com/watch?v=C3iKpM0H6Ek">https://www.youtube.com/watch?v=C3iKpM0H6Ek</a> (Georgia O'Keeffe) <a href="https://www.youtube.com/watch?v=wfbLR15Bh74">https://www.youtube.com/watch?v=wfbLR15Bh74</a> (Frida Khalo) <a href="https://www.nga.gov/audio-video/video/kids.html">https://www.nga.gov/audio-video/video/kids.html</a> (Edgar Degas, Four Dancers) Sumo Paint: <a href="https://www.sumopaint.com/paint/">https://www.sumopaint.com/paint/</a> Painting with non-traditional materials: coffee, tea, wet skittles, berries, crushed flowers, fruit juices, easter-egg dyes, etc. - be creative! Watercolor techniques: <a href="https://www.youtube.com/watch?v=3kojEoKgrTY&amp;feature=youtu.be">https://www.youtube.com/watch?v=3kojEoKgrTY&amp;feature=youtu.be</a>	Choose one to explore each day (Mon, Tues, and Thurs). On Friday, <u>choose your favorite artist and try to recreate an artwork based on their work (think about using different materials but keeping the same subject matter, or trying to redo it all together!)</u> Photograph and submit your artwork online.
5/11— 5/15	3D	Salt dough recipe: <a href="https://www.youtube.com/watch?v=w2l_cXyILKq&amp;feature=emb_logo">https://www.youtube.com/watch?v=w2l_cXyILKq&amp;feature=emb_logo</a> Worried dolls: <a href="https://www.youtube.com/watch?v=7lcoBtyUVVM">https://www.youtube.com/watch?v=7lcoBtyUVVM</a> Star Origami: <a href="https://www.youtube.com/watch?v=FligBRRVwjo">https://www.youtube.com/watch?v=FligBRRVwjo</a> Recycled basket: <a href="https://www.youtube.com/watch?v=nkwxPf5ewlk">https://www.youtube.com/watch?v=nkwxPf5ewlk</a> Found Object Colorwheel: <a href="https://www.youtube.com/watch?v=cv9gEWPnwa4">https://www.youtube.com/watch?v=cv9gEWPnwa4</a> 3D paper cube: <a href="https://www.youtube.com/watch?v=TFO6-4uhMsg">https://www.youtube.com/watch?v=TFO6-4uhMsg</a> Paper bookmarks: <a href="https://www.youtube.com/watch?v=U21FQ9gRz2Q">https://www.youtube.com/watch?v=U21FQ9gRz2Q</a> Flower Pop-Up Card: <a href="https://www.youtube.com/watch?v=JK542t3W8Hs">https://www.youtube.com/watch?v=JK542t3W8Hs</a>	Choose one to explore each day (Mon, Tues, and Thurs). On Friday, <u>choose your favorite and create a 3D gift for someone!</u> Remember to photograph and submit your artwork online.
5/18 — 5/22	Career Exploration	Career Exploration: <a href="https://www.theartcareerproject.com/?fbclid=IwAR34t0u87x_wQ0i6-HBNAzE-IZ0D74K0QoSEdj9swjrbHZ1hknTPsBikZmk">https://www.theartcareerproject.com/?fbclid=IwAR34t0u87x_wQ0i6-HBNAzE-IZ0D74K0QoSEdj9swjrbHZ1hknTPsBikZmk</a>	Spend time on (Mon, Tues and Thurs) exploring the website to find an art career that interests you. Then, fill out the form about your job. On Friday, try to <u>create a piece of artwork -if possible-</u> in the style of your chosen artist. (Photographer? Take a picture! Tattoo artist? Draw on your skin & photograph it- remember to ask a parent for permission!) Photograph and submit your artwork online.
5/25 — 5/29	Portraits	Archimboldo: Found object self-portrait: Selfie-portrait: Minion-Self Portrait: Surreal Portrait: Portrait-Mashup	Choose one to practice each day (Mon, Tues, and Thurs). On Friday, <u>choose your favorite one to develop into a complete drawing.</u> (Think about adding color, composition, shading, etc.) Photograph and submit your artwork online.
6/1 — 6/5	Art Outdoors	Fallingwater: <a href="https://vimeo.com/802540">https://vimeo.com/802540</a> Japanese Footbridge, Claude Monet: <a href="https://www.nga.gov/audio-video/video/kids.html">https://www.nga.gov/audio-video/video/kids.html</a> Sidewalk Chalk: Go outdoors and complete a piece on the sidewalk or flat surface "En Plein Air" was a French term to mean art created outdoors. Create a drawing of things you see outside! Texture Rubbings: Use the side of a peeled crayon to rub on paper as you collect various textures from different surfaces.	Choose an activity each day (Mon, Tues, and Thurs). Then, <u>choose your favorite and complete an artwork in that style.</u> Photograph and submit your artwork online.
6/8 — 6/12	Hexagon Project:	<a href="https://hexagonproject.org/?fbclid=IwAR0K5Yd8Ud14XyLxYbyyq0bEVKa7Y1ubhQ7Jb4a36h38CUaupgXOifwzbGI">https://hexagonproject.org/?fbclid=IwAR0K5Yd8Ud14XyLxYbyyq0bEVKa7Y1ubhQ7Jb4a36h38CUaupgXOifwzbGI</a>	On (Mon, Tues, and Thurs) try to draw versions of what it feels like to go through this pandemic. You can include images of things that frighten you, show images of hope, or just of what your new reality looks like. Then, <u>choose your favorite design and complete a drawing on that hexagon sheet</u> and cut it out. (Think about adding color, your composition, shading, etc.) Photograph and submit your artwork online.

# Art Choice Board

## Directions:

One a piece of paper, choose one to practice each day (Mon, Tues, and Thurs). On Friday, choose your favorite one and turn it into complete drawing (think about adding color, composition, shading, etc.) Use whatever materials you have available (pencils, colored pencils, markers, crayons, etc.)

<p>Draw a realistic eye:  <a href="https://www.youtube.com/watch?v=6AjXU35AwBI&amp;feature=youtu.be">https://www.youtube.com/watch?v=6AjXU35AwBI&amp;feature=youtu.be</a></p> 	<p>Draw a Wayne Theibauld-inspired Cake:  <a href="https://www.youtube.com/watch?v=JGb1GCziTsw">https://www.youtube.com/watch?v=JGb1GCziTsw</a></p> 	<p>Draw a portrait:  <a href="https://www.youtube.com/watch?v=wz5HDRMEF1E">https://www.youtube.com/watch?v=wz5HDRMEF1E</a></p> 	
<p>Draw a Blind Contour drawing:  <a href="https://www.youtube.com/watch?v=KoGAXq6m4Gc">https://www.youtube.com/watch?v=KoGAXq6m4Gc</a></p> 	<p style="text-align: center;"><b>Week 1</b> (4/13 — 4/17)</p>		<p>Draw a cartoon character: Try drawing a famous character of your choice. Try Mickey Mouse here:  <a href="https://www.youtube.com/watch?v=TSCZIDrBt">https://www.youtube.com/watch?v=TSCZIDrBt</a></p> 
<p>Draw a dog:  <a href="https://www.youtube.com/watch?v=Xc81keYe0dk">https://www.youtube.com/watch?v=Xc81keYe0dk</a></p> 	<p>Draw a house:  <a href="https://www.youtube.com/watch?v=Jb9PLEzoAzU">https://www.youtube.com/watch?v=Jb9PLEzoAzU</a></p> 	<p>Draw something that symbolizes hope to you. It can be anything! (A dove, a tree, the world, a flower, etc.):  <a href="https://www.youtube.com/watch?v=-N6CHcmVI9k">https://www.youtube.com/watch?v=-N6CHcmVI9k</a></p> 	

\*\*\*Parents, we know that these are unique and trying times, so please do not feel pressured to make sure everything is perfect. **Art should be fun!** We know that you and your student are both trying to navigate this new age of learning just as we are. With this in mind, we appreciate your patience as we work through the kinks these first few weeks. Thank you! \*\*\* ~ Ms. Regina Iannello, riannello@chichestersd.org

How to submit your work online:

First, if you have a mobile device, take a picture of your work. Then, send your photo to your school email through a text message. Blah blah blah blah blah...

# Art Choice Board

## Directions:

Choose one site to explore each day (Mon, Tues, and Thurs). On Friday, write 4 or more sentences that describe one of the images that you saw that caught your attention. Describe, analyze, relate to it and evaluate it!

<p><b>Guggenheim:</b>  <a href="https://www.guggenheim.org/">https://www.guggenheim.org/</a></p> 	<p><b>Write about the artwork that you saw and liked.</b></p> <p>What was the name of your artwork?</p> <p>Who made it?</p> <p>When was it made?</p>	<p><b>The Met:</b>  <a href="https://www.metmuseum.org/">https://www.metmuseum.org/</a></p> 	
<p><b>Philadelphia Museum of Art:</b>  <a href="https://philamuseum.org/collections/results.html?searchTxt=&amp;bSuggest=1&amp;searchNameID=15388">https://philamuseum.org/collections/results.html?searchTxt=&amp;bSuggest=1&amp;searchNameID=15388</a></p> 	<p><b>Week 2</b>          (4/20 — 4/24)</p>		<p><b>National Gallery of Art:</b>  <a href="https://www.nga.gov/collection/artists.html">https://www.nga.gov/collection/artists.html</a></p> 
<p>Describe the artwork that you saw and liked.</p> <p>In this image I saw...</p>	<p>I think this artwork is about ... because ...</p>		<p>This artwork reminds me of...</p> <p>Because ...</p> <p>I think its art because ...</p>

\*\*\*If you have trouble opening the websites when you click on them, try copying the link and pasting it into your browser. \*\*\* ~ Ms. Iannello, [riannello@chichestersd.org](mailto:riannello@chichestersd.org)



# Art Choice Board

## Directions:

Choose one art site to explore each day (Mon, Tues, and Thurs). On Friday, choose your favorite site and make an image into a complete design (*think about the Principles of Design: Balance, Contrast, Emphasis, Movement/ Rhythm, Pattern, Unity/Variety, Proportion/scale*) Photograph and submit your artwork online.

<p>Scratch: <a href="https://scratch.mit.edu/">https://scratch.mit.edu/</a></p> 	<p>Gifmaker.me: <a href="http://freegifmaker.me/gif-effects/">http://freegifmaker.me/gif-effects/</a></p> 	<p>Tinkercad: <a href="https://www.tinkercad.com/">https://www.tinkercad.com/</a></p> 	
<p>Symmetry Artist: <a href="https://www.mathsisfun.com/geometry/symmetry-artist.html">https://www.mathsisfun.com/geometry/symmetry-artist.html</a> Or <a href="http://weavesilk.com/">http://weavesilk.com/</a></p> 	<p>Week 3 (4/27 – 5/1)</p>		<p>Weebly: <a href="https://www.weebly.com/signup">https://www.weebly.com/signup</a></p> 
<p>Street Art Creator: <a href="http://streetartcreator.com/">http://streetartcreator.com/</a></p> 	<p>Mondrian Designer: <a href="http://www.stephen.com/mondriamat/">http://www.stephen.com/mondriamat/</a></p> 	<p>Random Art: <a href="http://www.random-art.org/">http://www.random-art.org/</a></p> 	

\*\*\*Parents, we know that these are unique and trying times, so please do not feel pressured to make sure everything is perfect. **Art should be fun!** We know that you and your student are both trying to navigate this new age of learning just as we are. With this in mind, we appreciate your patience as we work through the kinks these first few weeks. Thank you! \*\*\* ~ Ms. Iannello, riannello@chichestersd.org

How to submit your work online:

First, if you have a mobile device, take a picture of your work. Then, send your photo to your school email through a text message. Blah blah blah blah blah...

# Art Choice Board

## Directions:

Choose one to explore each day (Mon, Tues, and Thurs). On Friday, choose your favorite artist and try to recreate an artwork based on their work (think about using different materials but keeping the same subject matter, or trying to redo it all together!) Photograph and submit your artwork online.

Van Gogh

<https://www.lessonup.com/app/embed/SnrdLaiLzqTYiF2J>



Monet

[https://www.youtube.com/watch?v=3b668aY1Dgc&fbclid=IwAR3lJDBs7noGL19qcSEqTYiYmuUdWXebWwRzLY8j3tMLrro0r7u9xDlcr\\_Q](https://www.youtube.com/watch?v=3b668aY1Dgc&fbclid=IwAR3lJDBs7noGL19qcSEqTYiYmuUdWXebWwRzLY8j3tMLrro0r7u9xDlcr_Q)



Georgia O'Keeffe

<https://www.youtube.com/watch?v=C3iKpM0H6Ek>



Frida Khalo

<https://www.youtube.com/watch?v=wfbLR15Bh74>



Edgar Degas

<https://www.nga.gov/audio-video/video/kids.html>



**Week 4**  
(5/4 – 5/8)

Sumo Paint

Sumo Paint: <https://www.sumopaint.com/paint/>



Non-traditional Materials

Don't have normal paints? Don't worry! Try painting with non-traditional materials: coffee, tea, wet skittles, berries, crushed flowers, fruit juices, easter-egg dyes, etc.- be creative!



Watercolor Techniques

<https://www.youtube.com/watch?v=3kojEoKgrTY&feature=youtu.be>



\*\*\*Parents, we know that these are unique and trying times, so please do not feel pressured to make sure everything is perfect. **Art should be fun!** \*\*\* ~ Ms. Iannello, riannello@chichestersd.org

How to submit your work online:

First, if you have a mobile device, take a picture of your work. Then, send your photo to your school email through a text message. Blah blah blah blah blah...



# Art Choice Board

## Directions:

Choose one to explore each day (Mon, Tues, and Thurs). On Friday, choose your favorite and create a 3D gift for someone! Remember to photograph and submit your artwork online.

<p><b>Salt dough recipe</b>  <a href="https://www.youtube.com/watch?v=w2l_cXyiLkq&amp;feature=emb_logo">https://www.youtube.com/watch?v=w2l_cXyiLkq&amp;feature=emb_logo</a></p>  <p><b>Easy DIY Salt Dough Recipe</b></p>	<p><b>Worry dolls</b>  <a href="https://www.youtube.com/watch?v=7lcoBtyUVVM">https://www.youtube.com/watch?v=7lcoBtyUVVM</a></p> 	<p><b>Origami Star</b>  <a href="https://www.youtube.com/watch?v=FligBRRVwjo">https://www.youtube.com/watch?v=FligBRRVwjo</a></p> 	
<p><b>Recycled basket</b>  <a href="https://www.youtube.com/watch?v=nkwxPf5ewlk">https://www.youtube.com/watch?v=nkwxPf5ewlk</a></p> 	<p><b>Week 5</b> (5/11— 5/15)</p>		<p><b>Found object Colorwheel</b>  <a href="https://www.youtube.com/watch?v=cv9gEWPnwa4">https://www.youtube.com/watch?v=cv9gEWPnwa4</a></p> 
<p><b>3D Paper cube</b>  <a href="https://www.youtube.com/watch?v=TF06-4uhMsg">https://www.youtube.com/watch?v=TF06-4uhMsg</a></p> 	<p><b>Paper bookmark</b>  <a href="https://www.youtube.com/watch?v=U21FQ9gRz2Q">https://www.youtube.com/watch?v=U21FQ9gRz2Q</a></p> 	<p><b>Flower Pop-up card</b>  <a href="https://www.youtube.com/watch?v=JK542t3W8Hs">https://www.youtube.com/watch?v=JK542t3W8Hs</a></p> 	

\*\*\*Parents, we know that these are unique and trying times, so please do not feel pressured to make sure everything is perfect. **Art should be fun!** \*\*\* ~ Ms. Iannello, riannello@chichestersd.org

How to submit your work online:

First, if you have a mobile device, take a picture of your work. Then, send your photo to your school email through a text message. Blah blah blah...

# Career Exploration

## Directions:

Spend time on (Mon, Tues and Thurs) exploring the website [https://www.theartcareerproject.com/?fbclid=IwAR34t0u87x\\_wQ0i6-HBNazE-Iz0D74K0QoSEdj9swirbHZ1hknTPsBikZmk](https://www.theartcareerproject.com/?fbclid=IwAR34t0u87x_wQ0i6-HBNazE-Iz0D74K0QoSEdj9swirbHZ1hknTPsBikZmk) to find an art career that interests you. Click on "Explore Art Careers" on the left.

Choose an art-related career from the list and do some research about it. After reading about your chosen career, fill out the following information below.

On Friday, try to create a piece of artwork -if possible- in the style of your chosen artist. (*Photographer? Take a picture! Tattoo artist? Draw on your skin & photograph it- remember to ask a parent for permission!*) Photograph and submit your artwork online.

<p>What is your chosen art career: Type your answer here.</p>	<p>What does the person in your career do? Type your answer here.</p>	<p>Where do the artists in this career work? Type your answer here.</p>
<p>How much is the average salary? Type your answer here.</p>	<p><b>Week 6</b> (5/18 – 5/22)</p>	<p>What does the job outlook look like? Type your answer here.</p>
<p>What are the education or training requirements? Type your answer here.</p>	<p>What are career options for someone with a degree in your related career? Type your answer here.</p>	<p>Anything else we should know? Type your answer here.</p>

\*\*\*Parents, we know that these are unique and trying times, so please do not feel pressured to make sure everything is perfect. **Art should be fun!** \*\*\* ~ Ms. Iannello, [riannello@chichestersd.org](mailto:riannello@chichestersd.org)

How to submit your work online:

First, if you have a mobile device, take a picture of your work. Then, send your photo to your school email through a text message. Blah blah blah blah blah...

# Art Choice Board

## Directions:

Choose one to practice each day (Mon, Tues, and Thurs). On Friday, choose your favorite one to develop into a complete drawing. (Think about adding color, composition, shading, etc.) Photograph and submit your artwork online.

### Archimboldo:

<https://www.youtube.com/watch?v=hrH2L8pp-M>

Try making a portrait in the style of a great artist out of objects. Does it have to be fruit? No! What objects would make up YOURself? See attached worksheet for directions.



### Found object self-portrait:

Try a portrait made from things around your house like the portrait here:

<https://www.youtube.com/watch?v=OLJPTBFSw&t=105s>



### Snapchat Selfie-portrait:

See attached worksheet for directions.



### Minion-Self Portrait:

See attached worksheet for directions.



**Week 7**  
(5/25 – 5/29)

### Surreal Portrait:

Love blending reality with fantasy? Then you'll love surrealism! Find out about it here:

<https://www.tate.org.uk/kids/explore/what-is/surrealism>

See attached worksheet for directions.



### Cartoon Mash-up Portrait:

Fold a piece of paper in half. On one side, draw a famous cartoon character. Draw another cartoon character on the other side. This is your 'practice' version. Then, imagine what that character would look like if you put them both together as one! Create a drawing of the new complete character. Don't forget to add color to really make your character look great!



\*\*\*Parents, we know that these are unique and trying times, so please do not feel pressured to make sure everything is perfect. **Art should be fun!** \*\*\* ~ Ms. Iannello, riannello@chichestersd.org



# Art Choice Board

## Directions:


Choose an activity each day (Mon, Tues, and Thurs). Then, choose your favorite and complete an artwork in that style. Photograph and submit your artwork online.

### Fallingwater

<https://vimeo.com/802540>

After watching the video of Frank Lloyd Wright's Fallingwater house in Pa., create a drawing of your dream house. Where would yours be? This might help:

<https://www.youtube.com/watch?v=SbgtLmwwrfQ>



### Fairyhouse

Go outside and create a fairy house with recycled materials (like cardboard, soda bottles, twigs, rocks, etc) You may need a hot glue gun to put it together.

<https://www.youtube.com/watch?v=K4grNeWE1U0>



### Sidewalk Chalk:

1. Go outdoors and complete a piece on the sidewalk or flat surface. Draw the outline of your landscape using very lightly.
2. Color in large areas using the side of the chalk. Blend colored sections with your fingers so it looks *cloudy* and you can't see a solid line or edge where necessary.
3. Outline SOME parts again using the edge of the chalk to create texture and make some detailed areas.



### Pointillism En Plein Air

"En Plein Air" was a French term to mean art created outdoors. Create a drawing of things you see outside!

1. Draw the outline of your image using pencil very lightly.
2. Place dots close together to begin coloring in large areas. Use colors next to your main color on the color wheel if necessary, to "blend" colors.
3. Place the complement color, and/or darker color dots, close together to create shadows where needed.
4. Continue adding dots until you have very little white space in your image.



### Japanese Footbridge, 1899, Claude Monet

<https://www.nga.gov/audio-video/video/kids.html>

Find a place outdoors that inspires you and photograph it! Think about cropping and composition!



## Week 8

(6/1 – 6/5)

### Andy Goldsworthy

Try to create work in the style of this artist and photograph it.

<https://www.youtube.com/watch?v=flQKZgthyiY>



### Texture Rubbings

Use the side of a peeled crayon to rub on paper as you collect various textures from different surfaces.



\*\*\*Parents, we know that these are unique and trying times, so please do not feel pressured to make sure everything is perfect. **Art should be fun!** \*\*\* ~ Ms. Iannello, riannello@chichestersd.org