



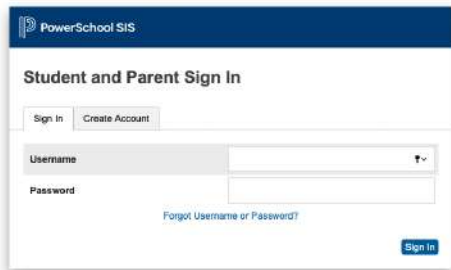
# Amherst County Public Schools

## VAAS- Step-by-Step

### How to access Student Assessment Summaries on Parent Portal

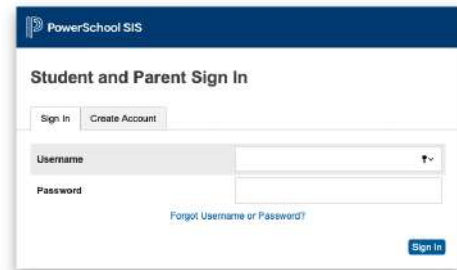
#### Step 1

Visit your parent portal account



#### Step 2

Log in using your username and password.



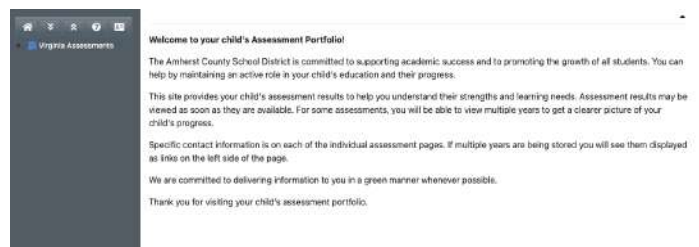
#### Step 3

On the bottom left side of your screen you will see access to a student portfolio.



#### Step 4

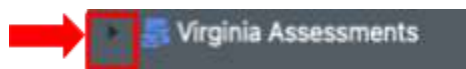
This will direct you to your students' assessment portfolio .




#### Step 5

Click on the black arrow to the left of Virginia Assessments to reveal additional reports.

First

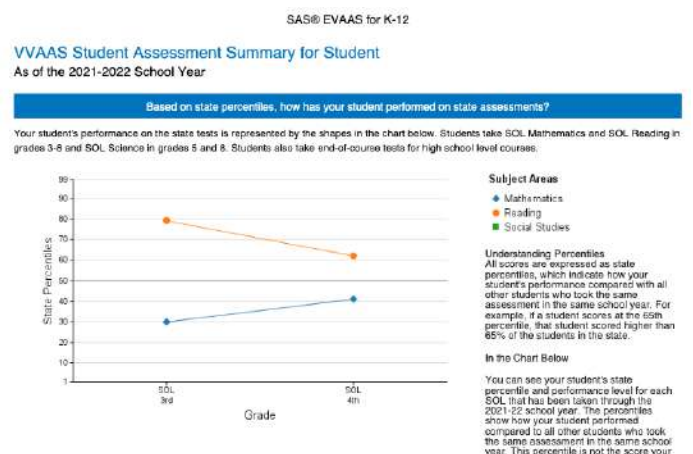


Then



#### Step 6

By clicking on VVAAS Summary 2022-2023 your students' report should appear.



## Step 7

Access additional resources on how to read and understand this report [here](#).

### Understanding the Student Assessment Summary Report

Understanding the Student Assessment Summary Report provides an explanation of the following items:

- What does the line graph show?
- What does the chart explain about your student's SOL test performance?
- What patterns should I see while viewing the report?
- What are the next steps I could take if I have questions?



Read the Understanding the Report Document



Watch the Understanding the Student Assessment Summary Report Video

### FAQ about the Student Assessment Summary Report

The FAQ document provides answers to the following questions:

- Why did my student not receive a Student Assessment Summary?
- What test results are included on the Student Assessment Summary?
- What tests are included in the report?
- What are performance levels and what do they mean?
- What trends in my student's test results may be a reason to contact the school?
- Does this report indicate if your student is on track to graduate?
- I have more than one student and they earned the same scale score on the SOL, why is the state percentile different?

**If you have any additional questions, please contact your school principal.**