

Visual Organization in Photographs



Line, Shape, Texture, Positive & Negative Space,
Repetition, and Contrast

Lines

Lines can be thick, thin, wavy, dotted, faint, bold, etc.




Lines

Look for compositions in which lines grab your attention first, before anything else



Shapes

Shapes can be **geometric** and follow rules or they can be **organic** and irregular



Shapes

Which is mostly **geometric** and which is mostly **organic** in these two examples?




Texture

Photographs can document interesting textures in objects



Texture

There are all different kinds of textures, from smooth, to sticky, rough, gritty, bumpy, etc.



Positive and Negative Space

An object creates positive space, while the area around it creates negative space.

Lines and objects can often cut up the background into smaller pieces.

That background space becomes activated when it is cut up into interesting shapes.



Positive and Negative Space

“The space between”



Positive and Negative Space

Combined with objects on diagonals helps to activate the space.



**Leftover space
Not activated**



**More Activated Positive
and Negative Space**




**VERY Activated Positive
and Negative Space**



Repetition

When lines, shapes, colors, or objects are repeated, it creates a feeling of rhythm.



Repetition



Repetition

Objects do not need to be identical, but should have something in common with each other visually.

Shadow and positive/negative space can also be repeated.



Contrast

When visual opposites appear in a photo, there is contrast.



Contrast

When visual opposites appear
in a photo, there is contrast.



Contrast

It may be conceptual opposites.

What is the opposite shown in this image?



Contrast

Be prepared to talk about at least 3 different kinds of contrast in this photo for our next class.



Your Assignment:

Bring in 6 photos on the due date.

You must have a photo for each of the following:

- Line
- Shape
- Texture
- Positive & Negative Space
- Repetition
- Contrast

Make sure to follow the class rubric in Google Classroom.

Your photos should have good lighting, have at least one area in sharp focus, avoid motion blur (unless it is intentional for artistic reasons), little to no noise, a full range of tones, and interesting choices in angles and distance. Make sure there is no clutter or distracting objects in your photos.