

Your Visual Journal

...

Class Expectations

Respond Visually

You will view a Daily X source at the beginning of class.

Then in response, you will create a page or 2 using drawn, painted or collaged imagery that relates to specific questions, personal reflections, or inspired plans for future artwork.

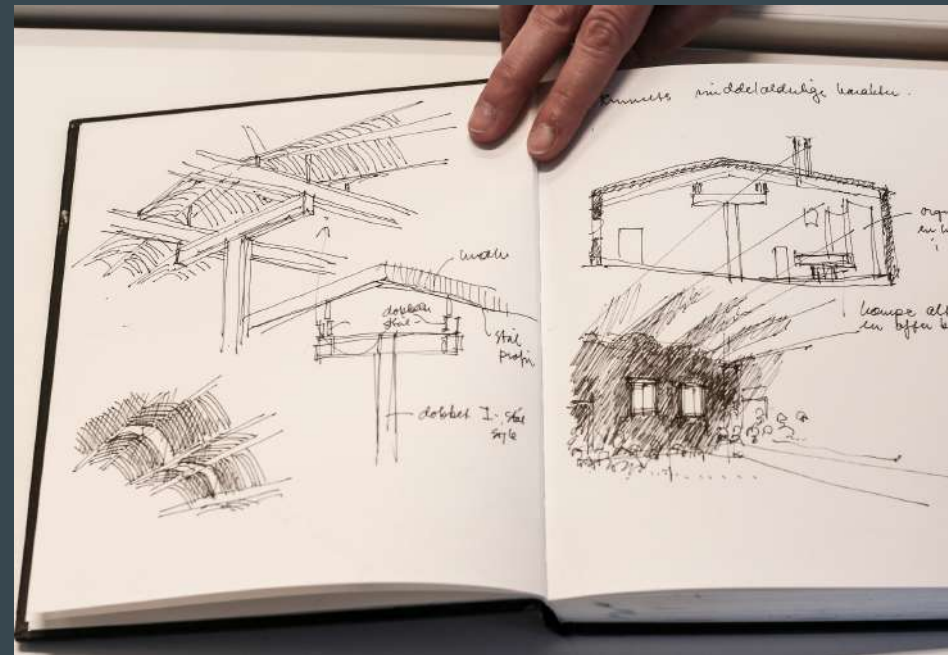
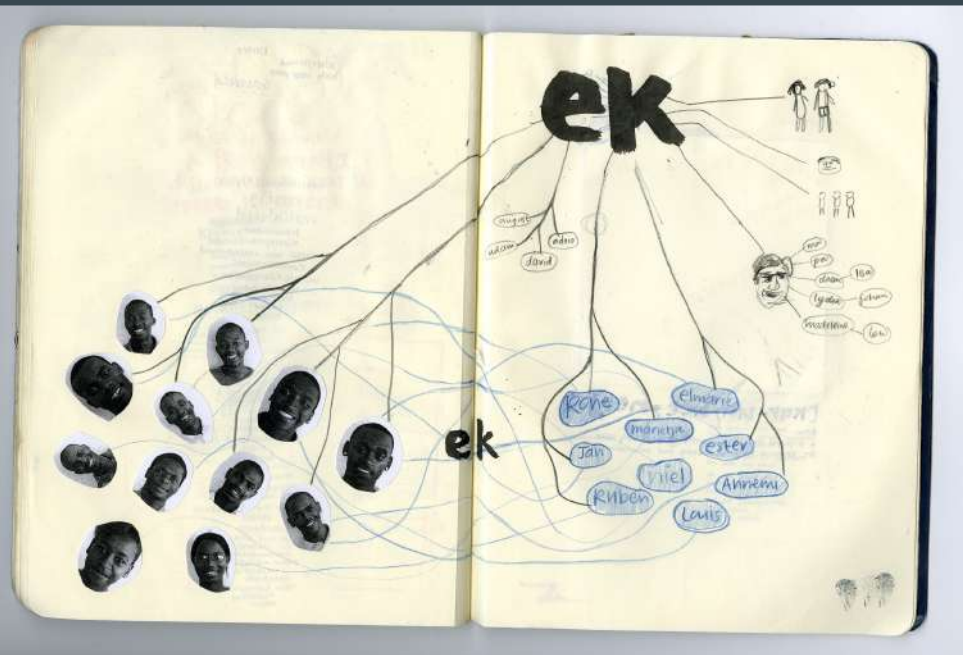
You will use a combination of written and visual expression. You will choose materials and imagery carefully to show critical thinking about the Daily X readings, videos, web sites and activities.



In your visual journal

- Think about how meaning is communicated through your choices of imagery and materials
- Document a process
- Respond to artists and their work
- Make detailed evaluations and critical analysis of the artwork
- Try using the style or technique of the artist
- Make connections between an artist and your own work
- Experiment with materials, media and technology
- Make observational drawings
- Create preliminary studies and plans
- Insert photographic prints and computer printouts

Imagery - Diagrams



Imagery - Observations

Thurs. Sept. 17, 2009
under a tree by the library -
About 21°C, no clouds, sunny, a slight breeze.




Clear yellow
with small
brown speckles

- a slight scattering of leaves
under the tree here - some are
yellow but a few are still so
brown.



a small tree
across the
path from
me.

Leaves rustling above me
and falling beside me
The fall grass ripe and brown
a perfect clear blue sky
perhaps walking by going
nowhere



lamp
pole



even though there
is a breeze the
leaves are scarcely
moving

The air seems so cool and fresh!

Fri. Sept. 18, 2009
in my room -
23°C, mostly cloudy, slight breeze.

a calm, still, waiting day
fairly warm but no sun
my head aches and I am too
tired to walk out

the hills across
the valley



on the cleared day I can see the snow-capped
mountains to the north
it is so still now, the trees are not moving
at all and the sky is a mix of blue and white



lowing
black
clouds

Imagery - Mixed Media




Imagery - photo based



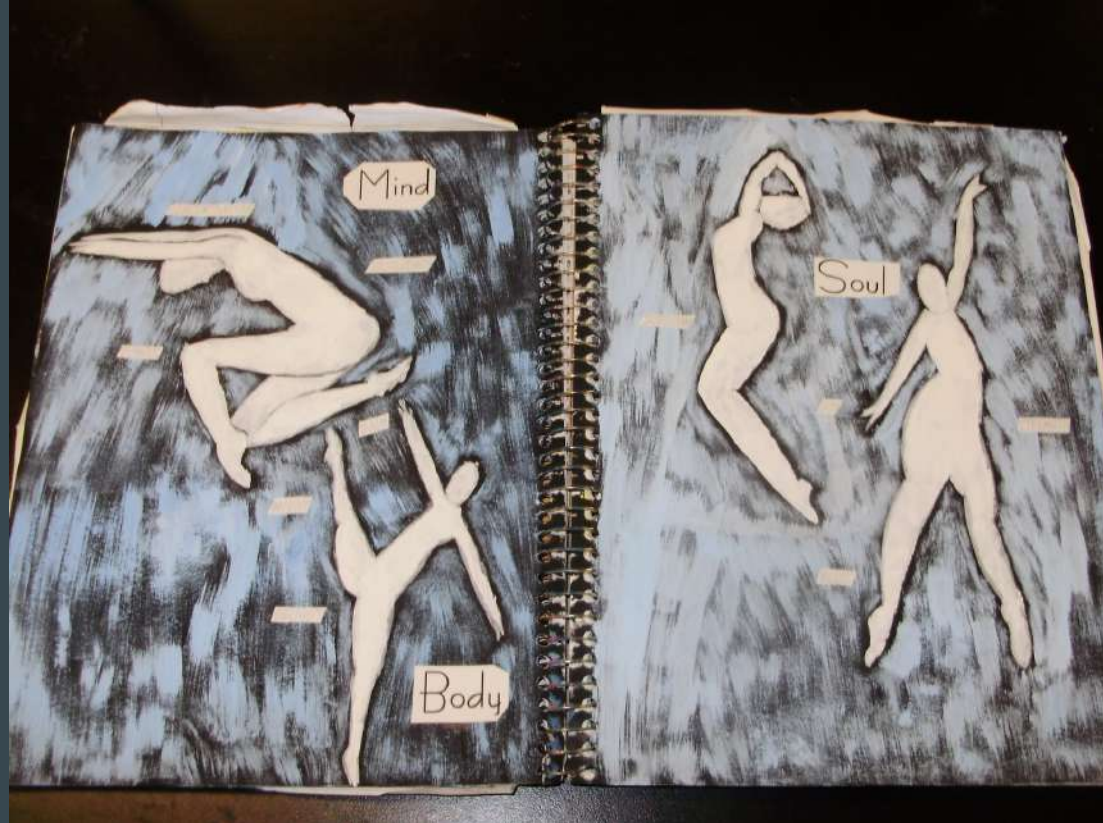
OK to use
Photoshop



Imagery - Strong Visual Organization



Mostly imagery



Whole page connects imagery to theme



Balancing text and imagery



Text as Image

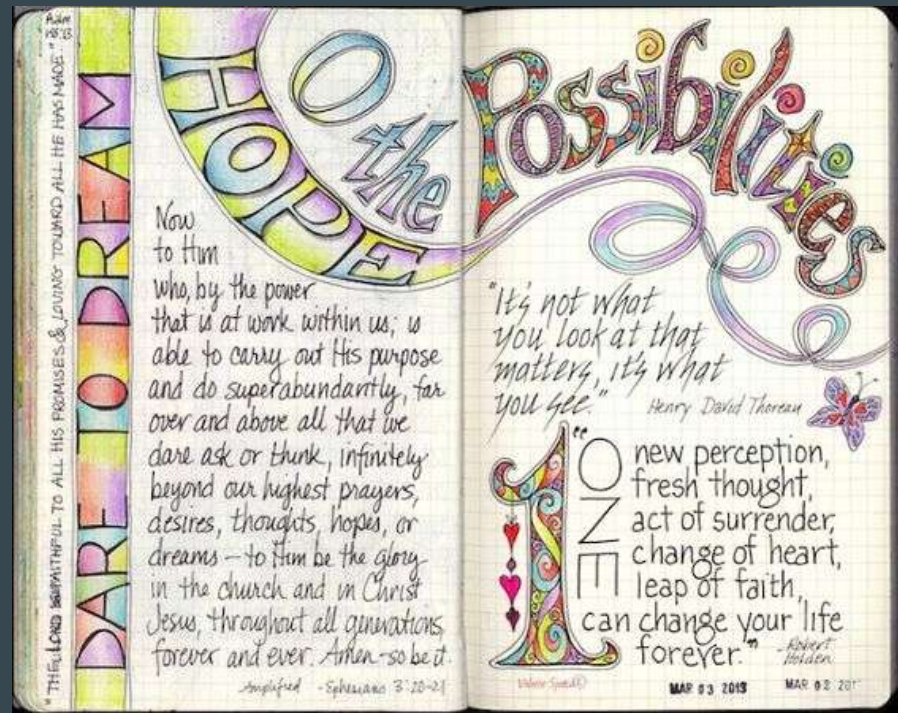
When using text, use a wide variety of different approaches. A visual journal incorporates a substantial amount of your own written reflections in addition to any found text.

GOOD PRACTICES

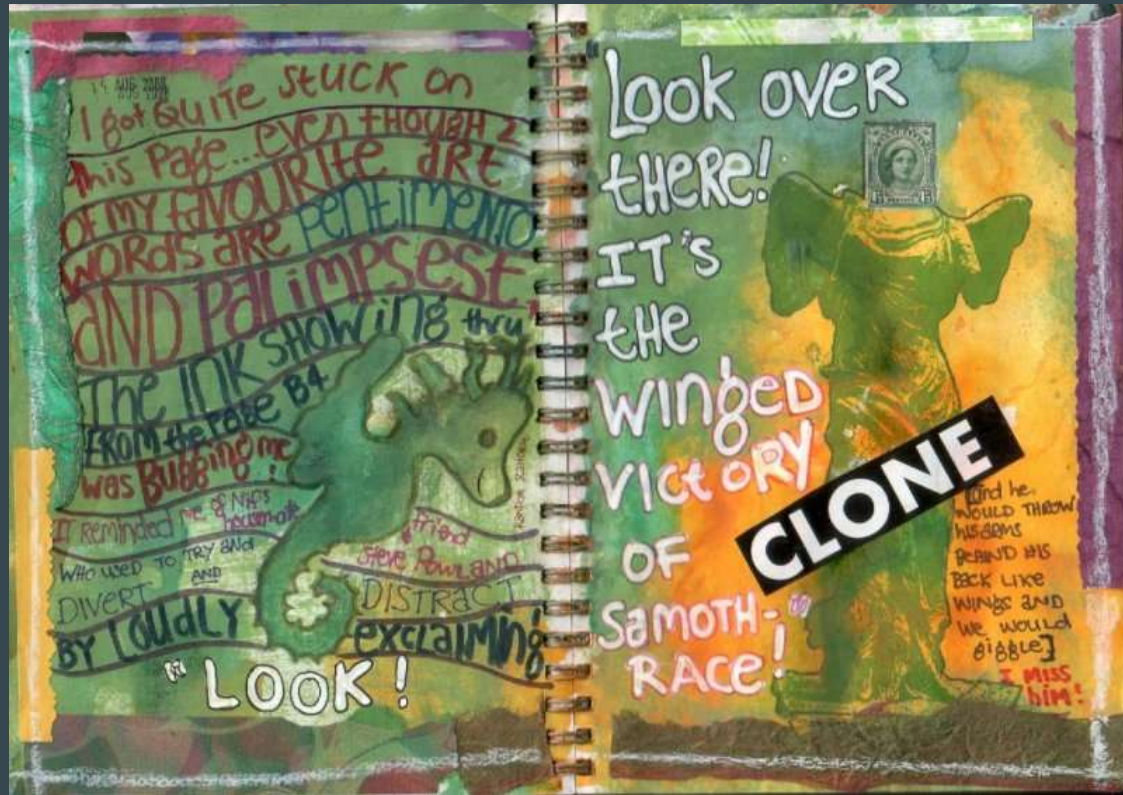
- Balance of text and visuals
- Writing is legible
- Layout is considered
- Language is appropriate
- Correct art terminology used



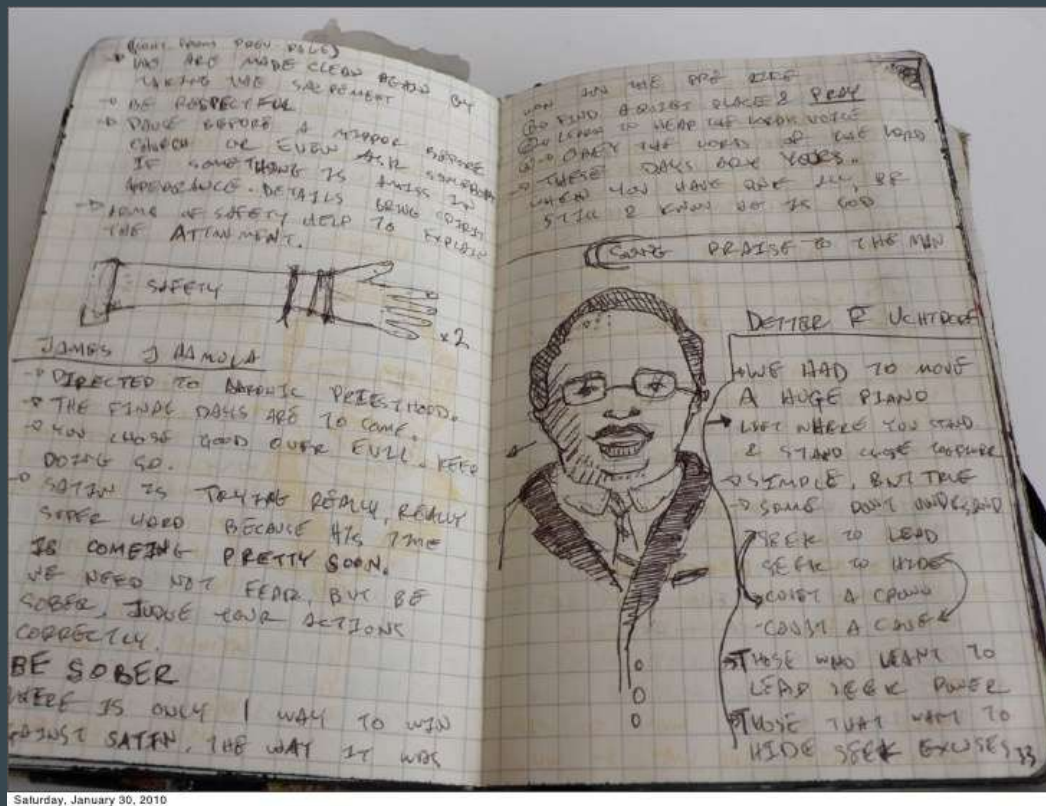
Text as shape



Text as subject



Mostly text

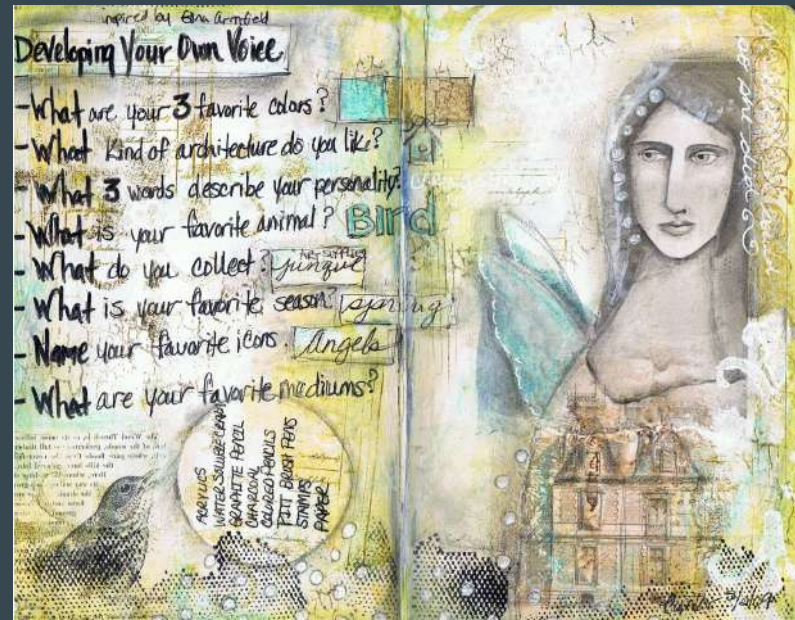


Experimentation

Demonstrate a willingness

- to try new things
- deal with failure
- seek feedback when needed
- use visual problem-solving skills to edit, review and expand on each entry/page

This will be evidenced through the variety of techniques used and the overall completeness and quality of the journal, and relevance to the subject of the Daily X



What to Avoid

- Most journal entries and original sketches are incomplete
- Entries are disorganized and do not have titles or dates
- Sketchbook work is completed with a limited degree of effectiveness and effort
- Entries are messy and are not visually pleasing
- Entries do not connect to Daily X