
WEEK

4



Ringwood Public Schools

Distance Learning Plan

Ms. Hutchcraft Second Grade

Phone Number - 883-2414

Email – ahutchcraft@ringwood.k12.ok.us

Week 4 April 27-May 1

| Paper/Pencil Option | Virtual Option | Enrichment |
|---|---|--|
| <p>Reading/Phonics –</p> <p>1) Book Scavenger Hunt - check the items off as you find them.</p> <p>2) phonics activity rhyming – 1-4 circle the answer, 5-8 write a word</p> <p>Grammar –</p> <p>1) adjectives – circle the adjective from the sentence.</p> <p>2) commas – read the review about commas and then complete the worksheet by adding the commas into the sentences</p> <p>Spelling –</p> <p>1 & 2) Words Their Way Worksheet – complete the sections using the words in the boxes for each sections.</p> <ul style="list-style-type: none"> • Fill in the Blanks • Word Sort • Missing Letters • Unscramble • ABC Order | <p>Reading/Phonics –</p> <p>1) book scavenger hunt - take a picture and email me when you find the items.</p> <p>2) phonics activity rhyming - login to edgenuity, select the reading tab, go down to the bottom and select the rhyming activity to complete.</p> <p>Grammar –</p> <p>1) adjectives – Go to Boom Cards and select the adjective game freebie activity, complete it</p> <p>2) commas – go to this website - https://oeta.pbslearningmedia.org/resource/no-nonsense-grammar-punctuate-series/how-to-punctuate-items-in-a-series-no-nonsense-grammar/support-materials/, watch the video and then complete worksheet</p> <p>Spelling –</p> <p>1 & 2) Words Their Way Worksheet – <u>type the answers on the paper</u> complete the sections using the words in the boxes for each sections.</p> <ul style="list-style-type: none"> • Fill in the Blanks • Word Sort • Missing Letters • Unscramble • ABC Order | <ul style="list-style-type: none"> • Sharing Question – <u>Paper or Online</u> – <ul style="list-style-type: none"> ○ Paper – I will put the sharing questions for the week, one question for each day, Monday thru Friday, at the end of this packet. ○ Online – I will put the sharing questions for the week, one question for each day, Monday thru Friday, at the end of this packet. * Please have the students call me sometime during the day to give me their answer. • Fact Fluency – <u>Paper or Online</u> - <ul style="list-style-type: none"> ○ Paper – complete the enclosed worksheets 16-20 ○ Online – go to https://www.factmonster.com/math/flashcards Work for about 10 minutes, start with addition level 1 and work your way through the levels. Then move on to subtraction. |

Week 4 April 27-May 1

| Paper/Pencil Option | Virtual Option | Enrichment |
|---|--|---|
| <p>Math – 1) Shapes Scavenger Hunt - check the items off as you find them. 2) patterns and sorting – circle the item that comes next in the pattern, draw lines to match the object to its size label, and draw lines to match the object to its color label</p> <p>Science – 1) state of matter scavenger hunt – write objects that fit into each category of solid, liquid, or gas 2) five senses scavenger hunt – check the items off as you find them.</p> <p>Social Studies – 1) Cinco de Mayo – read the information sheet, then fill out the five senses sheet 2) Cinco de Mayo word search – complete the word search.</p> | <p>Math – 1) shapes scavenger hunt - take a picture and email me when you find the items. 2) patterns - login to edgenuity, select the math tab, go down to the bottom and select the patterns activity to complete.</p> <p>Science – 1) state of matter scavenger hunt - take a picture and email me when you find the items. 2) five senses scavenger hunt – go to this website https://oeta.pbslearningmedia.org/resource/cool-unt-your-senses/the-cat-in-the-hat-knows-a-lot-about-that/ watch the video and then complete the scavenger hunt</p> <p>Social Studies – 1) Cinco de Mayo – go to this website https://www.pbslearningmedia.org/tools/storyboard/view/e2eb86b3-48fc-4105-a44a-2743a28c5edd/#.XoP7vYhKiM9 watch the video, then complete the five senses worksheet 2) Cinco de Mayo word search – go to this website https://www.pbslearningmedia.org/student/code/orange4520/#.XoP7OYhKiM9 complete the online word search. When you find the words click and drag across them.</p> | <ul style="list-style-type: none"> Log on to edgenuity at thelearningodyssey.com and work on the boxes that are titled Reading Skills or Math Skills. Skip Counting – on youtube type <u>skip count by</u> and then any number from 2 – 12. |

Ms. Hutchcraft's Weekly Check Sheet

week 4 – April 27 – May 1

paper/pencil or virtual

*reading

activity 1 ☐

activity 2 ☐

*grammar

activity 1 ☐

activity 2 ☐

*spelling

activity 1 & 2 ☐

*math

activity 1 ☐

activity 2 ☐

*science

activity 1 ☐

activity 2 ☐

*social studies

activity 1 ☐

activity 2 ☐

enrichment

*sharing question

(paper and online)

Monday ☐

Tuesday ☐

Wednesday ☐

Thursday ☐

Friday ☐

*fact fluency ☐

(paper and online)

*edgenuity ☐

(online extra time)

*skip counting ☐

(online youtube)

BOOK SCAVENGER HUNT

☐

Find an animal in a book.

☐


Find the word spring in a book.

☐

Find someone helping someone in a book.

☐

Find a picture of a sun in a book.

☐

Find a book that makes you laugh.

☐

Find a bug in a book.

☐

Find someone sleeping in a book.

☐

Find a character eating in a book.

☐

Find a pet in a book.

☐


Find a cat in a book.

☐


Find a superhero in a book.

☐

Find a bike in a book.



No Nonsense Grammar



How to Punctuate Items in a Series

Example Sentences

Add commas in the correct spots.

When you know where the comma belongs, click and there will be a text box to type your comma. If no box appears then a comma does not belong there.

I invited Rachel Elizabeth Randy and Taylor to my party.

Mom bought ice cream cake mix icing and drinks.

At my party we will go swimming play games and eat.

I won't eat pickles mustard sauerkraut or hot peppers.

Name _____

Fill in the Blanks

| | | | |
|-------|-------|------|-------|
| curl | burst | cure | churn |
| nurse | purr | urge | hurl |
| blurt | curb | sure | curse |

1. If you have an _____ (or desire) to do something, it means you want to do it.
2. My cat likes to _____ into a ball and take a nap.
3. A cat can meow and _____.
4. Please don't _____ out the answer.
5. Saying a _____ (or swear) word is not being a good citizen.
6. To make ice cream or butter, you need to _____ (or stir) the ingredients together.
7. Have you ever tripped over the sidewalk _____?
8. Synonyms for _____ is "heal" or "make better".
9. Another word for popped is _____.
10. _____ the ball means to throw it with all your strength.
11. I went to see the _____ because my stomach hurt really bad.
12. Are you _____ I can have your cookie?

Name _____

Word Sort

| | | | |
|-------|-------|--------|-------|
| turn | burst | sure | curve |
| were | burn | churn | lure |
| nurse | hurt | surf | pure |
| purse | curl | our | cure |
| curse | urge | church | curb |

| UR | URE | UR_E |
|---------------------------------|---------------------------------|---------------------------------|
| | | |
| | | |
| | | |
| | | |
| | | |
| What sound do these words make? | What sound do these words make? | What sound do these words make? |
| | | |

Which 2 words are oddballs? _____

Why? _____

Missing Letters

| | | |
|-------|-------|-------|
| turn | burst | sure |
| curve | burn | churn |
| pure | nurse | were |

_ _ u _ _ n = _____

s _ _ r _ _ = _____

_ _ u _ _ n = _____

p _ _ r _ _ = _____

_ _ e _ _ e = _____

n _ _ r _ _ e = _____

_ _ u _ _ s _ _ = _____

c _ _ r _ _ e = _____

_ _ h _ _ r _ _ = _____

Unscramble

| | | |
|-------|-------|--------|
| hurt | surf | cure |
| purse | curl | purr |
| lure | curse | church |

f u s r = _____

e s r p u = _____

r u p r = _____

r e c u s = _____

h c u r c h = _____

r t u h = _____

u c e r = _____

r l u c = _____

r e l u = _____

ABC Order

| | | |
|------|-------|-------|
| our | curb | urge |
| hurl | blurt | purge |

1. _____

2. _____

3. _____

4. _____

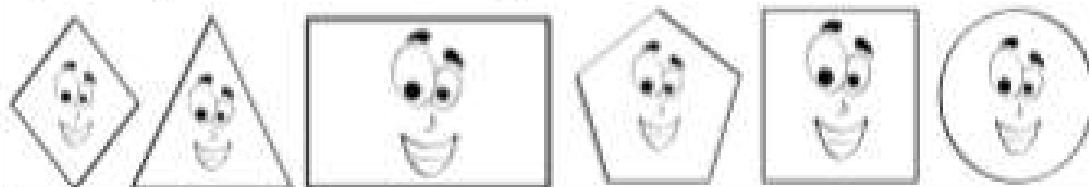
5. _____

6. _____

Last, But Not Least**HIGHLIGHT:** all words with /ur/ sound + URE spelling**CIRCLE:** all words with /ur/ sound + UR_E spelling

SHAPES SCAVENGER HUNT

- ☐ Find something that turns that is a circle.
- ☐ Find something in the kitchen that is a square.
- ☐ Find 4 things that are rectangles.
- ☐ Find something in the shape of a heart.
- ☐ Find something in your room that is a rectangle.
- ☐ Find something that is a cylinder in the kitchen.
- ☐ Find something that is the shape of a triangle.
- ☐ Find something shaped like a cube.
- ☐ Find 3 things that are circles



Name: _____

Week 19

Scavenger Hunt

Look at the chart below. Think about the different types of matter that exist at school. Make a list of the different materials you can find in your classroom and at school and write them in the correct categories.

| SOLID | LIQUID | GAS |
|-------|--------|-----|
| | | |
| | | |
| | | |
| | | |
| | | |

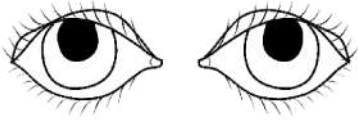
5 SENSES SCAVENGER HUNT

- ☐ Find something that makes a crunch sound.
- ☐ Find something that tastes sour.
- ☐ Find something that smells good.
- ☐ Find something smooth.
- ☐ Find 3 of the same thing.
- ☐ Find something that smells bad.
- ☐ Find something that tastes sweet.
- ☐ Find something loud.
- ☐ Find something long.
- ☐ Find something soft.
- ☐ Find something white.
- ☐ Find something quiet.
- ☐ Find something rough.

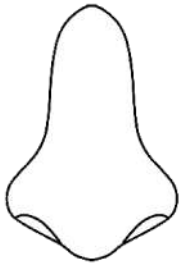


Using your senses

There are many things you can see, smell, touch, hear, and taste at the Cinco de Mayo festival. Write them in the boxes below.



see



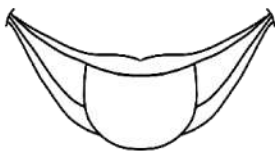
smell



+touch



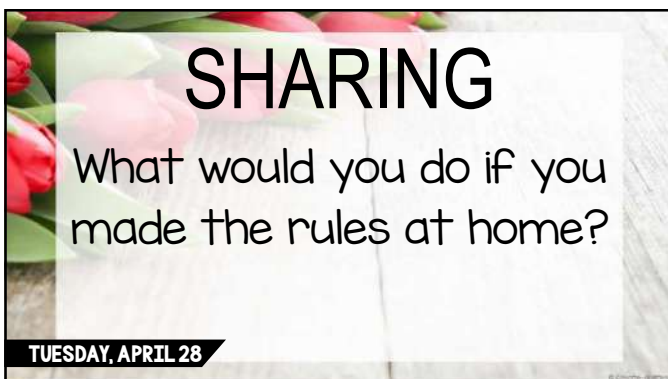
hear



+taste







SHARING

What is your favorite book?
Explain why it's your favorite
in one sentence.

WEDNESDAY, APRIL 29

SHARING

Tell me something about
you that you think I
might not know.

THURSDAY, APRIL 30

SHARING

If you had a pet dragon,
what would you name it?
What would you do
together?

FRIDAY, MAY 1
