
WEEK

2



Ringwood Public Schools
Distance Learning Plan
Ms. Hutchcraft Second Grade

Phone Number - 883-2414

Email – ahutchcraft@ringwood.k12.ok.us

Week 2 April 13-17

Paper/Pencil Option	Virtual Option	Enrichment
<p>Reading/Phonics – 1) Word Learning: Prefix – circle the word to complete the sentence, then complete the crossword puzzle. 2) wh words –</p> <ul style="list-style-type: none"> Write the word - Use the words from the word bank to write the word under each matching picture. <p>Grammar – 1) Writing a Narrative – fill in the page and then write a story. 2) action verbs – circle the dogs that are holding an action verb word.</p> <p>Spelling – 1 & 2) Words Their Way Worksheet – complete the sections using the words in the boxes for each sections.</p> <ul style="list-style-type: none"> Fill in the Blanks Word Sort Missing Letters Unscramble ABC Order 	<p>Reading/Phonics – 1) Prefixes – login to edgenuity, select the reading tab, go down to the bottom and select the prefixes activity to complete. 2) wh words - <u>type the answers on the paper</u></p> <ul style="list-style-type: none"> Write the word - Use the words from the word bank to write the word under each matching picture. <p>Grammar – 1) writing a narrative - login to edgenuity, select the reading tab, go down to the bottom and select the writing a narrative activity to complete. 2) action verbs - Go to Boom Cards and select the action verbs activity, complete it</p> <p>Spelling – 1 & 2) Words Their Way Worksheet – <u>type the answers on the paper</u> complete the sections using the words in the boxes for each sections.</p> <ul style="list-style-type: none"> Fill in the Blanks Word Sort Missing Letters Unscramble ABC Order 	<ul style="list-style-type: none"> Sharing Question – <u>Paper or Online</u> – <ul style="list-style-type: none"> Paper – I will put the sharing questions for the week, one question for each day, Monday thru Friday, at the end of this packet. Online – I will put the sharing questions for the week, one question for each day, Monday thru Friday, at the end of this packet. * Please have the students call me sometime during the day to give me their answer. Fact Fluency – <u>Paper or Online</u> - <ul style="list-style-type: none"> Paper – complete the enclosed worksheets 6-10 Online – go to https://www.factmonster.com/math/flashcards Work for about 10 minutes, start with addition level 1 and work your way through the levels. Then move on to subtraction. Log on to edgenuity at thelearningodyssey.com and work on the boxes that are titled Reading Skills or Math Skills. Skip Counting – on youtube type <u>skip count by</u> and then any number from 2 – 12.

Week 2 April 13-17

Paper/Pencil Option	Virtual Option	Enrichment
<p>Math – 1) hundreds, tens, ones -</p> <ul style="list-style-type: none"> • 1-4 Write the number shown • 5-9 circle the number shown • 10-17 draw the number shown • 18-23 find how many apples you have • 24-27 fill in the missing numbers • 28-33 circle the answer <p>2) graph and color – color and count the shapes in the picture based on the color key, then color in the squares of the graph for the number of each shape.</p> <p>Science – 1) four seasons of the year – circle the answers to the questions, last 2 draw lines or cut and glue the answers 2) Spring Scavenger Hunt – check the items off as you find them.</p> <p>Social Studies – 1) Bucket fillers or bucket dippers – decide if the action is good – bucket filler or bad – bucket dipper 2) second grade studies weekly – read through the reader and then complete the fun and games on the last page.</p>	<p>Math – 1) hundreds, tens, ones - Go to Boom Cards and select the hundreds activity, complete it 2) graph and color – count the number of shapes in the picture, click on the squares in the graph and a check will show.</p> <p>Science – 1) four seasons of the year - Go to Boom Cards and select the four seasons of the year activity, complete it 2) Spring Scavenger Hunt – take a picture and email me when you find the items.</p> <p>Social Studies – 1) Bucket fillers or bucket dippers - Go to Boom Cards and select the bucket fillers or bucket dippers activity, complete it decide if the action is good – bucket filler or bad – bucket dipper 2) second grade studies weekly – read through the reader and then complete the fun and games on the last page. <u>type the answers on the paper</u></p>	

Ms. Hutchcraft's Weekly Check Sheet

week 2 – April 13 - 17

paper/pencil or virtual

*reading

activity 1 ☐

activity 2 ☐

*grammar

activity 1 ☐

activity 2 ☐

*spelling

activity 1 & 2 ☐

*math

activity 1 ☐

activity 2 ☐

*science

activity 1 ☐

activity 2 ☐

*social studies

activity 1 ☐

activity 2 ☐

enrichment

*sharing question

(paper and online)

Monday ☐

Tuesday ☐

Wednesday ☐

Thursday ☐

Friday ☐

*fact fluency ☐

(paper and online)

*edgenuity ☐


(online extra time)


*skip counting ☐

(online youtube)


Name _____


Write the Word







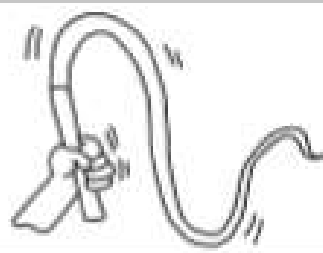














© Miss Giraffe

Word Bank

whale
white
whisk

wheel
whisker
whack

whip
when
whiff

Name _____

Fill in the Blanks

peer	clerk	hear	fear
herd	here	near	term
dear	deer	germs	heard

- The opposite of _____ is far.
- The first word in a friendly letter should be _____.
- A president's _____ is 4 years long.
- Someone who is your same age or in the same class as you, is known as your _____.
- Can you _____ what she is saying?
- Do you see the herd of _____ standing in the field?
- I _____ my mom say she's going to give me \$100!
- The store _____ was very nice because she gave me a sticker.
- Don't spread your yucky _____ to others.
- There was a _____ of sheep standing in the field.
- Can you come over _____, please?
- I have a _____ of spiders. This means I'm very afraid of them.

Name _____

Word Sort

her	hear	deer	heard
there	perch	herd	fear
steer	earth	learn	here
peer	spear	fern	germ
clear	near	dear	clerk

ER = UR**EAR = UR****EAR = ER****EER = ER**

Which 2 words are oddballs? _____

Why? _____

Missing Letters

heard	hear	deer
perch	earth	fear
steer	here	herd

Unscramble

learn	spear	cheer
there	fern	search
clear	peer	germ

ABC Order

near	clerk	dear
year	swear	yearn

f _ _ _ r = _____

h _ _ r _ _ = _____

h _ _ r _ _ = _____

h _ _ a _ _ = _____

h _ _ a _ _ d = _____

p _ _ r _ _ h = _____

s _ _ e _ _ r = _____

h _ _ a _ _ = _____

e _ _ r _ _ h = _____

e r s a c h = _____

e p r e = _____

e h t r e = _____

p a r e s = _____

n f r e = _____

r e h e c = _____

m g r e = _____

r c a l e = _____

n a l r e = _____

1. _____

2. _____

3. _____

4. _____

5. _____

6. _____

Last, But Not Least**HIGHLIGHT:** all words with /ear/ sound + EAR spelling**CIRCLE:** all words with /ur/ sound + EAR spelling



Name: _____

Instructions:

Count each shape and then color the graph using the color key.

Color Key:

◇ green

○ pink

☆ yellow

⬠ purple

♥ blue

◇										
○										
☆										
⬠										
♥										

SPRING SCAVENGER HUNT

☐

Find a yellow flower.

☐


Find 3 different shaped leaves.

☐

Find something that is red.

☐

Find a spider web.

☐

Find something that flies.

☐

Name 2 things you see in the sky.

☐

Find something that is long.

☐

Find something that grows that is green.

☐

Find 2 birds.

☐

Find some water.

☐

Find something purple.

☐

Find something that crawls.



Second Grade

FIRST QUARTER - WEEK 2

Studies Weekly™

GRADE
2

Where is the United States?

Can you find the United States on this map of North America?

See Primary Source
Related Media...



www.s-w.co/OK2-2

The United States is part of North America. Canada and Mexico are part of North America, too.

Where is the United States?

Find the group of islands on this map. These islands are called Hawaii.



The islands of Hawaii are located in the Pacific Ocean. Many people love to visit the beaches in Hawaii.

These standards are representative of common second grade social studies curriculum standards. Please use them as a guideline to determine which of your state's standards are addressed. You may view a detailed correlation of your state's social studies standards with this publication at standardsweekly.com.

• The student knows terms used to describe distance (e.g., feet, yards, miles).
• The student knows the location of various places in the community, city, state, and country on a map or globe.

• The student uses simple maps to identify and locate places.



To find the distance between your classroom and the cafeteria, you would measure the number of feet or yards. (3 feet = 1 yard)

Miami is located on the Atlantic Ocean in southern Florida. Many people who live in Miami came from other countries, like Cuba, Puerto Rico, and Haiti.



Many people like to travel. Where have you traveled in the United States?



Name _____

WORD BANK:

- Distance
- Pacific
- North America

Use the words in the Word Bank to complete each sentence.

1. The United States is part of _____.
2. The islands of Hawaii are located in the _____ Ocean.
3. _____ is the word for how far it is from one place to another.

Write about a time when you traveled to another place. Where did you go? Who traveled with you? What did you see?

Place these states in ABC order:

New York

Illinois

California

Georgia

1. _____

2. _____

3. _____

4. _____











