





# VIDEO PRODUCTION

## SKETCHBOOK

2020/2021 HYBRID & REMOTE

This sketchbook is for you to use as a place to place your thoughts, ideas, experiments and musings.

You can feel free to photocopy pages, sections and use them as your work needs it.

# COMPOSITION

Fill the panels with an example of each of the composition rules listed.


## LEADING LINES



## RULE OF THIRDS



## BALANCE & SYMMETRY



## VIEWPOINT



ABOVE



BELLOW



EYE LEVEL



BECOMING THE SUBJECT

## DEPTH OF FIELD





SHALLOW





DEEP

# PERSPECTIVE

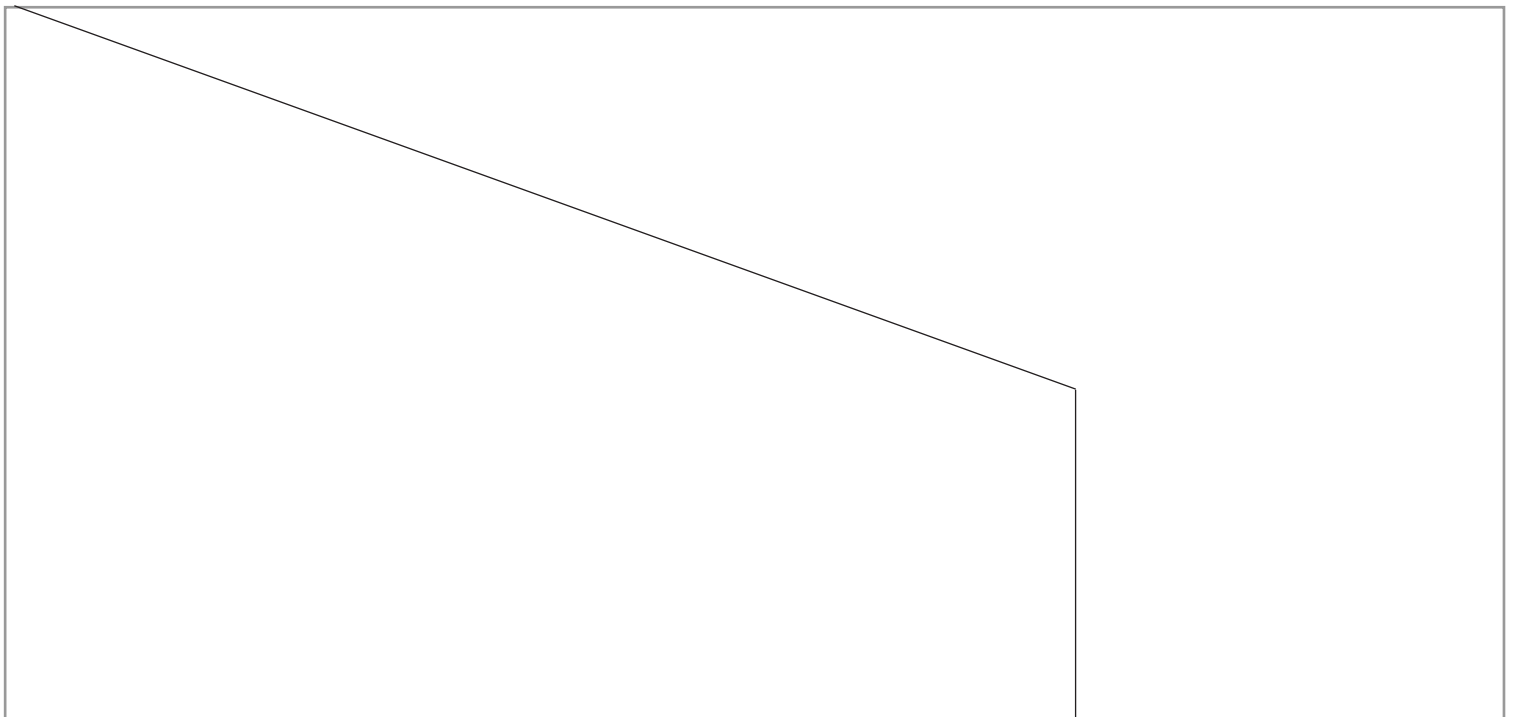

Create a cube or cuboid by connecting the lines to the vanishing point.

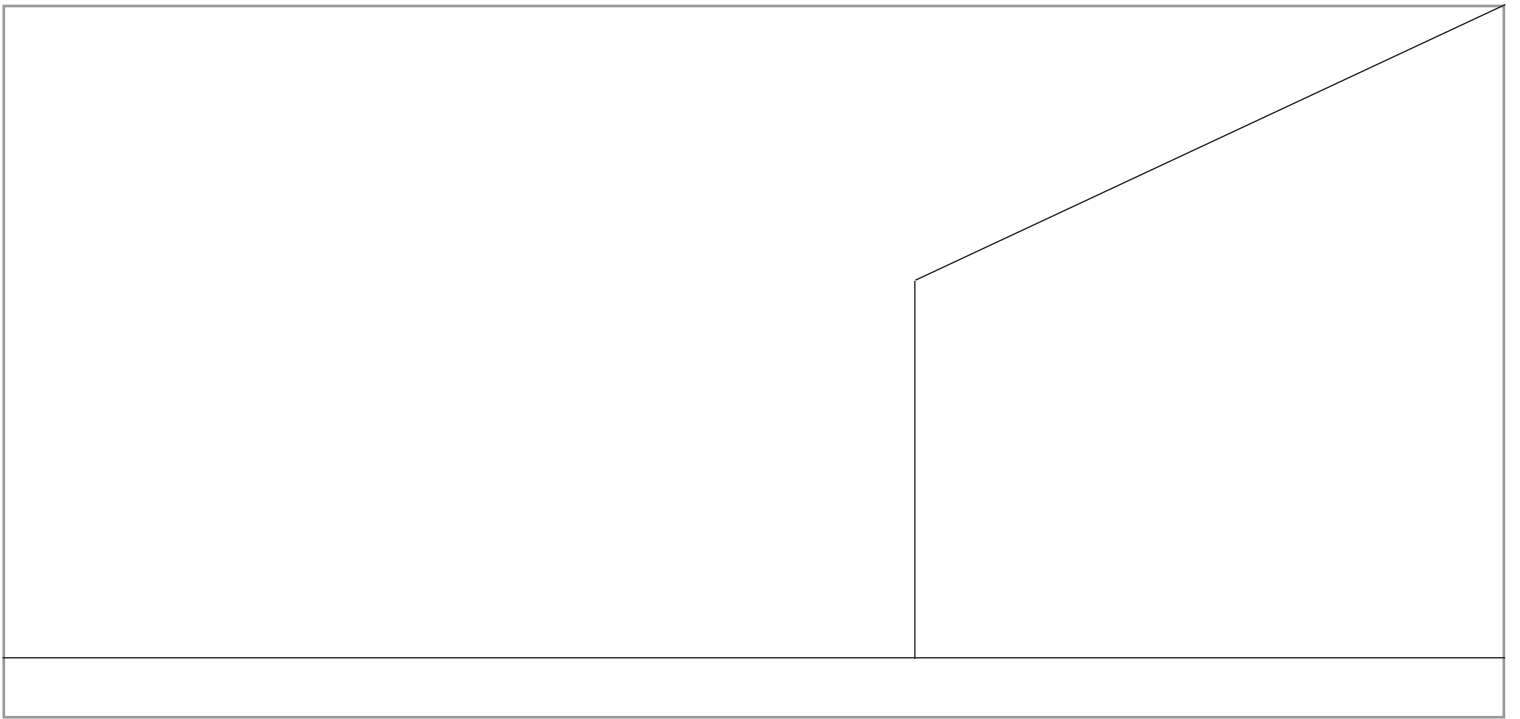





# CREATING DEPTH

Using perspective fill the panels with the environment to a scene.






# FOREGROUND

# MIDDLE GROUND

# BACKGROUND



COMPLIMENT OR CONTRAST WITH EACH OTHER.

FOREGROUND

BACKGROUND

MIDGROUND

IN THIS TUTORIAL I'M JUST GOING TO GIVE YOU  
A **WHOLE BUNCH OF IDEAS** FOR HOW TO STAGE  
YOUR LAYOUTS **PURELY USING THESE THREE**  
**ELEMENTS, ENJOY!**



MIXING SHAPES



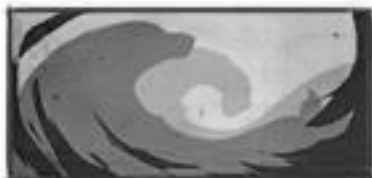
LAYERED PLAINS



CENTRAL FOCUS



MIDGROUND FOCUS



REITERATE FORM



DIAGONALS



EXAGGERATED FOREGROUND




EXAGGERATED MIDGROUND



LETTERBOX



CONTRASTING FORMS



RESTRICTED VIEW






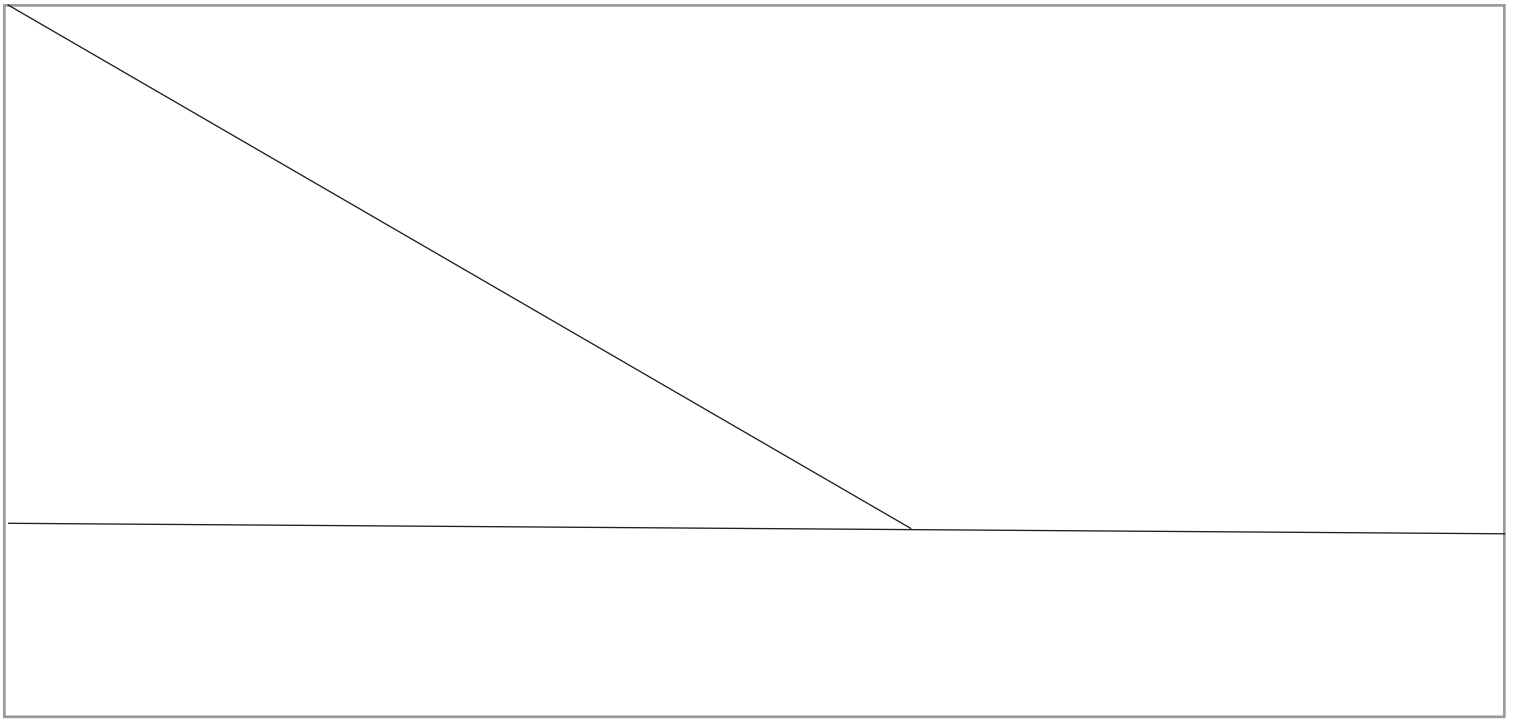
NEGATIVE SPACE



# CREATING DEPTH

Using perspective fill the panels with the environment to a scene. The scene should have a foreground, a middle ground and a background that is in perceptible.





# WHAT GOES INTO A STORYBOARD

## THE SUBJECTS

Most films are possible to watch on mute. This is because the majority of the story is told visually. The images should focus on the subjects of the film as they progress through the plot.

## THE FRAMING

The image approximates what will be on screen. From this, directors can learn whether a shot will be wide, medium, or close, as well as which characters and objects need to be in each scene.

## THE ACTION

As with comic books, a series of static images can show a great deal of motion. The storyboard should demonstrate how characters will move through the scene.

---

UNDER THE IMAGES IS TEXT WITH ADDITIONAL INFORMATION ABOUT EACH SHOT, INCLUDING

---

## SCENE DESCRIPTION

To better serve as a reference, your storyboard should note which scene from the script is being represented in the storyboard, including scene number and page number.

## DIALOGUE

You can quote specific lines of dialogue to better tie the script into the storyboard.

---

HOW LONG DOES A STORYBOARD HAVE TO BE?

---

A finished storyboard has at least one frame for every shot

If the scenes have important action, consider making 2-3 frames to convey it.

SCENE  
EXT. MAZE-DAY

"LIGHTNING THIEF"  
ANAMORPHIC THUMBNAILS

PAGE 32

70



C.U. ANNABETH  
AND MEDUSA  
(START O.T.S.  
MEDUSA)  
M. REACTS TO OS.  
VOICE BY SPINNING  
AROUND TOWARD CAM  
PERCY (V.O.) "I COULD  
REGIST..."

"HSSS!"

71



O.T.S. PERCY -  
MEDUSA'S REFLECTION  
IN iTOUCH -  
MEDUSA: "WHO IS THAT!?  
WHO'S THERE!?"

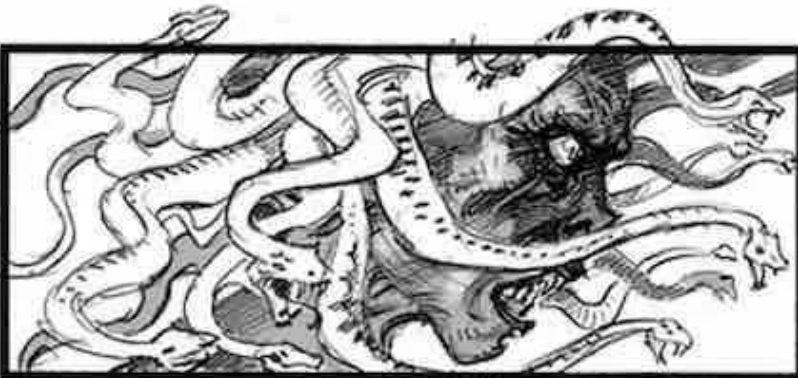
72



(LOOKING BETWEEN STATUES)  
MEDUSA WALKING  
TO EDGE OF STATUE  
MAZE SNIFFING THE AIR.

73

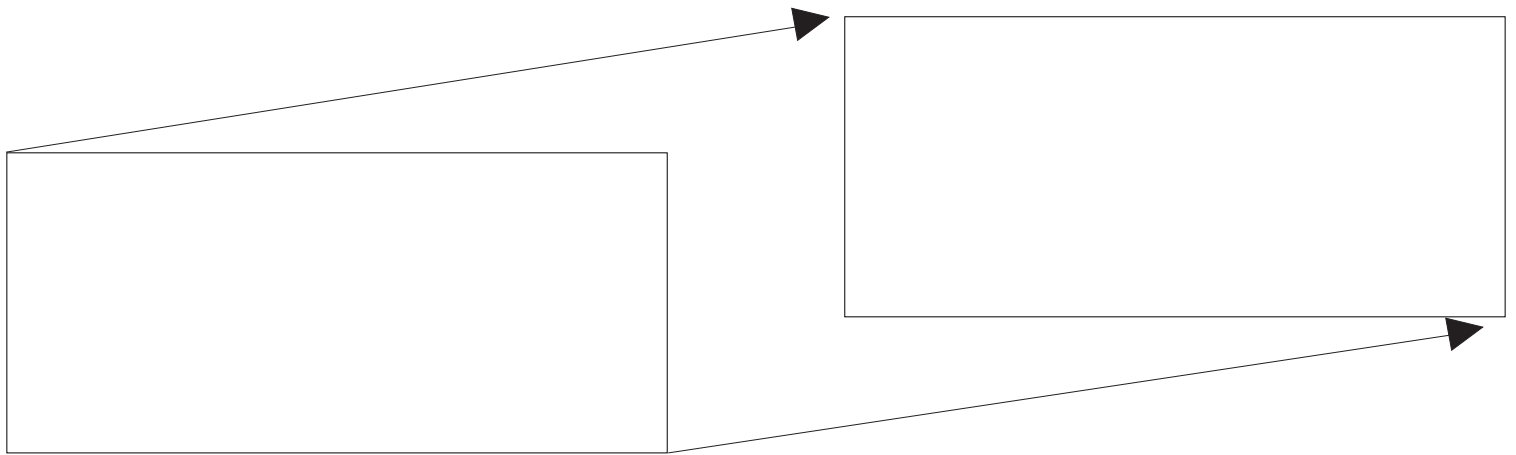
TRACK  
→



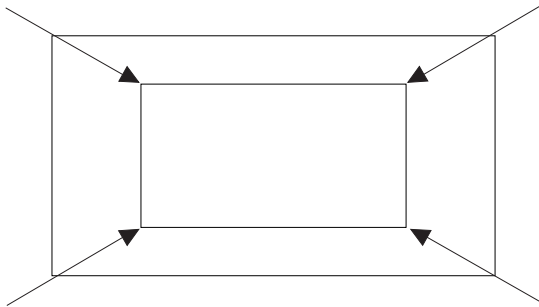
C.U. MEDUSA (WALKING)  
"LET ME SEE  
YOUR EYES.  
I'VE HEARD  
THEY'RE AS BLUE  
AS THE OCEAN..."

TIM BURGARD


# HOW TO DRAW CAMERA MOVEMENT IN YOUR STORYBOARDS




PAN: CLEARLY DRAWN IN ARROWS OF DIRECTION




PUSH IN / TUCK IN



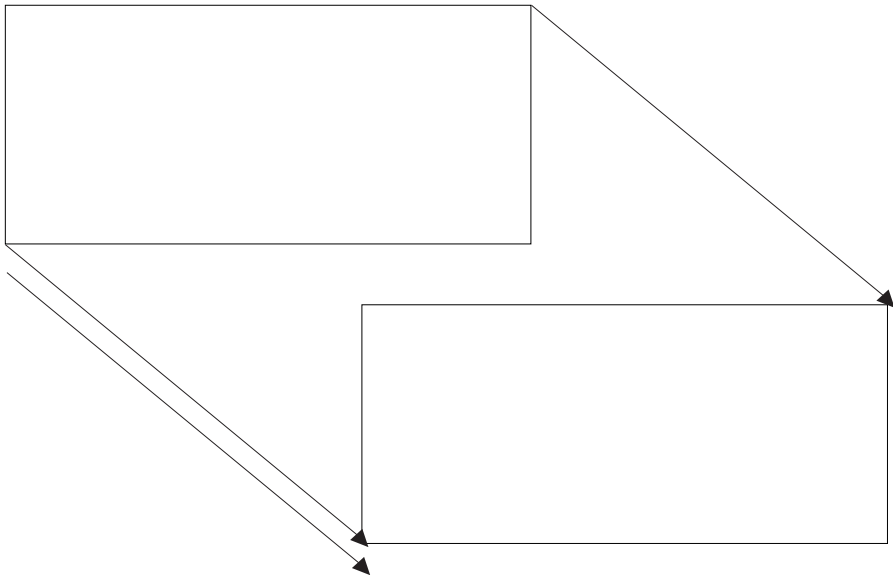
PUSH OUT / TUCK OUT




CAMERA ADJUST LESS THAN ONE FULL FRAME



HORIZONTAL PAN | ADD DEPTH INFORMATION



DIAGONAL PAN



VERTICAL PAN

## Camera Level & Shot Size

OVERHEAD



EYE LEVEL



SHOULDER LEVEL



HIP LEVEL



KNEE LEVEL



GROUND LEVEL



Create free shot lists and stor



EXTREME CLOSEUP (ECU)

CLOSEUP (CU)

MEDIUM CLOSEUP (MCU)

MEDIUM SHOT (MS)

COWBOY SHOT (CS)

MEDIUM FULL SHOT (MFS)

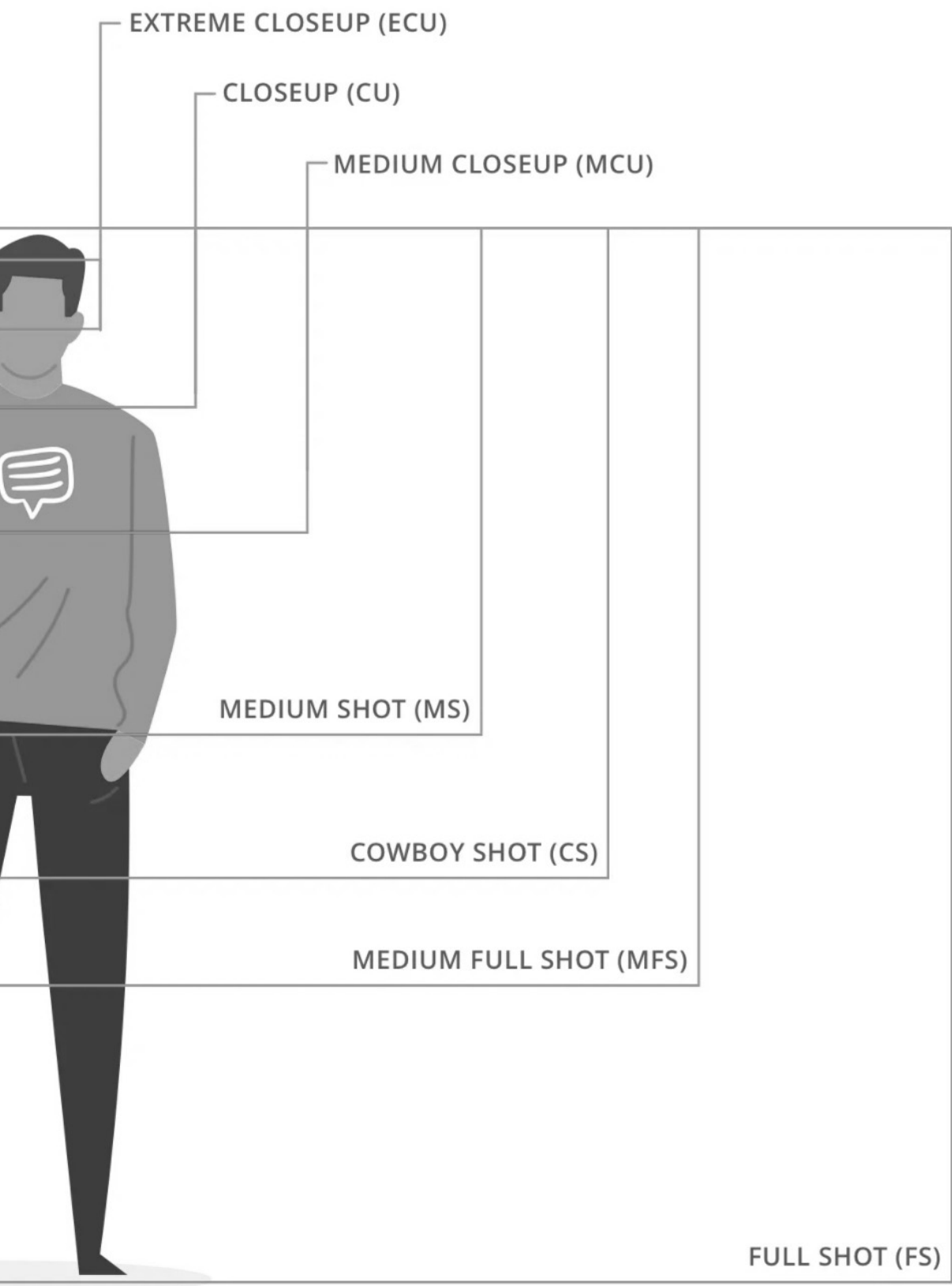
FULL SHOT (FS)



# Shot Size Cheatsheet



Create free shot lists and stories



# STORYBOARD PRACTICE

Use this space to practice creating storyboards and creating a 3 act story and at least 5 different shot types, sizes, etc

## BEGINNING



---

---



---

---



---

---

## MIDDLE



---

---



---


---



---

---

## END



---

---



---

---



---

---

# STORYBOARD PRACTICE

Use this space to practice creating storyboards and creating a 3 act story and at least 5 different shot types, sizes, etc

## BEGINNING



---

---



---

---



---

---

## MIDDLE



---

---



---

---



---

---

## END



---

---



---

---



---

---

TITLE \_\_\_\_\_

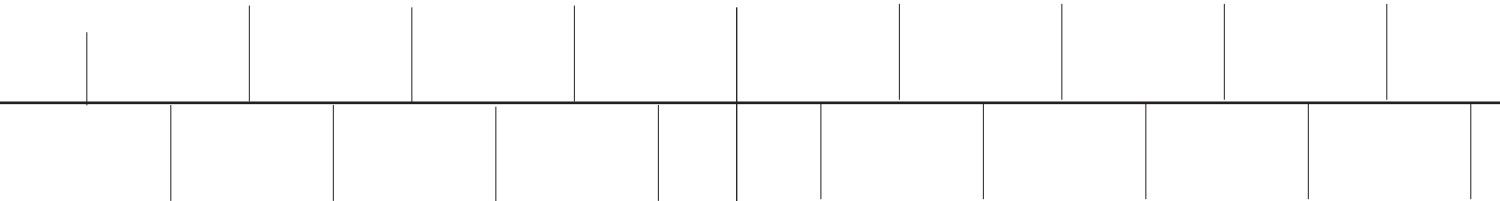
DATE \_\_\_\_\_

IDEAS

CHARACTERS

THEMES


TIMELINE



Scene \_\_\_\_\_

Shot # \_\_\_\_\_

Shot Size \_\_\_\_\_



ECU☐

CJ☐

MCU☐

MS☐

CS☐

MFS☐


FS☐

WS/LS☐

Scene \_\_\_\_\_

Shot # \_\_\_\_\_

Shot Size \_\_\_\_\_



ECU☐

CJ☐

MCU☐

MS☐

CS☐

MFS☐


FS☐

WS/LS☐

Scene \_\_\_\_\_

Shot # \_\_\_\_\_

Shot Size \_\_\_\_\_



ECU☐

CJ☐

MCU☐

MS☐

CS☐

MFS☐


FS☐

WS/LS☐

Scene \_\_\_\_\_

Shot # \_\_\_\_\_

Shot Size \_\_\_\_\_



ECU☐

CJ☐

MCU☐

MS☐

CS☐

MFS☐

FS☐

WS/LS☐

Scene \_\_\_\_\_

Shot # \_\_\_\_\_

Shot Size \_\_\_\_\_



ECU☐

CJ☐

MCU☐

MS☐

CS☐

MFS☐

FS☐

WS/LS☐

Scene \_\_\_\_\_

Shot # \_\_\_\_\_

Shot Size \_\_\_\_\_



ECU☐

CJ☐

MCU☐

MS☐

CS☐

MFS☐

FS☐

WS/LS☐

PROJECT		COLLABORATORS			DATE		PAGE __ OF __
SCENE #	LOCATION	SHOT TYPE	SHOT SIZE	CAMERA MOVE	AUDIO	SUBJECT	DESCRIPTION

SCRIPT NOTES

Scene \_\_\_\_\_

Shot # \_\_\_\_\_

Shot Size \_\_\_\_\_



ECU☐

CJ☐

MCU☐

MS☐

CS☐

MFS☐

FS☐

WS/LS☐

Scene \_\_\_\_\_

Shot # \_\_\_\_\_

Shot Size \_\_\_\_\_



ECU☐

CJ☐

MCU☐

MS☐

CS☐

MFS☐


FS☐

WS/LS☐

Scene \_\_\_\_\_

Shot # \_\_\_\_\_

Shot Size \_\_\_\_\_



ECU☐

CJ☐

MCU☐

MS☐

CS☐

MFS☐


FS☐

WS/LS☐

Scene \_\_\_\_\_

Shot # \_\_\_\_\_

Shot Size \_\_\_\_\_



ECU☐

CJ☐

MCU☐

MS☐

CS☐

MFS☐

FS☐

WS/LS☐

Scene \_\_\_\_\_

Shot # \_\_\_\_\_

Shot Size \_\_\_\_\_



ECU☐

CJ☐

MCU☐

MS☐

CS☐

MFS☐

FS☐

WS/LS☐

Scene \_\_\_\_\_

Shot # \_\_\_\_\_

Shot Size \_\_\_\_\_



ECU☐

CJ☐

MCU☐

MS☐

CS☐

MFS☐

FS☐

WS/LS☐

Scene \_\_\_\_\_

Shot # \_\_\_\_\_

Shot Size \_\_\_\_\_



EDU☐

CJ☐

MCU☐

MS☐

CS☐

MFS☐


FS☐

WS/LS☐

Scene \_\_\_\_\_

Shot # \_\_\_\_\_

Shot Size \_\_\_\_\_



EDU☐

CJ☐

MCU☐

MS☐

CS☐

MFS☐


FS☐

WS/LS☐

Scene \_\_\_\_\_

Shot # \_\_\_\_\_

Shot Size \_\_\_\_\_



EDU☐

CJ☐

MCU☐

MS☐

CS☐

MFS☐


FS☐

WS/LS☐

Scene \_\_\_\_\_

Shot # \_\_\_\_\_

Shot Size \_\_\_\_\_



EDU☐

CJ☐

MCU☐

MS☐

CS☐

MFS☐

FS☐

WS/LS☐

Scene \_\_\_\_\_

Shot # \_\_\_\_\_

Shot Size \_\_\_\_\_



EDU☐

CJ☐

MCU☐

MS☐

CS☐

MFS☐


FS☐

WS/LS☐

Scene \_\_\_\_\_

Shot # \_\_\_\_\_

Shot Size \_\_\_\_\_



EDU☐

CJ☐

MCU☐

MS☐

CS☐

MFS☐

FS☐

WS/LS☐

Scene \_\_\_\_\_

Shot # \_\_\_\_\_

Shot Size \_\_\_\_\_



ECU☐

CJ☐

MCU☐

MS☐

CS☐

MFS☐

FS☐

WS/LS☐

Scene \_\_\_\_\_

Shot # \_\_\_\_\_

Shot Size \_\_\_\_\_



ECU☐

CJ☐

MCU☐

MS☐

CS☐

MFS☐


FS☐

WS/LS☐

Scene \_\_\_\_\_

Shot # \_\_\_\_\_

Shot Size \_\_\_\_\_



ECU☐

CJ☐

MCU☐

MS☐

CS☐

MFS☐


FS☐

WS/LS☐

Scene \_\_\_\_\_

Shot # \_\_\_\_\_

Shot Size \_\_\_\_\_



ECU☐

CJ☐

MCU☐

MS☐

CS☐

MFS☐


FS☐

WS/LS☐

Scene \_\_\_\_\_

Shot # \_\_\_\_\_

Shot Size \_\_\_\_\_



ECU☐

CJ☐

MCU☐

MS☐

CS☐

MFS☐


FS☐

WS/LS☐

Scene \_\_\_\_\_

Shot # \_\_\_\_\_

Shot Size \_\_\_\_\_



ECU☐

CJ☐

MCU☐

MS☐

CS☐

MFS☐

FS☐

WS/LS☐

Scene \_\_\_\_\_

Shot # \_\_\_\_\_

Shot Size \_\_\_\_\_



EDU☐

CJ☐

MCU☐

MS☐

CS☐

MFS☐

FS☐

WS/LS☐

Scene \_\_\_\_\_

Shot # \_\_\_\_\_

Shot Size \_\_\_\_\_



EDU☐

CJ☐

MCU☐

MS☐

CS☐

MFS☐


FS☐

WS/LS☐

Scene \_\_\_\_\_

Shot # \_\_\_\_\_

Shot Size \_\_\_\_\_



EDU☐

CJ☐

MCU☐

MS☐

CS☐

MFS☐


FS☐

WS/LS☐

Scene \_\_\_\_\_

Shot # \_\_\_\_\_

Shot Size \_\_\_\_\_



EDU☐

CJ☐

MCU☐

MS☐

CS☐

MFS☐

FS☐

WS/LS☐

Scene \_\_\_\_\_

Shot # \_\_\_\_\_

Shot Size \_\_\_\_\_



EDU☐

CJ☐

MCU☐

MS☐

CS☐

MFS☐

FS☐

WS/LS☐

Scene \_\_\_\_\_

Shot # \_\_\_\_\_

Shot Size \_\_\_\_\_



EDU☐

CJ☐

MCU☐

MS☐

CS☐

MFS☐

FS☐

WS/LS☐

SCENE #	LOCATION	SHOT TYPE	SHOT SIZE	CAMERA MOVE	AUDIO	SUBJECT	DESCRIPTION

SCRIPT NOTES \_\_\_\_\_

Handwriting practice lines consisting of 28 horizontal lines.

ACT 1	OPENING IMAGE	THEME STATED	SET UP	
ACT 2A	B STORY	FUN		
ACT 2B	BAD GUYS CLOSE IN			
ACT 3	GATHER THE TEAM	EXECUTE THE PLAN		

NOTES \_\_\_\_\_

\_\_\_\_\_

\_\_\_\_\_

\_\_\_\_\_

\_\_\_\_\_

\_\_\_\_\_

\_\_\_\_\_

\_\_\_\_\_

\_\_\_\_\_

\_\_\_\_\_

# THE CAT

	CATALYST	DEBATE			BREAK INTO 2
AND GAMES					MIDPOINT
		ALL IS LOST	DARK NIGHT OF THE SOUL	BREAK INTO 3	
	HIGH TOWER SURPRISE	DIG DEEP	EXECUTE THE PLAN	FINAL IMAGE	

This image shows a single sheet of white paper with horizontal ruling lines. The lines are evenly spaced and run across the width of the page. There are no margins, text, or other markings on the paper.

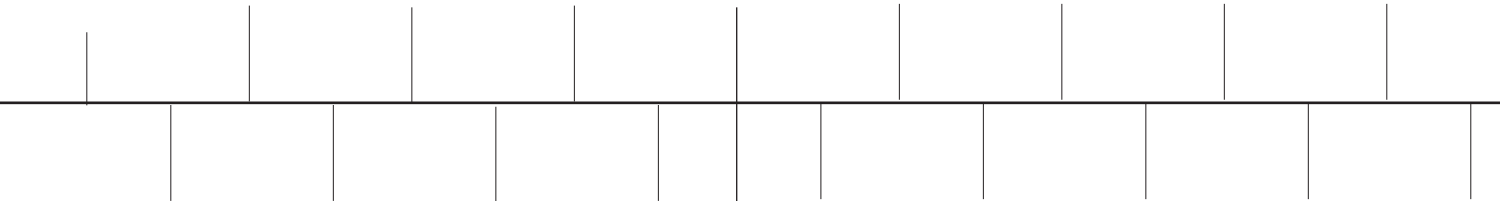
TITLE \_\_\_\_\_ DATE \_\_\_\_\_

## IDEAS

## CHARACTERS

## THEMES

TIMELINE



# SAVE THE CAT

TITLE \_\_\_\_\_ DATE \_\_\_\_\_

## ACT 1

## ACT 2A

SCRIPT NOTES \_\_\_\_\_

\_\_\_\_\_

\_\_\_\_\_

\_\_\_\_\_

\_\_\_\_\_

ACT 2B

<div></div> <div></div> <div></div>	<div></div> <div></div> <div></div>	<div></div> <div></div> <div></div>
<div></div> <div></div> <div></div>	<div></div> <div></div> <div></div>	<div></div> <div></div> <div></div>

FINALE

<div></div> <div></div> <div></div>	<div></div> <div></div> <div></div>	<div></div> <div></div> <div></div>
<div></div> <div></div> <div></div>	<div></div> <div></div> <div></div>	<div></div> <div></div> <div></div>



SCRIPT NOTES \_\_\_\_\_

Handwriting practice lines consisting of 28 horizontal lines.

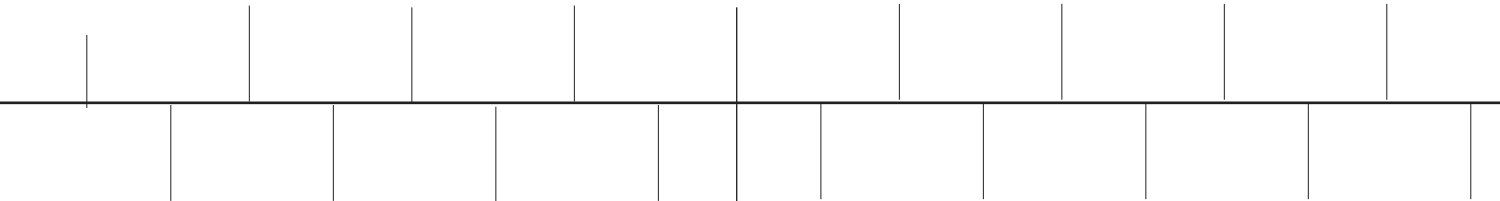
TITLE \_\_\_\_\_ DATE \_\_\_\_\_

## IDEAS

## CHARACTERS

## THEMES

TIMELINE



# SAVE THE CAT

TITLE \_\_\_\_\_ DATE \_\_\_\_\_

## ACT 1

## ACT 2A

SCRIPT NOTES \_\_\_\_\_

\_\_\_\_\_

\_\_\_\_\_

\_\_\_\_\_

\_\_\_\_\_



\_\_\_\_\_

\_\_\_\_\_



\_\_\_\_\_

\_\_\_\_\_



\_\_\_\_\_

\_\_\_\_\_



\_\_\_\_\_

\_\_\_\_\_



\_\_\_\_\_

\_\_\_\_\_



\_\_\_\_\_

\_\_\_\_\_



\_\_\_\_\_

\_\_\_\_\_



\_\_\_\_\_

\_\_\_\_\_



\_\_\_\_\_

\_\_\_\_\_



\_\_\_\_\_

\_\_\_\_\_



\_\_\_\_\_

\_\_\_\_\_



\_\_\_\_\_

\_\_\_\_\_

SCRIPT NOTES

ACT 2B

<div></div> <div></div> <div></div>	<div></div> <div></div> <div></div>	<div></div> <div></div> <div></div>
<div></div> <div></div> <div></div>	<div></div> <div></div> <div></div>	<div></div> <div></div> <div></div>

ACT 3

<div></div> <div></div> <div></div>	<div></div> <div></div> <div></div>	<div></div> <div></div> <div></div>
<div></div> <div></div> <div></div>	<div></div> <div></div> <div></div>	<div></div> <div></div> <div></div>

---

---

---

---

---

---

---

---



---

---



---

---



---

---



---

---



---

---



---

---



---

---



---

---




---

---



---

---



---

---



---

---

SCENE #	LOCATION	SHOT TYPE	SHOT SIZE	CAMERA MOVE	AUDIO	SUBJECT	DESCRIPTION

SCRIPT NOTES \_\_\_\_\_

Handwriting practice lines consisting of 28 horizontal lines.

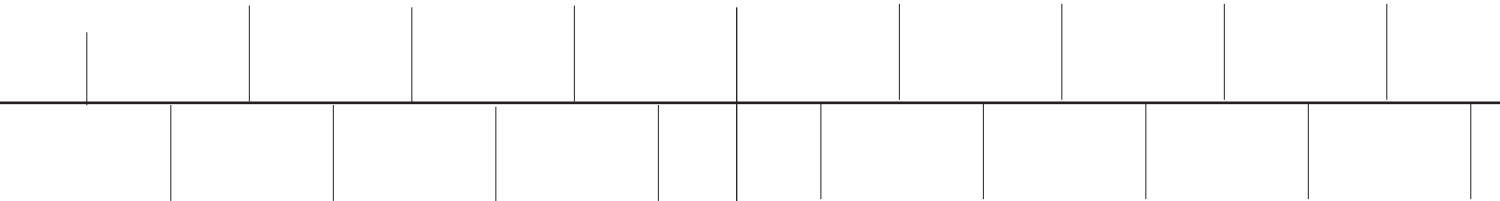
TITLE \_\_\_\_\_ DATE \_\_\_\_\_

## IDEAS

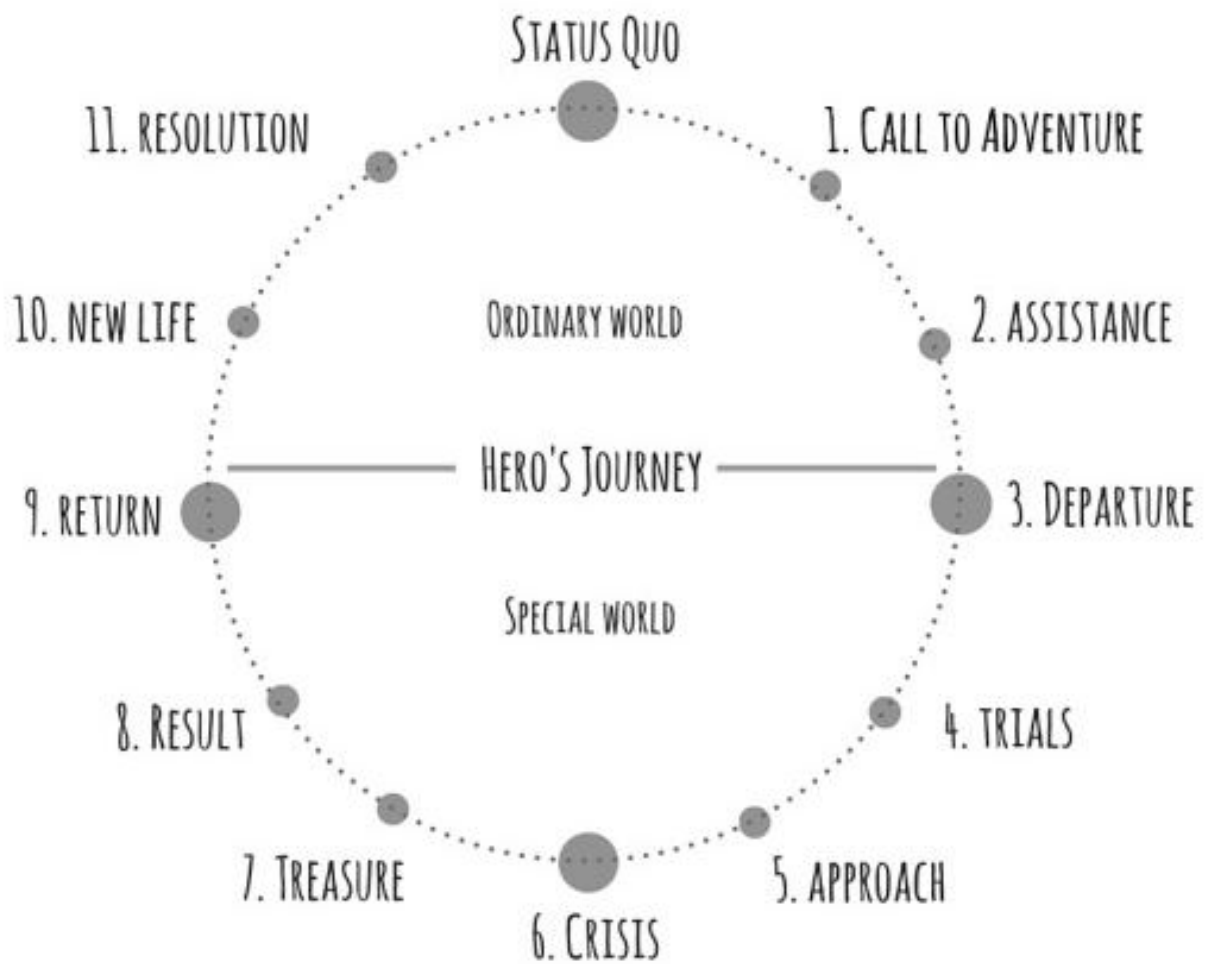
## CHARACTERS

## THEMES

TIMELINE



# HEROES JOURNEY





---

---



---

---



---

---



---

---



---

---



---

---



---

---



---

---



---

---



---

---



---

---



---

---

# SCRIPT NOTES

---

---

---

---

---

---

---



---

---



---

---



---

---



---

---



---

---



---

---



---

---



---

---



---

---



---

---



---

---



---

---



---

---



---

---



---

---



---

---



---

---



---

---



---

---



---

---



---

---



---

---



---

---



---

---



---

---



---

---



---

---

# SCRIPT NOTES

---

---

---

---

---

---

---

SCENE #	LOCATION	SHOT TYPE	SHOT SIZE	CAMERA MOVE	AUDIO	SUBJECT	DESCRIPTION

## SCRIPT NOTES

[illegible]

TITLE \_\_\_\_\_ DATE \_\_\_\_\_

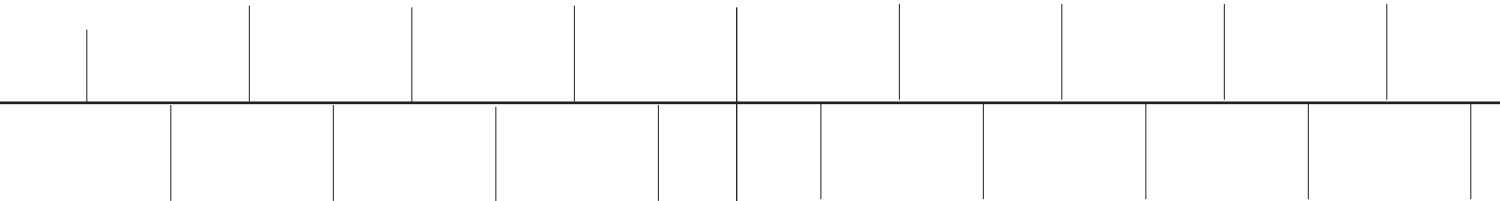
## IDEAS

## CHARACTERS

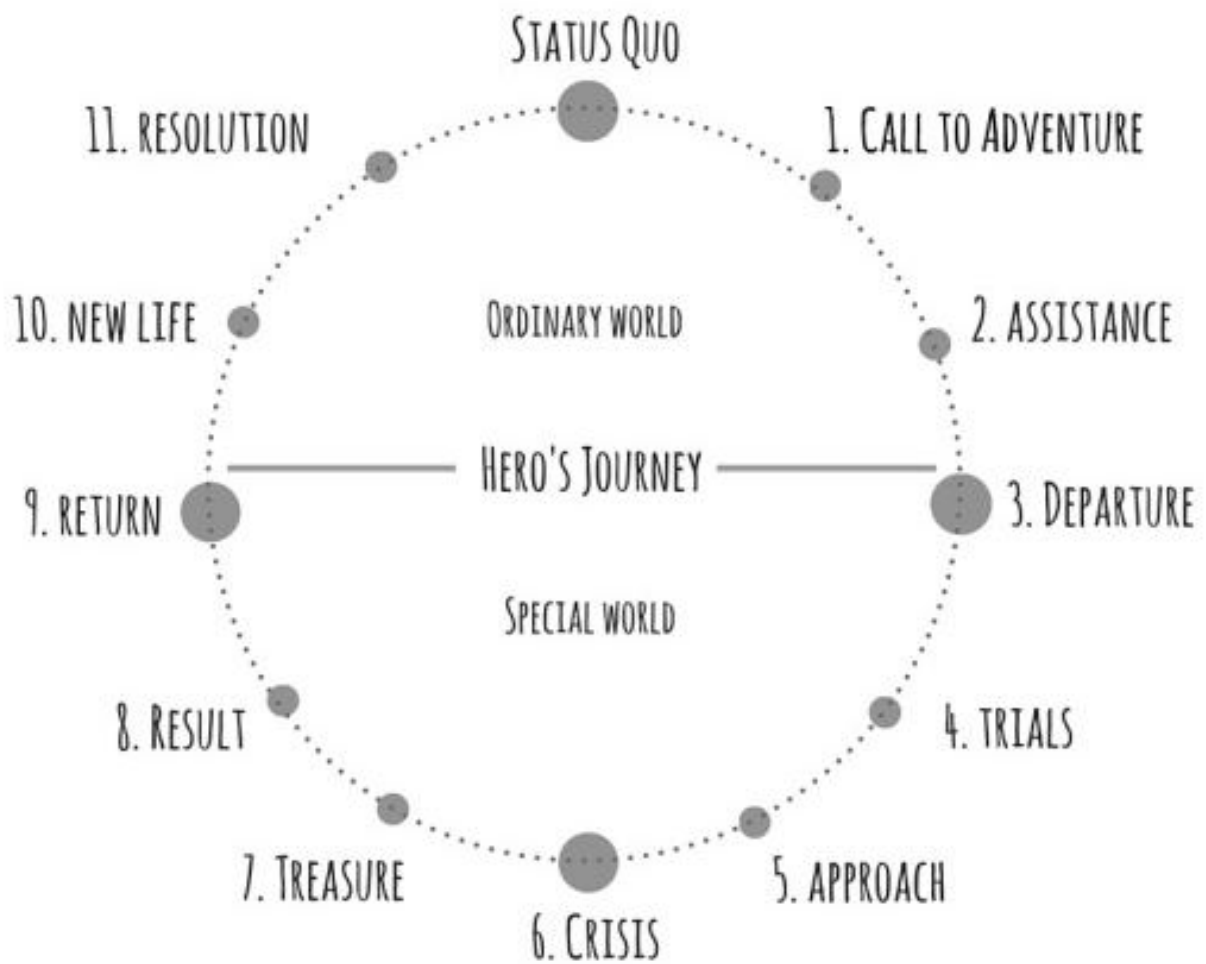
## THEMES

---

# TIMELINE



# HEROES JOURNEY





---

---



---

---



---

---



---

---



---

---



---

---



---

---



---

---



---

---



---

---



---

---



---

---

# SCRIPT NOTES

---

---

---

---

---

---

---



---

---



---

---



---

---



---

---



---

---



---

---



---

---



---

---



---

---



---

---



---

---



---

---



---

---



---

---



---

---



---

---



---

---



---

---



---

---



---

---



---

---



---

---



---

---



---

---



---

---



---

---



---

---

# SCRIPT NOTES

---

---

---

---

---

---

---

SCENE #	LOCATION	SHOT TYPE	SHOT SIZE	CAMERA MOVE	AUDIO	SUBJECT	DESCRIPTION

## SCRIPT NOTES

[illegible]

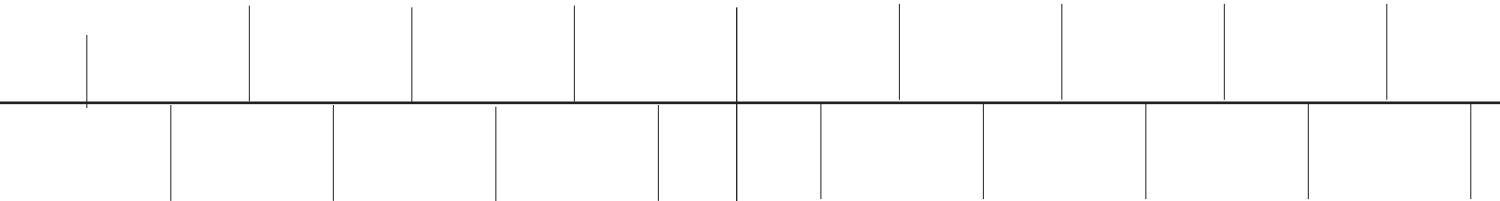
TITLE \_\_\_\_\_ DATE \_\_\_\_\_

## IDEAS

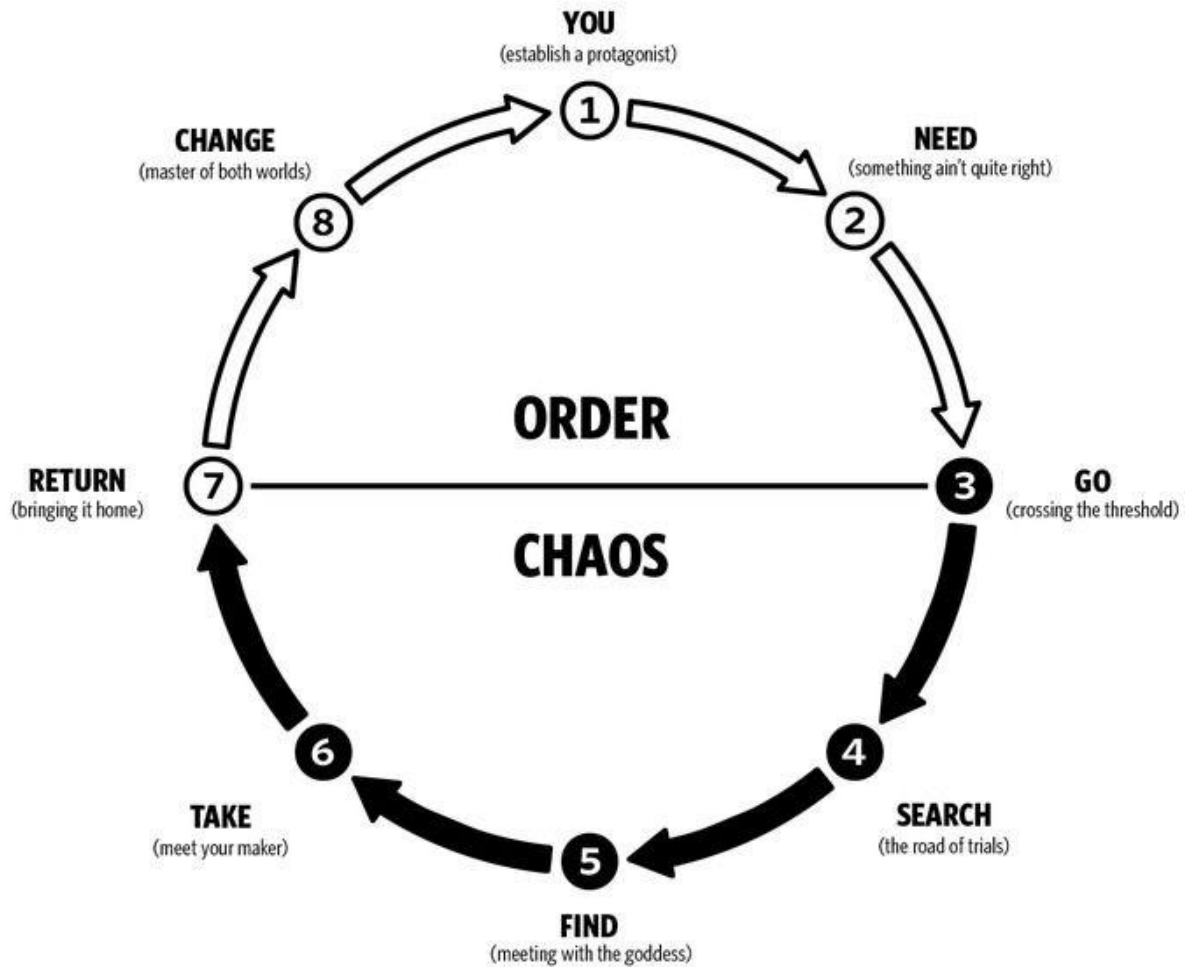
## CHARACTERS

## THEMES

TIMELINE



# STORY CIRCLE





---

---



---

---



---

---



---

---



---

---



---

---



---

---



---

---



---

---



---

---



---

---



---

---

# SCRIPT NOTES

---

---

---

---

---

---

---



---

---



---

---



---

---



---

---



---

---



---

---



---

---



---

---



---

---



---

---



---

---



---

---



---

---



---

---



---

---



---

---



---

---



---

---



---

---



---

---



---

---



---

---



---

---



---

---



---

---



---

---



---

---

# SCRIPT NOTES

---

---

---

---

---

---

---

SCENE #	LOCATION	SHOT TYPE	SHOT SIZE	CAMERA MOVE	AUDIO	SUBJECT	DESCRIPTION

## SCRIPT NOTES

[illegible]

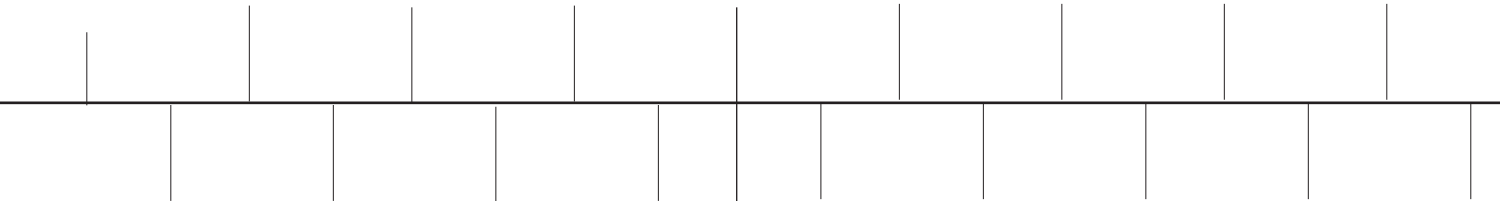
TITLE \_\_\_\_\_ DATE \_\_\_\_\_

## IDEAS

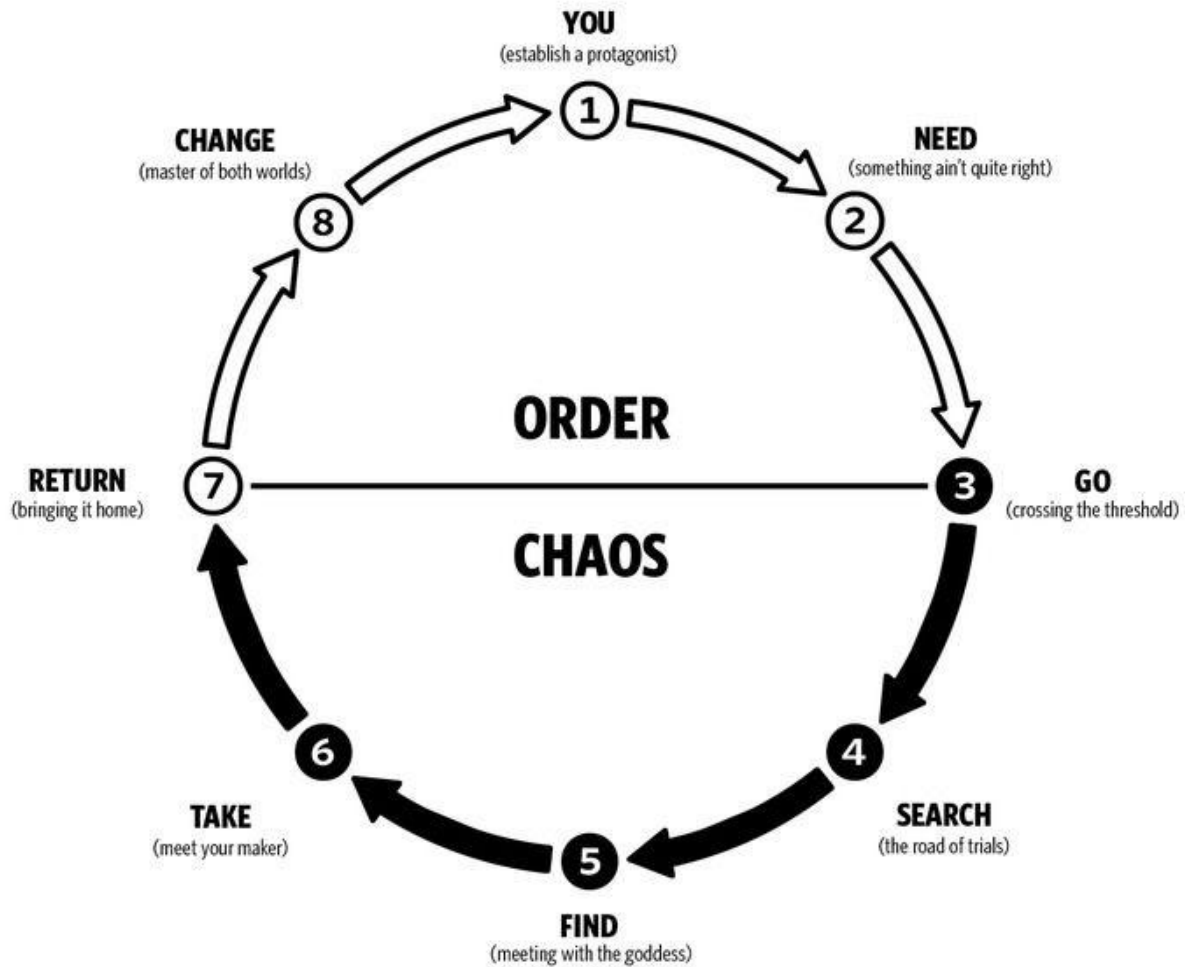
## CHARACTERS

## THEMES

TIMELINE



# STORY CIRCLE





---

---



---

---



---

---



---

---



---

---



---

---



---

---



---

---



---

---



---

---



---

---



---

---

# SCRIPT NOTES

---

---

---

---

---

---

---



---

---



---

---



---

---



---

---



---

---



---

---



---

---



---

---



---

---



---

---



---

---



---

---



---

---



---

---



---

---



---

---



---

---



---

---



---

---



---

---



---

---



---

---



---

---



---

---



---

---



---

---



---

---

# SCRIPT NOTES

---

---

---

---

---

---

---

SCENE #	LOCATION	SHOT TYPE	SHOT SIZE	CAMERA MOVE	AUDIO	SUBJECT	DESCRIPTION

## SCRIPT NOTES

[illegible]

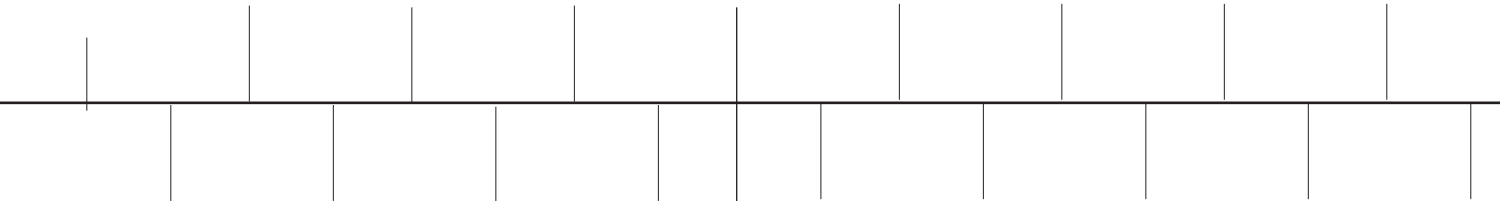
TITLE \_\_\_\_\_ DATE \_\_\_\_\_

## IDEAS

## CHARACTERS

## THEMES

TIMELINE



**PLOT CLOCKS**

**TIMELINES**

**BRAIN STORMING**



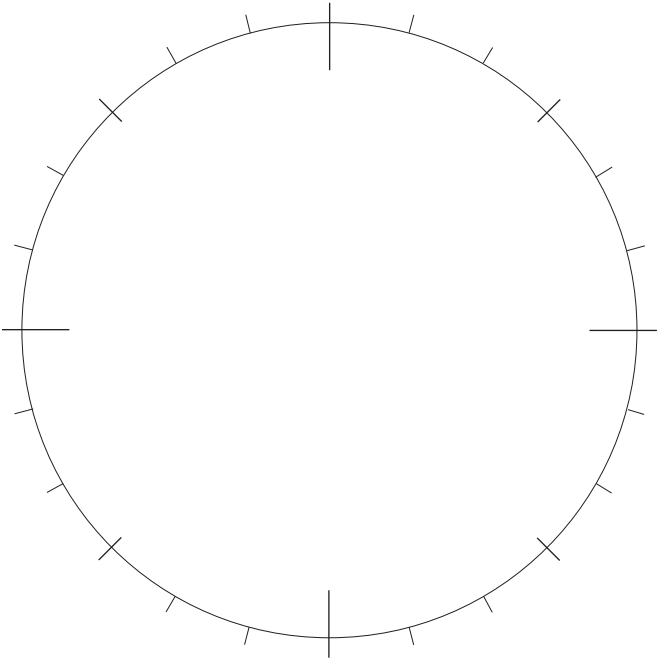
TITLE \_\_\_\_\_ DATE \_\_\_\_\_

# IDEAS

## CHARACTERS

## THEMES

PLOT CLOCK / CIRCULAR STRUCTURE



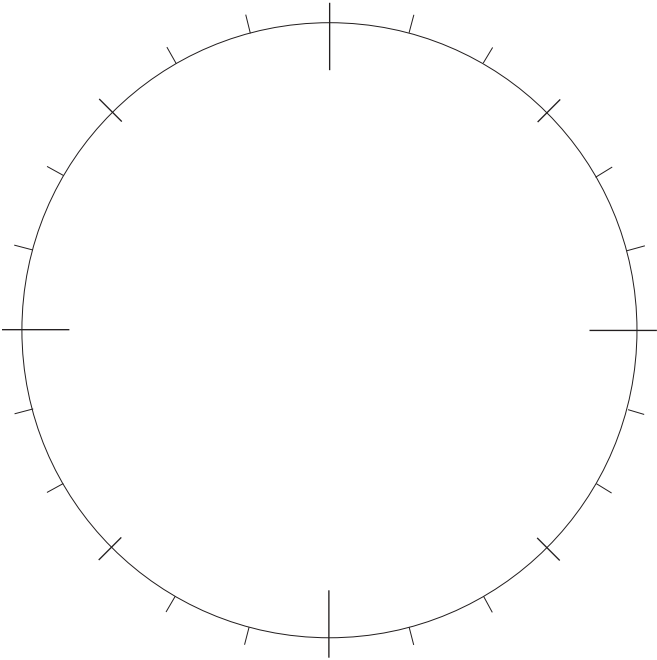
TITLE \_\_\_\_\_ DATE \_\_\_\_\_

## IDEAS


## CHARACTERS


## THEMES

PLOT CLOCK / CIRCULAR STRUCTURE



PLOT CLOCK / CIRCULAR STRUCTURE





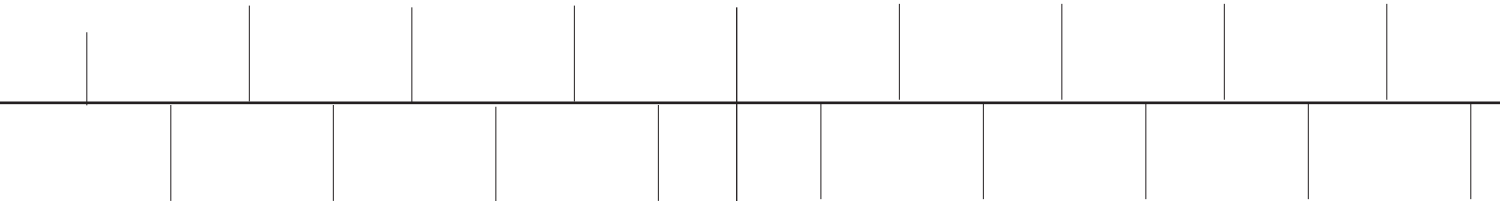
TITLE \_\_\_\_\_ DATE \_\_\_\_\_

## IDEAS

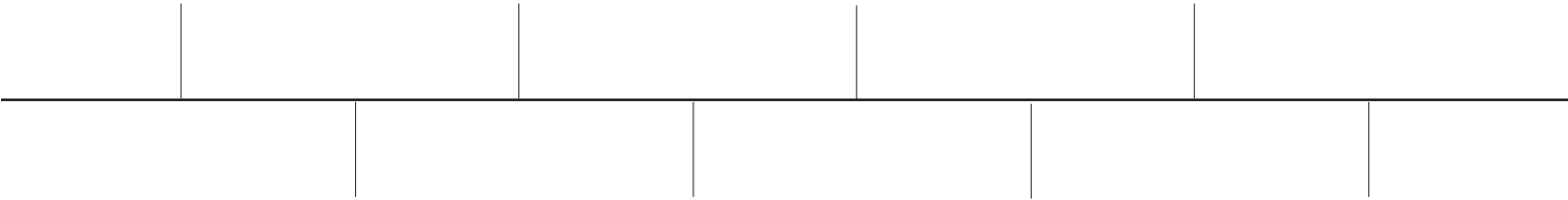
## CHARACTERS

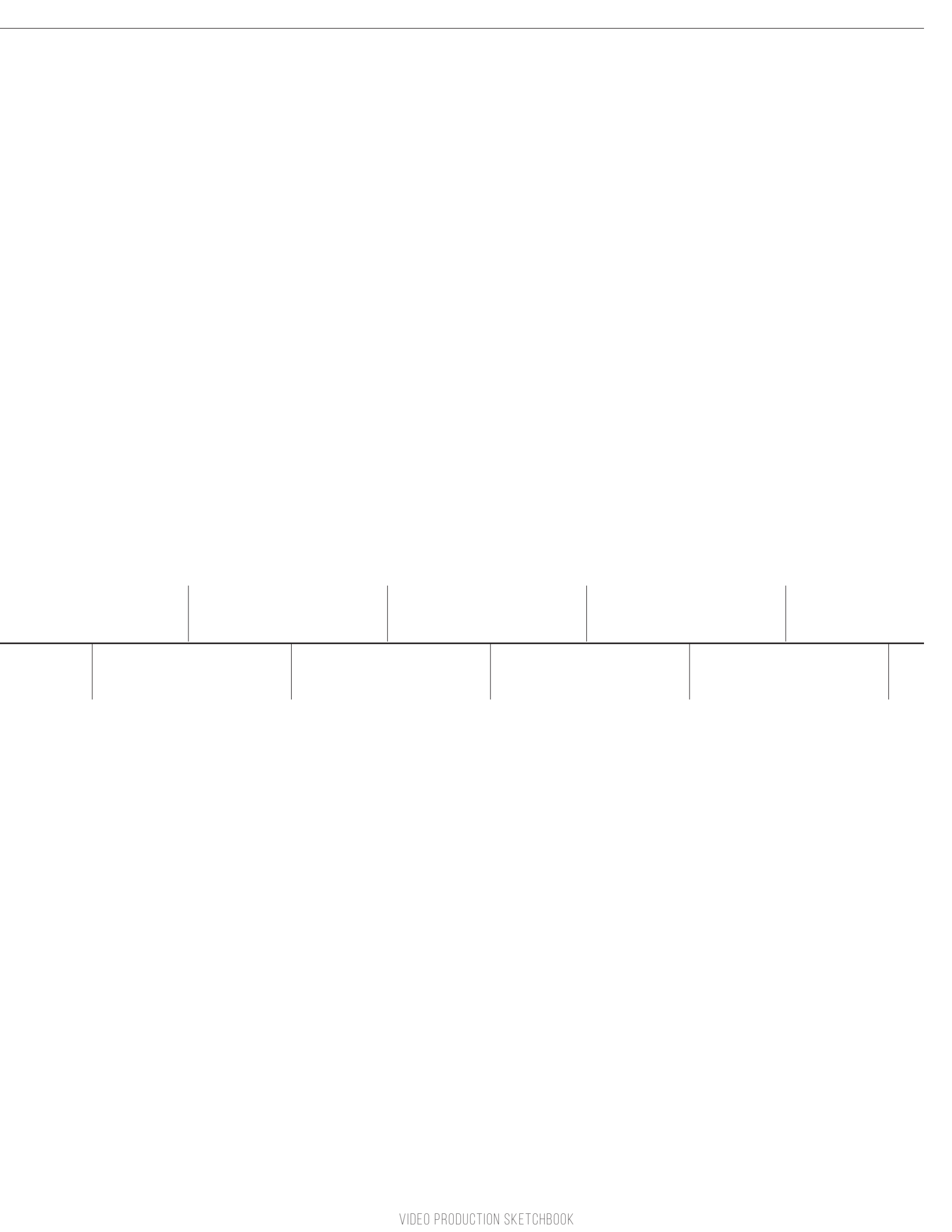
## THEMES

TIMELINE



TIMELINE









# MATH FOR WRITERS

250 WORDS = 1 PAGE OF A BOOK

WORDS	62,500	76,000	87,000
PAGES	250	300	350

WORDS TO SPEECH

WORDS	2,250	3,750	5,625
MINS	18	30	45

PAGES TO SCREEN

1 PAGE OF A SCREENPLAY = 1 MINUTE OF SCREEN TIME

# GENERAL CHARACTER ARCHETYPES

## HERO

THE PROTAGONIST. THE ONE WHO CHANGES.

## SHADOW

THE ANTAGONIST

## ALLIES

THE ALLIES

## THE MENTOR

THE OBI-WAN

## HERALD

THE ONE PRESENTING THE ADVENTURE

## THRESHOLD GUARDIANS

THE SHADOW'S GOONS.

## SHAPE SHIFTER

THE ONE WE DON'T TRUST

## TRICKSTER

THE FUNNY ONE.





# THUMBNAIL SKETCHES


DEVELOP FURTHER











