

# Using the 2021 Digital AP Exam App

Spring 2021

These instructions are for MMSD Chromebooks. If you are planning on using a personal device (you cannot use a phone or an iPad), you will need to go to the College Board website for instructions on downloading and installing the 2021 Digital AP Exam app for your device.

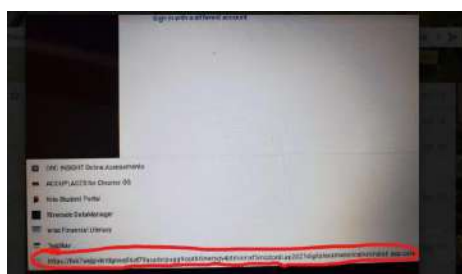
The link is: <https://download.app.collegeboard.org/>

The general information in this document is also found at: <https://apcentral.collegeboard.org/about-ap-2021/updates/four-steps-before-digital-test> or <https://apstudents.collegeboard.org/digital-ap-exams/overview>

There are 4 steps:

## 1) Locate the app on your Chromebook app menu. Practice using it!

If you go to kiosk mode ("Apps") when not logged in, you should see a very long URL that looks something like this:

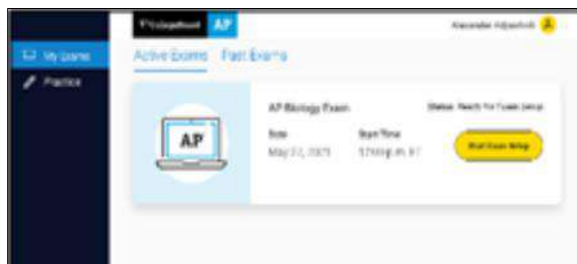


This is the AP app - according to Tech Services, after you open it the first time, it will then rename itself as "2021 Digital AP Exams" app. The College Board recognizes this as a known problem. If you don't see it, try restarting your Chromebook completely - but it should be in place on all student devices currently.

Become familiar with the app, the tools available and how it works prior to the exam day. This is easier to do without the pressure of working against a clock!

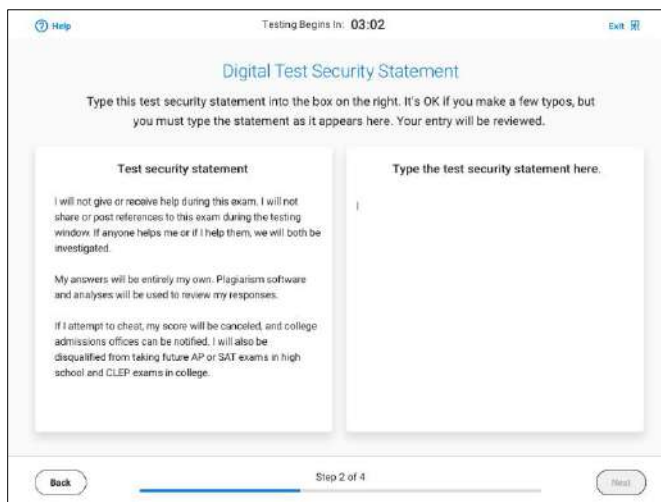
## 2) Three (3) days before each exam: complete the exam set up

You will need to complete the setup 3 days prior to EACH exam that you are taking. If you are taking 2 exams, this needs to be done 2 times, once 3 days prior to each exam. Please set a calendar reminder!



### 3) Thirty (30) minutes before your exam: check-in to your exam

You'll review some privacy policies, type a security statement, and get ready to test. Note that there is a clock at the top of the page. Your test will begin automatically, at the correct time, once you have completed all check-in requirements.



Help Testing Begins In: 03:02 Exit

### Digital Test Security Statement

Type this test security statement into the box on the right. It's OK if you make a few typos, but you must type the statement as it appears here. Your entry will be reviewed.

**Test security statement**

I will not give or receive help during this exam. I will not share or post references to this exam during the testing window. If anyone helps me or if I help them, we will both be investigated.

My answers will be entirely my own. Plagiarism software and analyses will be used to review my responses.

If I attempt to cheat, my score will be canceled, and college admissions offices can be notified. I will also be disqualified from taking future AP or SAT exams in high school and CLEP exams in college.

**Type the test security statement here.**

|

Back Step 2 of 4 Next

### 4) Lockdown mode

Right before testing begins, the app will lock your device; no other apps will be accessible. Please quit all other apps before testing. Testing will begin automatically at the appropriate time.

#### Important notes:

1) During the exam, do NOT power off or restart your computer for any reason – all work will be lost. If there is an internet disruption, you lose connectivity, etc – your work will be saved! Just log back into the app and it will take you back to where you left off.

2) The exam is “one direction” only – you can only move forward. You will not be able to review any previous question once you have moved on from it.

3) Once you are in the app, tech support will NOT be available from the College Board. Prior to test day, you can contact the College Board Tech Support at: AP Services for Students at 888-225-5427

4) If you have technical issues submitting the exam, see this site:

<https://apstudents.collegeboard.org/digital-ap-exams/taking-digital-exams#submit>

5) If you cannot get into the app prior to May 3, please contact MMSD tech support at:

<https://www.madison.k12.wi.us/mmsd-covid-19-wifi-chromebooks>

6) To request a make-up exam, visit: <https://apstudents.collegeboard.org/digital-ap-exams/makeup-request>