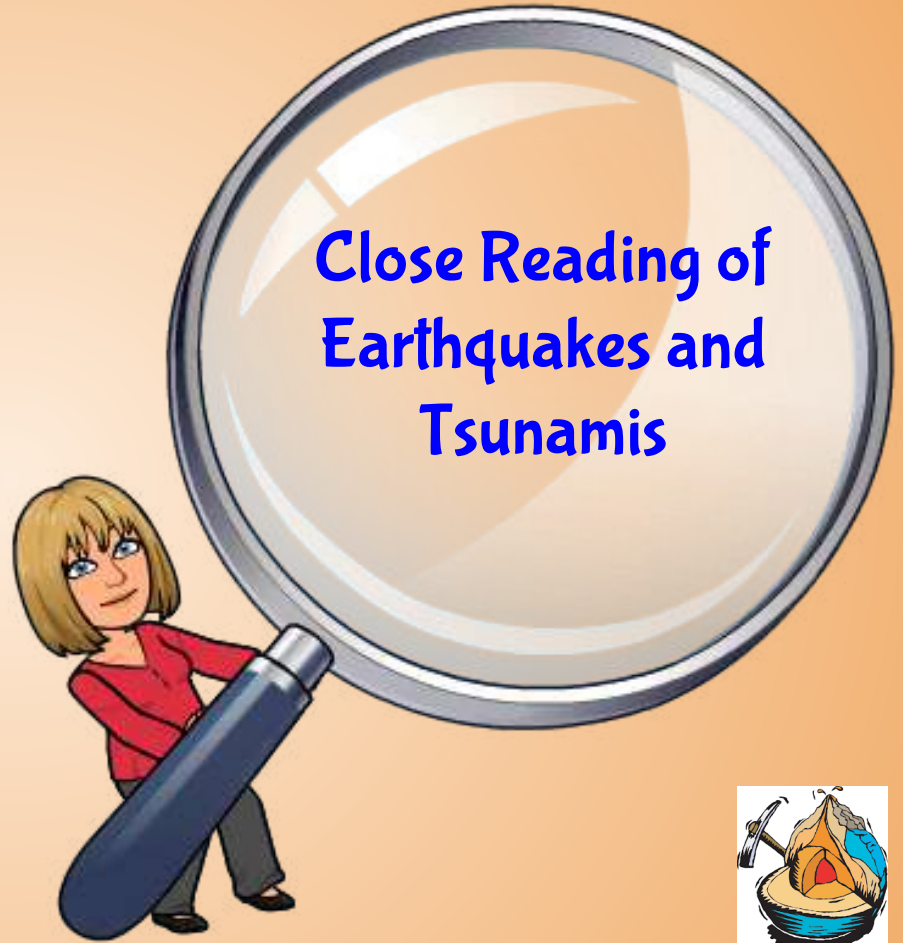


Before we get to
our Close Reading,
let's go over your
homework.





Close Reading

Today we are going to do a Close Reading of Chapter 3: Earthquakes and Tsunamis. You will get a list of questions and some post its to use for answering those questions. You will also be answering some questions on Activity Page 5.1 (workbook page 43).



COOPERATIVE LEARNING



But first...let's get
into some groups!



Groups

With Mrs. Kelly
questions and if
are up here too.

You will need to come get your
you need more post—its those

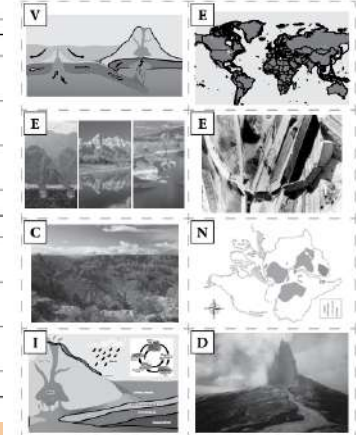


Time to complete
row 3 of the
Evidence
Collector's Chart.



Evidence Collector's Chart			
Chapter #	What is the cause?	What evidence is there?	Letter
	At some point, Pangaea broke apart and the pieces slowly moved apart over a long period of time.		
	Tectonic plates move very slowly due to the heat and pressure in Earth's mantle.		
	Material in the mantle moves beneath stuck rocks at a fault, causing pressure to build over time and then suddenly release as the rocks break and slip past each other, shaking the ground.		

Evidence of Changes on Earth



Note Taking

We are going to paraphrase some of the information from the text and then use these notes to create an informational pamphlet about tsunamis.

What does taking notes mean?

What about paraphrase?

WRITE



Turn to page 30 in
your reader and let's
get started!





First, follow along as pages 30 and 31 in your reader are read aloud to you!



Turn to Activity Page 5.2 (workbook page 45). Paraphrase the information from pages 30 and 31 in your reader to answer the questions in the chart.



NAME: _____


DATE: _____

5.3

ACTIVITY PAGE

Tsunami Pamphlet

Draft your pamphlet by composing answers to the questions.

	<p>Question: What is a tsunami? Answer:</p>
<p>Question: What was THAT?</p> 	<p>Question: Why do tsunamis happen? Answer:</p>
<p>Answer: A tsunami!</p>	<p>Question: How fast does a tsunami travel? Answer:</p>
<p>Tsunamis are caused by _____</p> <p>_____</p> <p>_____</p> <p>_____</p> <p>_____</p> <p>_____</p>	<p>Question: Can we stop tsunamis from happening? Answer:</p>
	<p>Question: How can we prepare and protect ourselves? Answer:</p>



Time to put it all together!
Turn to Activity Page 5.3
(workbook page 47). Use the
notes you have taken on
Activity Page 5.2 to answer the
questions in your Tsunami
Pamphlet draft. Remember,
you will need to use complete
sentences. Make sure you put it
in your own words and do **NOT**
copy from the reader!



Staple 5.2 and 5.3
together. Make sure
your name is on it
and turn it in! I will
give you some
feedback about your
work on Monday!

HAND IN PAPERS

