

How do I generate a pairing code for an observer as a student?

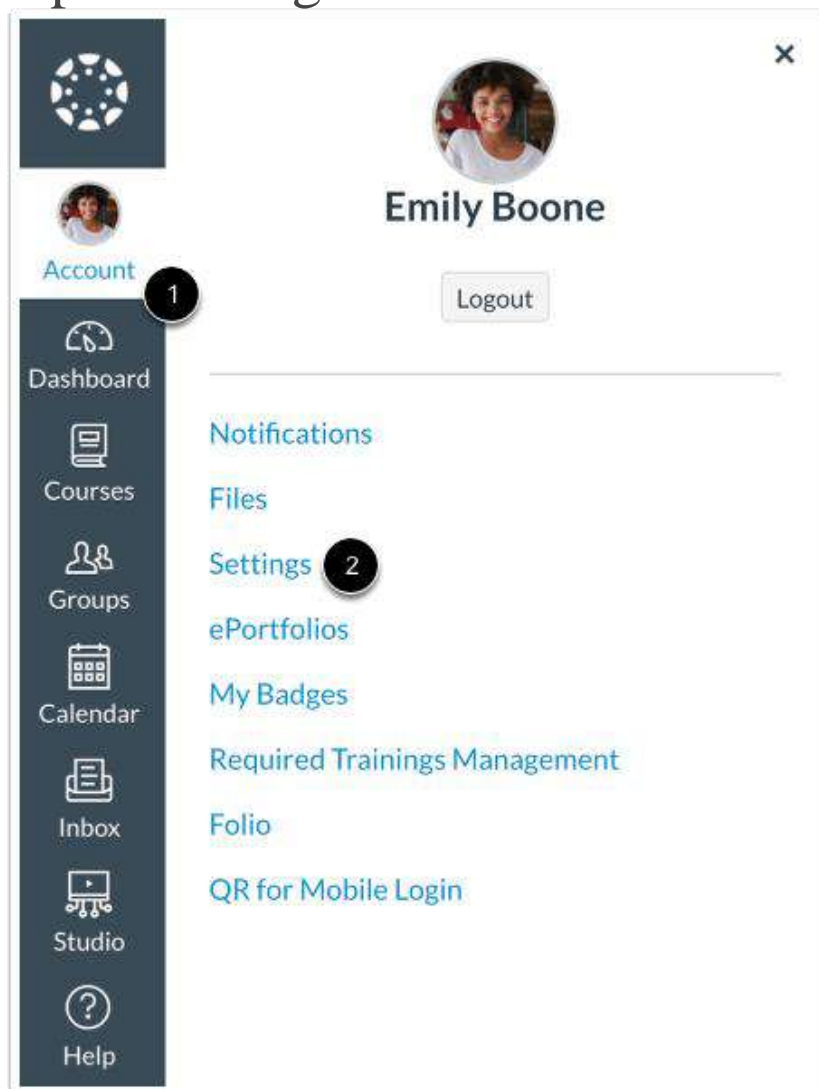
As a student, you can generate a pairing code to link an observer to your Canvas account. You must create a separate pairing code for each observer who wants to link to your account.

An observer may be your parent, guardian, mentor, counselor, or another individual who needs to view your Canvas courses. Linked observers can view and participate in certain elements of your Canvas courses

Notes:

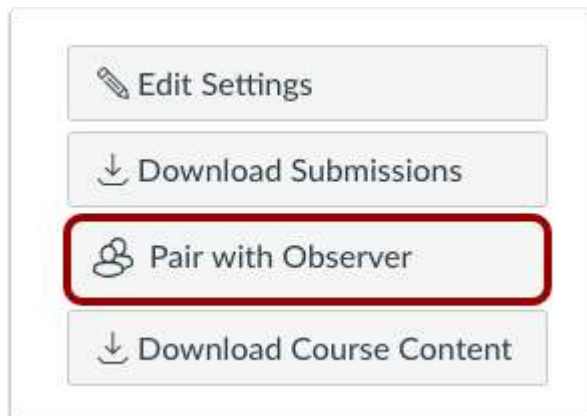
- If you are an observer and want to generate a pairing code for a student, you will need to log in to the student's Canvas account and follow the steps in this lesson. After you have copied the pairing code, you can link to the student by [entering the code in your User Settings](#).
- Pairing codes can only be generated from the web version of Canvas. Pairing codes cannot be generated from the Canvas mobile apps.

Open Settings



In Global Navigation, click the **Account** link [1], then click the **Settings** link [2].

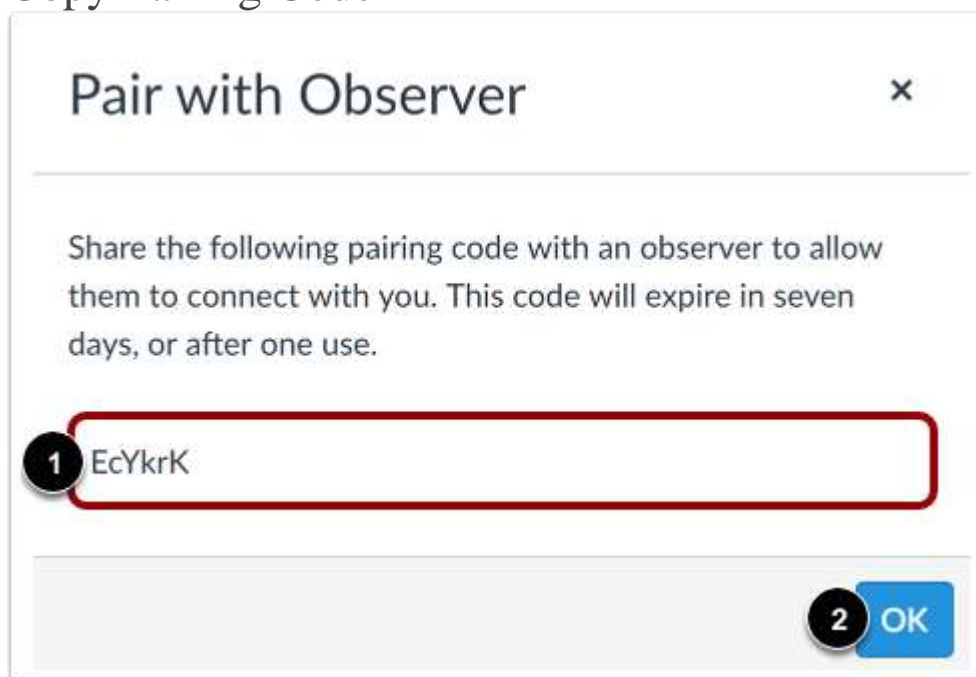
Pair with Observer



Click the **Pair with Observer** button.

Note: If the Pair with Observer button doesn't display in your User Settings, please contact your institution for assistance with pairing with an observer.

Copy Pairing Code



Copy the six-digit alphanumeric pairing code [1]. You will need to share the code with the observer who will link to your account. **The pairing code will expire after seven days or its first use.**

To close the window, click the **OK** button [2].

Note: Pairing codes are case sensitive.