

Sight Word Uno (Spring)

Contents: 4 sets of cards (Flowers, Rainbows, Sunshine, Umbrellas) with 12 word cards each

1 set of special cards (draw 2, wild)

Play:

1. Deal 5 cards to each player, rest face down in middle.
2. Turn one card up next to pile.
3. First player must read the card and match either the word or the picture.
4. If he/she puts down matching picture (with a new word), he/she must also read the new word out loud.
5. Play continues with players matching either the words or the pictures. If a player does not have a match, he/she draws a card from the pile.
6. Players can play a **draw 2** or **Wild** card at any time. **Draw 2** means the next person takes 2 cards instead of playing a card (just like UNO). A **Wild** card lets the player select the picture.
7. Continue playing until someone gets rid of all their cards. This is the winner.
8. OPTIONAL: have them call out UNO when they have one card remaining.


Sight Word Uno (Spring)

Contents: 4 sets of cards (Flowers, Rainbows, Sunshine, Umbrellas) with 12 word cards each


1 set of special cards (draw 2, wild)

Play:


1. Deal 5 cards to each player, rest face down in middle.
2. Turn one card up next to pile.
3. First player must read the card and match either the word or the picture.
4. If he/she puts down matching picture (with a new word), he/she must also read the new word out loud.
5. Play continues with players matching either the words or the pictures. If a player does not have a match, he/she draws a card from the pile.
6. Players can play a **draw 2** or **Wild** card at any time. **Draw 2** means the next person takes 2 cards instead of playing a card (just like UNO). A **Wild** card lets the player select the picture.
7. Continue playing until someone gets rid of all their cards. This is the winner.
8. OPTIONAL: have them call out UNO when they have one card remaining.




a




out




two




funny




the




blue




one




look




yellow




all




of




are




little




three




down




I




was




from




a




out




two




funny.




the




blue




one




look




yellowy




all




of




are




little




three




down




I




was




from




a




out




two




funny.




the




blue




one




look




yellowy




all




of




are




little




three




down



I



was



from



a



out



two



funny.



the



blue



one



look



yellowy



all



of



are



little



three



down



I



was




from




there




here




there




here




there




here



there



here



wild



wild

+2

draw 2

+2

draw 2



wild



wild

+2

draw 2



wild



wild

+2

draw 2