

**Foundation for Abington School District
Treasurer Report
June 23, 2021**

Foundation for Abington School District (FASD) Treasurer's Report and Combined Financial Statements for the Interim Period through June 23, 2021

The Treasurer's Report includes financial statements for the interim period of January 1, 2021 through June 23, 2021.

The Operating Statement, Balance Sheet, and General Ledger for the accounting period January 1, through June 23, 2021 reflect the proceeds of liquidating a June 16, 2021 stock gift from the Stephen A. Schwarzman Foundation in the amount of \$3,507,092. The funds are held in FASD's TD Bank account to be disbursed to Abington School District as needed to pay for construction costs. Prior to the receipt of the June 16 gift, the account balance was \$96.82. Supporting TD Bank statements TD Ameritrade reports are included with this report for the period January 2021 through June 23, 2021.

To date, FASD has received a total of \$21,565,531 in pledge agreement payments from the Steven A. Schwarzman Foundation. The FASD anticipates receiving the remaining \$3,434,469 of the \$25 million pledge next fiscal year. Cash and cash proceeds from the sale of stock and mutual fund gifts is \$21,577,412, which exceeds the value of the gift payments by \$11,908. The funds in excess of the gift value are due to interest earnings and stock shares sold at higher prices than when gifted to the foundation. This information is reflected in the Pledge Agreement Summary that is included in the financial statements.

Foundation For Abington School District
Operating Statement - Cash Basis
Interim Report June 23, 2021

General Ledger

Number	Receipts		Amount	Balance
500	Gift - S.A.S Foundation*	\$	-	
501	Gift from School District Staff	\$	-	
502	Gift from...	\$	-	
503	Bank Account Interest Earnings	\$	0.10	
504	Transfer - TD Ameritrade (net fees)	\$	3,507,092.66	
505	Other	\$	-	
506	Other	\$	-	
507	Other	\$	-	
508	Other	\$	-	
	Total Receipts			\$ 3,507,092.76
	Disbursements			
700	To Abington School District	\$	-	
701	Gifts	\$	-	
702	Gifts	\$	-	
703	Other	\$	-	
704	Other	\$	-	
705	Other	\$	-	
	Total Disbursements			\$ -
	Expenses			
706	Bank Fee	\$	-	
707	Other	\$	-	
708	Other	\$	-	
709	Other	\$	-	
710	Other	\$	-	
711	Other	\$	-	
	Total Expenses			\$ -
	Total Disbursements & Expenses			\$ -
	Difference Between Receipts, Disbursements, and Expenses			\$ 3,507,092.76
	Beginning Cash			\$ 96.72
	Ending Cash			\$ 3,507,189.48

* Stephen A. Schwarzman Foundation

Foundation For Abington School District					
Balance Sheet					
Interim Report - June 23, 2021					
				Liabilities & Equity	
Assets				Liabilities	
GL Number	Description	Amount		GL Number	Description Amount
100	Cash	3,507,189.48			
				Total Liabilities	-
				Equity	
				GL Number Description Amount	
				900 Undisbursed Funds	3,507,189.48
Total Assets		3,507,189.48		Total Liabilities & Equity	3,507,189.48

Foundation For Abington School District					
Balance Sheet					
Interim Report - June 23, 2021					
				Liabilities & Equity	
Assets				Liabilities	
GL Number	Description	Amount		GL Number	Description Amount
100	Cash	3,507,189.48			
				Total Liabilities	-
				Equity	
				GL Number	Description Amount
				900	Undisbursed Funds 3,507,189.48
Total Assets		3,507,189.48		Total Liabilities & Equity	3,507,189.48

Foundation For Abington School District						
Balance Sheet						
Interim Report - June 23, 2021						
				Liabilities & Equity		
Assets				Liabilities		
GL Number	Description	Amount		GL Number	Description	Amount
100	Cash	3,507,189.48				
				Total Liabilities		-
				Equity		
				GL Number	Description	Amount
				900	Undisbursed Funds	3,507,189.48
Total Assets		3,507,189.48		Total Liabilities & Equity		3,507,189.48

Foundation For Abington School District					
Balance Sheet					
Interim Report - June 23, 2021					
				Liabilities & Equity	
Assets				Liabilities	
GL Number	Description	Amount		GL Number	Description Amount
100	Cash	3,507,189.48			
				Total Liabilities	-
				Equity	
				GL Number Description Amount	
				900 Undisbursed Funds	3,507,189.48
Total Assets		3,507,189.48		Total Liabilities & Equity	3,507,189.48

Foundation For Abington School District									
General Ledger/Account Reconciliation									
Interim Period - June 23, 2021									
TD Bank									
Date	Description	GL Number	Check Number	Amount	Total	Cash	Bank Account Reconciliation		
						Balance	N or Y	Outstanding	Bank Balance
	Beginning Balance 2020			96.72	96.72	96.72			96.72
12/15/20	Interest Earnings	503		0.02	0.02	96.74	Y	-	96.74
01/15/21	Interest Earnings	503		0.02	0.02	96.76	Y	-	96.76
02/15/20	Interest Earnings	503		0.02	0.02	96.78	Y	-	96.78
03/15/21	Interest Earnings	503		0.02	0.02	96.80	Y	-	96.80
04/15/21	Interest Earnings	503		0.01	0.01	96.81	Y	-	96.81
05/15/21	Interest Earnings	503		0.01	0.01	96.82	Y	-	96.82
06/18/21	Transfer From TD Amritrade Account	504		3,507,092.66	3,507,092.66	3,507,189.48	Y	-	3,507,189.48
					-				
					-				
					-				
					-				
					-				
					-				
					-				
					-				
			Totals			-			

Foundation For Abington School District

[illegible]

Interim Report - June 23, 2021

TD AMERITRADE

							Account Reconciliation		
Date	Description			Amount	Total	Balance	N or Y	Outstanding	Balance
Begin 2021						-			-
06/16/21	Receive INVH Stock (93,200 shares)			3,506,184.00		-		-	-
06/17/21	INVH Share sold			3,506,184.00	3,506,184.00	3,506,184.00	Y	-	3,506,184.00
06/17/21	Gain on Sale of INVH Shares after Fees			908.66	908.66	908.66	Y	-	3,507,092.66
06/18/21	Transfer to FASD TD Bank Account			(3,507,092.66)	(3,507,092.66)	(3,507,092.66)	Y	-	-
		Totals	\$	0.00	\$ 0.00	\$ 0.00			\$ 0.00

[illegible]

ABINGTON SCHOOL DISTRICT

Report Run Date: 01/01/2021 15:25 Attachment 1

Multi-Day Statement: FASD - ABINGTON SCHOOL DISTRICT

Requested Dates: 12/01/2020 00:00 thru 12/31/2020 23:59

Company: ABINGTON SCHOOL DISTRICT
 Account: [REDACTED] FOUNDATION FOR ABINGTON SCHOOL DIST

Account Summary	Amount
Opening Ledger (as of 12/01/2020)	\$96.72
Total Debits	\$0.00
Total Credits	\$0.02
Closing Ledger (as of 12/31/2020)	\$96.74

Credit Transactions		Amount	Bank Reference	Customer Reference	Notes
12/15/2020	Interest Credit	\$0.02	[REDACTED]	0	ANALYSIS INT
Item	1	\$0.02			

End Of Report



ABINGTON SCHOOL DISTRICT

Report Run Date: 02/15/2021 11:39 Attachment 1

Multi-Day Statement: FASD - ABINGTON SCHOOL DISTRICT

Requested Dates: 01/04/2021 00:00 thru 01/29/2021 23:59

Company: ABINGTON SCHOOL DISTRICT

Account: [REDACTED] FOUNDATION FOR ABINGTON SCHOOL DIST

Account Summary	Amount
Opening Ledger (as of 01/04/2021)	\$96.74
Total Debits	\$0.00
Total Credits	\$0.02
Closing Ledger (as of 01/29/2021)	\$96.76

Credit Transactions	Amount	Bank Reference	Customer Reference	Notes
01/15/2021 Interest Credit	\$0.02	[REDACTED]	0	ANALYSIS INT
Item 1	\$0.02			

End Of Report



America's Most Convenient Bank®

T

STATEMENT OF ACCOUNT

Attachment 1

AV 01 176634 209688509 D**5DGT

FOUNDATION FOR ABINGTON SCHOOL DISTRICT
970 HIGHLAND AVE
ABINGTON PA 19001-4535

Page:

1 of 2

Statement Period:

Feb 01 2021-Feb 28 2021

Cust Ref #:

Primary Account #:



International wire transfers just got easier on TD eTreasury!

To streamline your payments, we now offer 50+ foreign currencies for international wires on TD eTreasury.

Contact your Treasury Management Officer or a TMS Support Representative at 866-475-7262 to learn more about the benefits.

NP Advantage Checking

FOUNDATION FOR ABINGTON SCHOOL DISTRICT

Account #

ACCOUNT SUMMARY

Beginning Balance	96.76	Average Collected Balance	96.76
Other Credits	0.02	Interest Earned This Period	0.00
Ending Balance	96.78	Interest Paid Year-to-Date	0.04
		Annual Percentage Yield Earned	0.00%
		Days in Period	28

DAILY ACCOUNT ACTIVITY

Other Credits

POSTING DATE	DESCRIPTION	AMOUNT
02/16	CREDIT INTEREST, ANALYSIS INT	0.02
	Subtotal:	0.02

DAILY BALANCE SUMMARY

DATE	BALANCE	DATE	BALANCE
01/31	96.76	02/16	96.78

2021 MAR -8 AM 11: 23

Call 1-800-937-2000 for 24-hour Bank-by-Phone services or connect to www.tdbank.com

Bank Deposits FDIC Insured | TD Bank, N.A. | Equal Housing Lender



176634 1/1



ABINGTON SCHOOL DISTRICT

Report Run Date: 04/21/2021 13:49 ATTACHMENT 1

Multi-Day Statement: FASD - ABINGTON SCHOOL DISTRICT

Requested Dates: 03/01/2021 00:00 thru 03/31/2021 23:59

Company: ABINGTON SCHOOL DISTRICT
Account: [REDACTED] FOUNDATION FOR ABINGTON SCHOOL DIST

Account Summary	Amount
Opening Ledger (as of 03/01/2021)	\$96.78
Total Debits	\$0.00
Total Credits	\$0.02
Closing Ledger (as of 03/31/2021)	\$96.80

03/15/2021	Interest Credit	\$0.02	[REDACTED]	0	ANALYSIS INT
Item	1	\$0.02			

End Of Report



ABINGTON SCHOOL DISTRICT

Report Run Date: 05/21/2021 17:29 ATTACHMENT 1

Multi-Day Statement: FASD - ABINGTON SCHOOL DISTRICT

Requested Dates: 04/01/2021 00:00 thru 04/30/2021 23:59

Company: ABINGTON SCHOOL DISTRICT

Account: [REDACTED] FOUNDATION FOR ABINGTON SCHOOL DIST

Account Summary	Amount
Opening Ledger (as of 04/01/2021)	\$96.80
Total Debits	\$0.00
Total Credits	\$0.01
Closing Ledger (as of 04/30/2021)	\$96.81

04/15/2021 Interest Credit

\$0.01

0

ANALYSIS INT

Item 1

\$0.01

End Of Report



ABINGTON SCHOOL DISTRICT

Report Run Date: 06/16/2021 13:42 ATTACHMENT 1

Multi-Day Statement: FASD - ABINGTON SCHOOL DISTRICT

Requested Dates: 05/03/2021 00:00 thru 05/28/2021 23:59

Company: ABINGTON SCHOOL DISTRICT
Account: [REDACTED] FOUNDATION FOR ABINGTON SCHOOL DIST

Account Summary	Amount
Opening Ledger (as of 05/03/2021)	\$96.81
Total Debits	\$0.00
Total Credits	\$0.01
Closing Ledger (as of 05/28/2021)	\$96.82

Credit Transactions		Amount	Bank Reference	Customer Reference	Notes
05/17/2021	Interest Credit	\$0.01	[REDACTED]	0	ANALYSIS INT
Item	1	\$0.01			

End Of Report



My Account: Positions

fasd2018	Link/Add Acct				
fasd2018 value	Cash & cash alts	Avail for withdrawal	Total positions val	Avail funds for trading	Nonmarginable funds
\$3,487,544.00	\$0.00	\$0.00	\$3,487,544.00	\$0.00	\$0.00
\$0.00 (0.00%)	\$0.00		\$0.00 (0.00%)		

Asset type All positions

Balances Order status Transaction history Cost Basis

Cash & Cash Alternatives									
								Current value: \$0.00	\$0.00 (0.00%)
Positions									
						Microcharts	View: All positions (default)		
Symbol	Qty	Asset	Price	Cost	Mkt value*	Day gain (\$)*	Day gain (%)*	Gain (\$)*	Gain (%)*
INVH	93,200	Equity	37.42	Info	3,487,544.00	0.00	0.00%	-36,348.00	-1.03%
*Most data is streaming, but values marked with * update every 5 minutes. 8:39:48 am ET 6/16/21 Update now								Current value: \$3,487,544.00	\$0.00 (0.00%)

Designate your beneficiaries in minutes

It's an important step to ensure your final wishes are realized.

[Review your beneficiaries](#)

Data displayed on this page is for information purposes only. Go to [My Account > Cost Basis](#) to view information for tax-reporting. TD Ameritrade does not provide tax advice. You may wish to consult independent sources with respect to tax lot and performance reporting.

Quotes may be delayed up to 15 minutes. If you see delayed quotes, it might be because you haven't signed the exchange agreements, which is required in order to receive streaming data. To sign the agreements, go to [My Profile](#).

Indicates non-standard option

Indicates options that are in-the-money

¹Interest is accrued daily and credited to your account on a monthly basis. This is accrued interest month-to-date that has not yet been paid; however, this money can be withdrawn or used to buy securities.

The "cash alternatives" balance is the interest- or dividend-earning cash you hold in a sweep vehicle; this money can be withdrawn or used to buy securities. This balance also includes accrued interest that will be paid at month-end.

Interest rates paid on balances in the IDA and TD Ameritrade Cash are based on tiers. The previous day's closing balance determines eligibility for a particular tier each day. Simple interest is accrued daily based on the interest rate tier applicable to each day's balance, and is credited to your account on the last business day of the month. In accordance with the Client Agreement, TD Ameritrade may change the tiers and rates at its discretion and without notice and is not obligated to pay different rates between tiers. Rate changes may vary by program, location or arrangement.

In order to sell fractional shares of a stock position, you'll need to sell all your whole shares of that position. Questions? Call 800-669-3900.

Before investing in a mutual fund or ETF, be sure to carefully consider the fund's or ETF's investing objectives, risks, charges and expenses. For a prospectus containing this and other important information, contact the fund or ETF sponsor, or a [TD Ameritrade Client Services representative](#). Please read the prospectus carefully before investing.

*"Gross Expense Ratio" reflects a fund's total annual operating expenses as stated in the fund's prospectus and do not reflect any expense reimbursements or waivers that may exist. Some ETFs appearing on this list may be subject to expense reimbursements and waivers, and less such reimbursements and waivers may have lower total annual operating expenses (i.e., "Net Expense Ratio") than indicated herein. Please read the fund prospectus carefully to determine the existence of any expense reimbursements or waivers and details on their limits and termination dates.

Options are not suitable for all investors as the special risks inherent to options trading may expose investors to potentially rapid and substantial losses. Please read [Characteristics and Risks of Standardized Options](#) before investing in options.

Access to real-time market data is conditioned on your acceptance of the exchange agreements. TD Ameritrade is not responsible for third-party information or services, including market data provided by the exchanges. Streamer Suite is a trademark of TD Ameritrade IP Company, Inc.

Non-deposit investment products NOT FDIC INSURED/NO BANK GUARANTEE/MAY LOSE VALUE.

Current profit and loss calculations for trades are also presented on our various platforms. Such calculations do not reflect transaction costs, which will impact actual results.

Open an account

Find a branch

Contact us

Screen share

[Accessibility](#)

[Privacy policies](#)

[TD Ameritrade Holding Corp](#)

[Mobile](#)

[Minimum requirements](#)

[Forms](#)

[Security settings](#)

TD Ameritrade Holding Corporation is a wholly owned subsidiary of The Charles Schwab Corporation.

This is not an offer or solicitation in any jurisdiction where we are not authorized to do business or where such offer or solicitation would be contrary to the local laws and regulations of that jurisdiction, including, but not limited to persons residing in Australia, Canada, Hong Kong, Japan, Saudi Arabia, Singapore, UK, and the countries of the European Union.



Transactions Statements Confirmations Shareholder Library

Type: All transaction types

Symbol(s): Symbol lookup

(separate symbols with commas)

View range: Month-to-date | 1 day 7 days 14 days 30 days 60 days

View year: 2021 2020 2019 2018

View dates: Jan. 1 2021 to: June 16 2021

You can search a date range of up to one year.

Sweeps: ☐ Hide sweeps

Sweeps are uninvested cash transactions that move in and out of cash alternatives.

View or Download

Account Balances

1/1/2021 Cash balance	\$0.00
6/16/2021 Cash balance	\$3,507,092.66
Net change	\$3,507,092.66

Looking for tax documents?


To find 1099s and other tax documents, go to the [Tax Center](#).


Search results for 1/1/2021 to 6/16/2021

Date/Time	Description	Amount	Commission	Reg Fee	Details
06/15/2021 15:08:49	TRANSFER OF SECURITY OR OPTION IN (INVH)	0.00	0.00	0.00	
06/16/2021 09:38:23	Sold 100 INVH @ 37.63	3,762.97	0.00	0.03	
06/16/2021 09:38:23	Sold 100 INVH @ 37.63	3,762.97	0.00	0.03	
06/16/2021 09:38:23	Sold 100 INVH @ 37.63	3,762.96	0.00	0.04	
06/16/2021 09:38:23	Sold 703 INVH @ 37.63	26,453.68	0.00	0.21	
06/16/2021 09:38:23	Sold 2797 INVH @ 37.63	105,250.24	0.00	0.87	
06/16/2021 09:38:23	Sold 3700 INVH @ 37.63	139,229.85	0.00	1.15	
06/16/2021 09:38:23	Sold 3800 INVH @ 37.63	142,992.82	0.00	1.18	
06/16/2021 09:38:23	Sold 3800 INVH @ 37.63	142,992.81	0.00	1.19	
06/16/2021 09:38:23	Sold 3500 INVH @ 37.63	131,703.92	0.00	1.08	
06/16/2021 09:38:23	Sold 100 INVH @ 37.635	3,763.46	0.00	0.04	
06/16/2021 09:38:23	Sold 100 INVH @ 37.63	3,762.97	0.00	0.03	
06/16/2021 09:38:23	Sold 100 INVH @ 37.63	3,762.97	0.00	0.03	
06/16/2021 09:38:23	Sold 100 INVH @ 37.63	3,762.97	0.00	0.03	
06/16/2021 09:38:23	Sold 100 INVH @ 37.63	3,762.97	0.00	0.03	
06/16/2021 09:38:23	Sold 100 INVH @ 37.63	3,762.98	0.00	0.02	
06/16/2021 09:38:23	Sold 100 INVH @ 37.63	3,762.96	0.00	0.04	
06/16/2021 09:38:23	Sold 100 INVH @ 37.63	3,762.97	0.00	0.03	
06/16/2021 11:39:34	Sold 200 INVH @ 37.63	7,525.94	0.00	0.06	
06/16/2021 11:39:34	Sold 300 INVH @ 37.63	11,288.90	0.00	0.10	
06/16/2021 11:39:35	Sold 300 INVH @ 37.63	11,288.91	0.00	0.09	
06/16/2021 11:39:35	Sold 300 INVH @ 37.63	11,288.91	0.00	0.09	
06/16/2021 11:39:35	Sold 100 INVH @ 37.63	3,762.97	0.00	0.03	
06/16/2021 11:39:35	Sold 500 INVH @ 37.63	18,814.84	0.00	0.16	
06/16/2021 11:39:35	Sold 106 INVH @ 37.63	3,988.75	0.00	0.03	
06/16/2021 11:40:05	Sold 19 INVH @ 37.63	714.96	0.00	0.01	
06/16/2021 11:40:05	Sold 752 INVH @ 37.63	28,297.52	0.00	0.24	
06/16/2021 11:40:05	Sold 681 INVH @ 37.63	25,625.82	0.00	0.21	
06/16/2021 11:40:05	Sold 6 INVH @ 37.63	225.78	0.00	0.00	
06/16/2021 11:40:05	Sold 752 INVH @ 37.63	28,297.53	0.00	0.23	
06/16/2021 11:40:05	Sold 248 INVH @ 37.63	9,332.16	0.00	0.08	

06/16/2021 11:40:05	Sold 700 INVH @ 37.63	26,340.78	0.00	0.22
06/16/2021 11:40:05	Sold 442 INVH @ 37.63	16,632.33	0.00	0.13
06/16/2021 11:40:05	Sold 68394 INVH @ 37.63	2,573,650.09	0.00	16.13

An indication on this page that an interest payment is "taxable" or "non-taxable" refers to federal taxation only. Interest income may be subject to AMT or state and local taxes. TD Ameritrade does not provide tax advice. Please consult a qualified tax advisor to discuss your individual tax situation.

 [Open an account](#)

 [Find a branch](#)

 [Contact us](#)

 [Screen share](#)

[Accessibility](#)

[Privacy policies](#)

[TD Ameritrade Holding Corp](#)

[Mobile](#)

[Minimum requirements](#)

[Forms](#)

[Security settings](#)

TD Ameritrade Holding Corporation is a wholly owned subsidiary of The Charles Schwab Corporation.

This is not an offer or solicitation in any jurisdiction where we are not authorized to do business or where such offer of solicitation would be contrary to the local laws and regulations of that jurisdiction, including, but not limited to persons residing in Australia, Canada, Hong Kong, Japan, Saudi Arabia, Singapore, UK, and the countries of the European Union.

Unauthorized access and use is prohibited. Usage is monitored. TD Ameritrade, Inc., member [FINRA/SIPC](#). TD Ameritrade is a trademark jointly owned by TD Ameritrade IP Company, Inc. and The Toronto-Dominion Bank. © 2021 TD Ameritrade

As your agreement for the receipt and use of market data provides, the securities markets (1) reserve all rights to the market data that they make available; (2) do not guarantee that data; and (3) shall not be liable for any loss due either to their negligence or to any cause beyond their reasonable control.



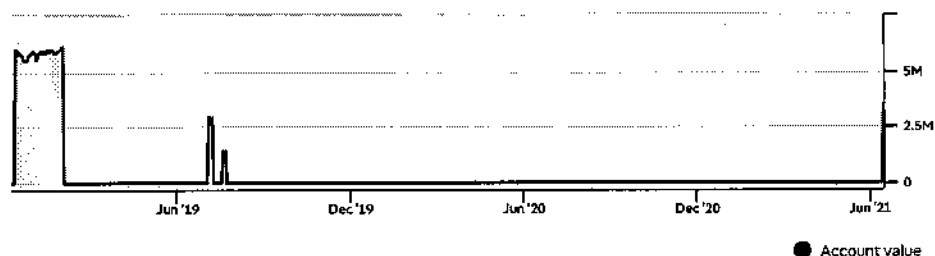
My Account: Balances

fasd2018

[Link/Add Acct](#)
fasd2018 [Update](#)

Account number:

Balance history

[Export history](#)
[1wk](#) [1mo](#) [3mo](#) [6mo](#) [YTD](#) [1yr](#) [Since 12/7/2018](#) [Set custom date range](#)


Do You Have Enough Cash to Trade?

Make sure you know how to avoid good faith violations.



Related

- [Positions](#)
- [Latest transactions](#)
- [Transfer funds](#)
- [Cost Basis](#)
- [Order status](#)
- [About margin](#)
- [Income Estimator](#)

Total account value	Prev close	Current value	Today's net change
	\$3,487,544.00	\$3,507,092.66	\$19,548.66 (0.56%)

Cash Balances			
	Prev close	Current value	Today's net change
Cash & cash alternatives			
Cash	\$0.00	\$3,507,092.66	\$3,507,092.66
Unsettled cash	\$3,507,092.66	\$3,507,092.66	\$0.00
Cash alternatives	\$0.00	\$0.00	\$0.00
Total	\$0.00	\$3,507,092.66	\$3,507,092.66
Cash available for withdrawal		\$0.00	

Positions			
	Prev close	Current value	Today's net change
Positions			
Stock value	\$3,487,544.00	\$0.00	-\$3,487,544.00 (100.00%)
Option value	\$0.00	\$0.00	\$0.00
Mutual fund value	\$0.00	\$0.00	\$0.00
Bond value	\$0.00	\$0.00	\$0.00
Total	\$3,487,544.00	\$0.00	-\$3,487,544.00 (100.00%)

Funds Available for Trading	
	Current value
Funds available for trading	
Available for trading	\$3,507,092.66
Nonmarginable funds	\$3,507,092.66

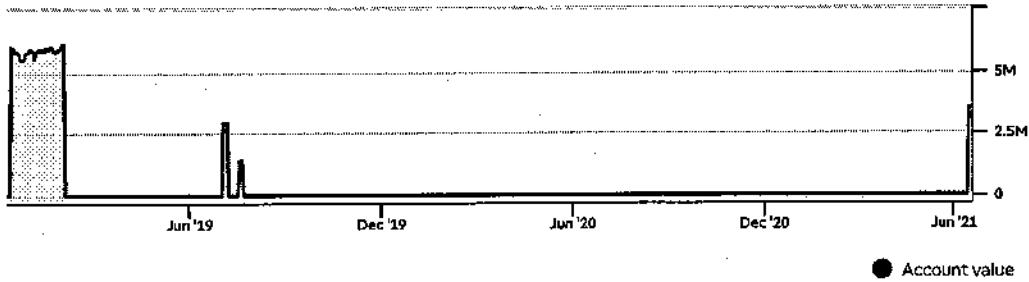


My Account: Balances

fasd2018

[Link/Add Acct](#)
fasd2018 [Update](#)Account number: ----6180 [Show](#)

Balance history

[Export history](#)
[1wk](#) [1mo](#) [3mo](#) [6mo](#) [YTD](#) [1yr](#) [Since 12/7/2018](#) [Set custom date range](#)


Total account value	Prev close	Current value	Today's net change
	\$3,507,092.66	\$3,507,092.66	\$0.00 (0.00%)

Cash Balances

	Prev close	Current value	Today's net change
Cash & cash alternatives			
Cash	\$3,507,092.66	\$0.00	-\$3,507,092.66 (100.00%)
Cash alternatives	\$0.00	\$3,507,092.66	\$3,507,092.66
Total	\$3,507,092.66	\$3,507,092.66	\$0.00
Cash available for withdrawal		\$3,507,092.66	

Cash & cash alternatives

Cash available for withdrawal

Positions

Total: \$0.00

Funds Available for Trading

Current value

Funds available for trading

Available for trading	\$3,507,092.66
Nonmarginable funds	\$3,507,092.66

Do You Have Enough Cash to Trade?

Make sure you know how to avoid good faith violations.



Related

- [Positions](#)
- [Latest transactions](#)
- [Transfer funds](#)
- [Cost Basis](#)
- [Order status](#)
- [About margin](#)
- [Income Estimator](#)



Deposits & Transfers

Account: fasd2018 #-----6180 [Show](#)

Deposit	Internal Transfer	Withdraw	Activity	Account/Bank Connections
---------	-------------------	----------	----------	--------------------------



Ask Ted About Your Activity

Select

Your request is being processed. You will receive an e-mail upon completion

Account Transfer

You have no account transfers.

In-progress transactions

[Export](#)

[Print All](#)

Posted	Description	Frequency	From/to account	Amount
06/18/2021	Wire withdrawal from account	One time	To TDAFASD, -----6318	\$3,507,092.66

Scheduled transactions

You have no scheduled transactions.

Completed Transactions

View:

30 days

From:

To:

View

[Export](#)

[Print All](#)

Posted date	Description	Action	Bank	Transaction ID	Amount
06/18/2021	Cash alternatives purchase	Withdraw		35574199462	-\$247,500.00
06/18/2021	Cash alternatives purchase	Withdraw		35574199611	-\$247,500.00
06/18/2021	Cash alternatives purchase	Withdraw		35574199532	-\$247,500.00
06/18/2021	Cash alternatives purchase	Withdraw		35574199760	-\$247,500.00
06/18/2021	Cash alternatives purchase	Withdraw		35574199805	-\$247,500.00
06/18/2021	Cash alternatives purchase	Withdraw		35574199725	-\$247,500.00
06/18/2021	Cash alternatives purchase	Withdraw		35574199685	-\$247,500.00
06/18/2021	Cash alternatives purchase	Withdraw		35574199865	-\$247,500.00
06/18/2021	Cash alternatives purchase	Withdraw		35574199902	-\$1,279,592.66
06/18/2021	Cash alternatives purchase	Withdraw		35574199403	-\$247,500.00
06/18/2021	Cash alternatives purchase	Deposit		35574199777	\$247,500.00
06/18/2021	Cash alternatives purchase	Deposit		35574199878	\$247,500.00
06/18/2021	Cash alternatives purchase	Deposit		35574199842	\$247,500.00
06/18/2021	Cash alternatives purchase	Deposit		35574199938	\$1,279,592.66
06/18/2021	Cash alternatives purchase	Deposit		35574199430	\$247,500.00
06/18/2021	Cash alternatives purchase	Deposit		35574199500	\$247,500.00
06/18/2021	Cash alternatives purchase	Deposit		35574199556	\$247,500.00
06/18/2021	Cash alternatives purchase	Deposit		35574199710	\$247,500.00
06/18/2021	Cash alternatives purchase	Deposit		35574199646	\$247,500.00
06/18/2021	Cash alternatives purchase	Deposit		35574199746	\$247,500.00

Results 1 - 20 of 20

Show rows

75

[Back](#)

1

[Next](#)

Cash available for withdrawal

Total: \$3,507,092.66

[Open an account](#)

[Find a branch](#)

[Contact us](#)

[Screen share](#)