


# Tournament



# Brackets

# Tournament Brackets

The following pages, in this product, provide you with 3 different formats of tournament brackets that will help you “plug in” the number of classes , teams, small groups or individual players that you have in a sporting event or activity tournament.

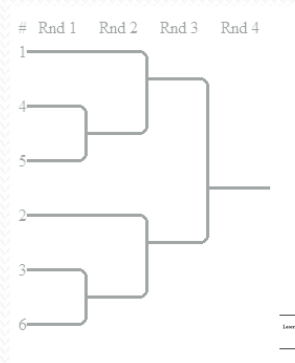
The 3 formats are:

## 1. Round Robin Style

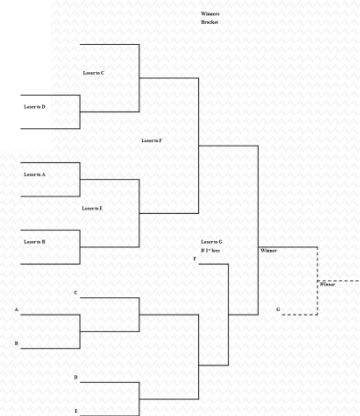
Team 1 W L	Team 2 W L	Team 3 W L	Team 4 W L
Team 5 W L	Team 6 W L	Team 7 W L	Team 8 W L

Rd 1	Rd 2	Rd 3	Rd 4	Rd 5	Rd 6	Rd 7
2-1	3-4	6-2	7-5	1-3	4-5	7-3
3-8	1-7	7-8	8-4	4-2	8-1	8-2
4-7	8-6	4-1	2-3	5-8	2-7	1-5
5-6	2-5	5-3	6-1	6-7	3-6	6-4

## 2. Single Elimination (Seeded for playoff)



## 3. Double Elimination Style



# 1. Round Robin Tournament

A Round Robin tournament has a format in which each participant /team plays every other participant/team the same amount of times. **There are Round Robin forms available for 4 to 12 teams in this TPT packet.**

## Advantages?

The Round Robin format allows a guaranteed number of games. Luck does not play as big a factor as it does in a single elimination or double elimination tournament. It is a very fair format to use and the winning team is usually the best team.



## Disadvantages?

The Round Robin tournament is much longer and less exciting than an elimination tournament and in most cases lacks a championship final match. The matches in the later half of the tournament could have no impact on the final outcome of the tournament. One team may not be in the running for the championship, so therefore may not give as much effort.

# Round Robin Tournament (cont.)

## When to Use the Round Robin format?

The best time to use a Round Robin tournament format is for a season/semester long event (you could use each round as a week long period) or for a shorter duration of time if you have a smaller number of teams. If the event, sport or activity is short in nature (as in Darts or Tug-O-War), you could perform a Round Robin Tournament on the same day or in a 2 day span of time.



## How to Use Round Robin format?

Decide the number of teams that will be participating in the activity or sporting event tournament and print the corresponding tournament from the form (s) under the Round Robin section below. The first round will be played until all of the teams have played or competed against each other. Once every game from Round 1 is complete , Round 2 will begin. This action will continue until all rounds are complete. The team with the best record after all games are completed wins the tournament. If two teams are tied the team that defeated the other team during play would place higher. The best way to keep up with the games' wins/losses is to circle the winning team on the lower boxes and tally the wins/losses in the boxes provided on the top of the sheet.

## 2. Single Elimination Tournament

A single-elimination tournament, also called a sudden death tournament, is a type of elimination tournament where the loser of each match or bracket is immediately eliminated from winning the championship or first prize in the event. Brackets are set and can be seeded (as they are in this TPT packet) so that this type of tournament can also be used after a season or round robin event as a playoff. **There are Single Elimination Bracket Sheets for 3 to 12 teams in this TPT packet.**



“Bye”

### Advantages?

The single-elimination tournament is valuable when the number of entries is large, time is short, and the number of playing areas is limited. Of all the tournaments, this one requires the fewest games and least amount of time.

### Disadvantages?

Half the participants are eliminated after one game, and only one-quarter of the participants remain after the second round. When more extensive participation is important and more playing areas and time are available, using this tournament is not advisable.



# Single Elimination Tournament (cont.)

## When to Use the Single Elimination format?

The best time to use a Single Elimination Tournament format is when you have a large number of teams and/or a short span of time. It can also be used when you need a playoff system to quickly eliminate teams. You would determine seeding for the single elimination by the standings at the conclusion of the previous playing period, usually from a Round robin format.



## How to Use Single Elimination format?

Decide the number of teams that will be participating in the activity or sporting event tournament and print the corresponding tournament from the bracket form(s) under the Single Elimination section below. If needed, seed the teams according to any previous tournament play from a Round Robin tournament or season-long play. The first round will be played and in odd number brackets, at least 1 team will always get a bye. Continue advancing the winning team through the brackets until a winner is declared at the end of the tournament.

# 3. Double Elimination Tournament

A double-elimination tournament is a type of elimination tournament competition in which a participant/team ceases to be eligible to win the tournament's championship upon having lost two games or matches. A winners and losers bracket makes up the framework for this type of tournament. The first round winners proceeding into the W Bracket and the losers proceeding into the L Bracket. **There are Double Elimination Bracket Sheets for 3 to 12 teams in this TPT packet.**

## Advantages?

The double elimination ensures that all entries play at least two games. Having a losers' bracket also gives teams an opportunity to play in the finals even with a loss.

## Disadvantages?

The major difficulties with the double elimination are that the second- and third-seeded players/teams play many games, particularly in the final rounds of the tournament, and it takes many rounds to complete. Also, this tournament type often does not use available areas efficiently as a Round Robin or Single Elimination Tournament.



# Double Elimination Tournament (cont.)

## When to Use the Double Elimination format?

The best time to use a Double Elimination tournament format is when you have several teams with a few venues and/or you have limited time in which to conduct your tournament. You may want to use it too if you want to be fair in giving teams the chance to advance through the tournament without being knocked out after only 1 loss.



“Bye, Bye”

## How to Use Double Elimination format?

Decide the number of teams that will be participating in the activity or sporting event tournament and print the corresponding tournament from the form (s) under the Double Elimination section below. The first round will be played with winning teams advancing to the winners bracket and losing teams dropping to the losers bracket.




# Double Elimination Tournament (cont.)

Each round of the losers Bracket is conducted in two stages, the first stage consisting of the winners of the previous stage (or losers of the very first round of competition) playing their matches, the second stage consisting of the winners of the first stage against the losers of that same round of the winning Bracket playing their matches.



The championship finals of a double elimination tournament is usually set up to be a possible two games. The rationale is that since the tournament is indeed double elimination, it is unfair to have the Winners' Bracket champion eliminated with its first loss. Therefore, while the Winners' Bracket champion needs to beat the Losers' Bracket champion only once to win the tournament, the Losers' Bracket champion must beat the Winners' Bracket champion twice.

A winner is declared as the team that advances through the tournament with 1 loss or less and win the final bracket game.



# Round Robin Brackets

## Tug-O-War Tournament - Teams

Team #	Team Name	Leader/Coach	Captain
1			
2			
3			
4			
5			
6			
7			
8			
9			
10			
11			
12			

# 4 Team Round Robin

Team 1

W L

--	--

Team 2

W L

--	--

Team 3

W L

--	--

Team 4

W L

--	--

Rd 1

Rd 2

Rd 3

2-1	4-2	4-1
3-4	1-3	2-3

**W = 1 points**  
**L = 0 Points**

# 5 Team Round Robin

Team 1	
W	L

Team 2	
W	L

Team 3	
W	L

Team 4	
W	L

Team 5	
W	L

Rd 1	Rd 2	Rd 3	Rd 4	Rd 5
1-4	3-1	5-3	2-5	4-2
2-3	4-5	1-2	3-4	5-1
5-Bye	2-Bye	4-Bye	1-Bye	3-Bye

**W = 1 points**  
**L = 0 Points**



# 6 Team Round Robin

Team 1	Team 2	Team 3	Team 4	Team 5	Team 6
W	W	W	W	W	W
L	L	L	L	L	L

Rd 1	Rd 2	Rd 3	Rd 4	Rd 5
2-1	3-4	6-4	4-1	5-6
3-6	6-1	2-3	5-3	1-3
4-5	2-5	1-5	6-2	4-2

**W = 1 points**  
**L = 0 Points**

# 7 Team Round Robin

Team 1		Team 2		Team 3		Team 4	
W	L	W	L	W	L	W	L

Team 5		Team 6		Team 7	
W	L	W	L	W	L

Rd 1	Rd 2	Rd 3	Rd 4	Rd 5	Rd 6	Rd 7
1-6	4-2	2-7	5-3	3-1	6-4	7-5
2-5	5-1	3-6	6-2	4-7	7-3	1-4
3-4	6-7	4-5	7-1	5-6	1-2	2-3
7-Bye	3-Bye	1-Bye	4-Bye	2-Bye	5-Bye	6-Bye

**W = 1 points**

**L = 0 Points**

# 8 Team Round Robin

Team 1 W L	Team 2 W L	Team 3 W L	Team 4 W L
<div></div>	<div></div>	<div></div>	<div></div>
Team 5 W L	Team 6 W L	Team 7 W L	Team 8 W L
<div></div>	<div></div>	<div></div>	<div></div>

Rd 1	Rd 2	Rd 3	Rd 4	Rd 5	Rd 6	Rd 7
2-1	3-4	6-2	7-5	1-3	4-5	7-3
3-8	1-7	7-8	8-4	4-2	8-1	8-2
4-7	8-6	4-1	2-3	5-8	2-7	1-5
5-6	2-5	5-3	6-1	6-7	3-6	6-4

**W = 1 points**  
**L = 0 Points**

# 9 Team Round Robin

Team 1 W L	Team 2 W L	Team 3 W L	Team 4 W L	Team 5 W L
<div></div>	<div></div>	<div></div>	<div></div>	<div></div>
Team 6 W L	Team 7 W L	Team 8 W L	Team 9 W L	
<div></div>	<div></div>	<div></div>	<div></div>	

Rd 1	Rd 2	Rd 3	Rd 4	Rd 5	Rd 6	Rd 7	Rd 8	Rd 9
1-8	5-3	2-9	6-4	3-1	7-5	4-2	8-6	9-7
2-7	6-2	3-8	7-3	4-9	8-4	5-1	9-5	1-6
3-6	7-1	4-7	8-2	5-8	9-3	6-9	1-4	2-5
4-5	8-9	5-6	9-1	6-7	1-2	7-8	2-3	3-4
9-Bye	4-Bye	1-Bye	5-Bye	2-Bye	6-Bye	3-Bye	7-Bye	8-Bye

**W = 1 points**  
**L = 0 Points**

# 10 Team Round Robin

Team 1 W L	Team 2 W L	Team 3 W L	Team 4 W L	Team 5 W L
<div></div>	<div></div>	<div></div>	<div></div>	<div></div>
Team 6 W L	Team 7 W L	Team 8 W L	Team 9 W L	Team 10 W L
<div></div>	<div></div>	<div></div>	<div></div>	<div></div>

Rd 1	Rd 2	Rd 3	Rd 4	Rd 5	Rd 6	Rd 7	Rd 8	Rd 9
2-1	2-3	6-9	10-6	5-3	1-9	5-1	5-6	9-3
3-10	1-7	7-8	2-5	6-2	10-8	6-4	1-10	10-2
4-9	8-6	3-1	3-4	7-10	2-7	7-3	2-9	6-1
5-8	9-5	4-2	1-8	8-9	3-6	8-2	3-8	7-5
6-7	10-4	5-10	9-7	4-1	4-5	9-10	4-7	8-4

**W = 1 points**

**L = 0 Points**



# 11 Team Round Robin

Team 1 W L	Team 2 W L	Team 3 W L	Team 4 W L	Team 5 W L	Team 6 W L
<input type="text"/>	<input type="text"/>	<input type="text"/>	<input type="text"/>	<input type="text"/>	<input type="text"/>
Team 7 W L	Team 8 W L	Team 9 W L	Team 10 W L	Team 11 W L	
<input type="text"/>	<input type="text"/>	<input type="text"/>	<input type="text"/>	<input type="text"/>	

Rd 1	Rd 2	Rd 3	Rd 4	Rd 5	Rd 6	Rd 7	Rd 8	Rd 9	Rd 10	Rd 11
1-10	6-4	2-11	7-5	3-1	8-6	4-2	9-7	5-3	10-8	11-9
2-9	7-3	3-10	8-4	4-11	9-5	5-1	10-6	6-2	11-7	1-8
3-8	8-2	4-9	9-3	5-10	10-4	6-11	11-5	7-1	1-6	2-7
4-7	9-1	5-8	10-2	6-9	11-3	7-10	1-4	8-11	2-5	3-6
5-6	10-11	6-7	11-1	7-8	1-2	8-9	2-3	9-10	3-4	4-5
11-Bye	5-Bye	1-Bye	6-Bye	2-Bye	7-Bye	3-Bye	8-Bye	4-Bye	9-Bye	10-Bye


**W = 1 points**  
**L = 0 Points**

# 12 Team Round Robin

Team 1 W L	Team 2 W L	Team 3 W L	Team 4 W L	Team 5 W L	Team 6 W L
<div></div>	<div></div>	<div></div>	<div></div>	<div></div>	<div></div>
Team 7 W L	Team 8 W L	Team 9 W L	Team 10 W L	Team 11 W L	Team 12 W L
<div></div>	<div></div>	<div></div>	<div></div>	<div></div>	<div></div>

Rd 1	Rd 2	Rd 3	Rd 4	Rd 5	Rd 6	Rd 7	Rd 8	Rd 9	Rd 10	Rd 11
2-1	12-2	5-8	8-2	12-8	4-2	8-1	11-12	4-7	7-12	11-7
3-12	1-7	6-7	9-12	2-7	5-12	9-7	6-1	5-6	8-11	12-6
4-11	8-6	12-1	10-11	3-6	6-11	10-6	7-5	1-11	9-10	2-5
5-10	9-5	2-11	1-5	4-5	7-10	11-5	8-4	12-10	4-1	3-4
6-9	10-4	3-10	6-4	10-1	8-9	12-4	9-3	2-9	5-3	1-9
7-8	11-3	4-9	7-3	11-9	1-3	2-3	10-2	3-8	6-2	10-8

**W = 1 points**  
**L = 0 Points**

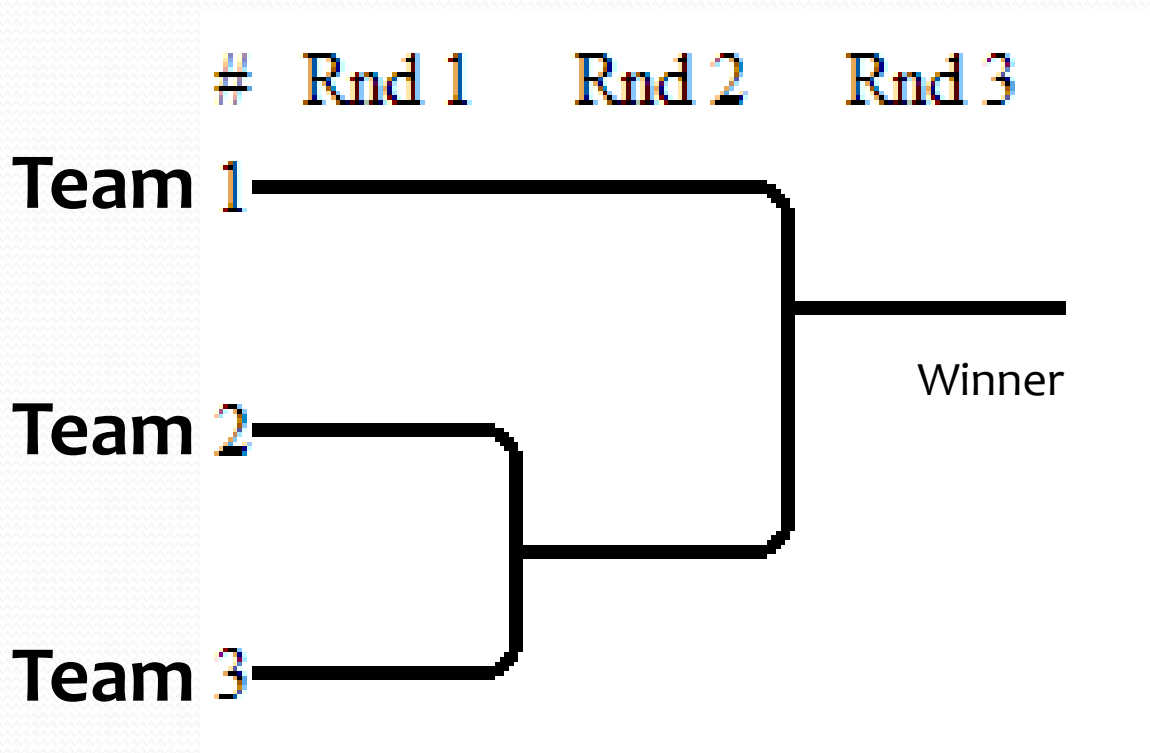


# Single Elimination Brackets (Seeded for Playoffs if Needed)

## Tug-O-War Tournament - Teams

Team #	Team Name	Leader/Coach	Captain
1			
2			
3			
4			
5			
6			
7			
8			
9			
10			
11			
12			

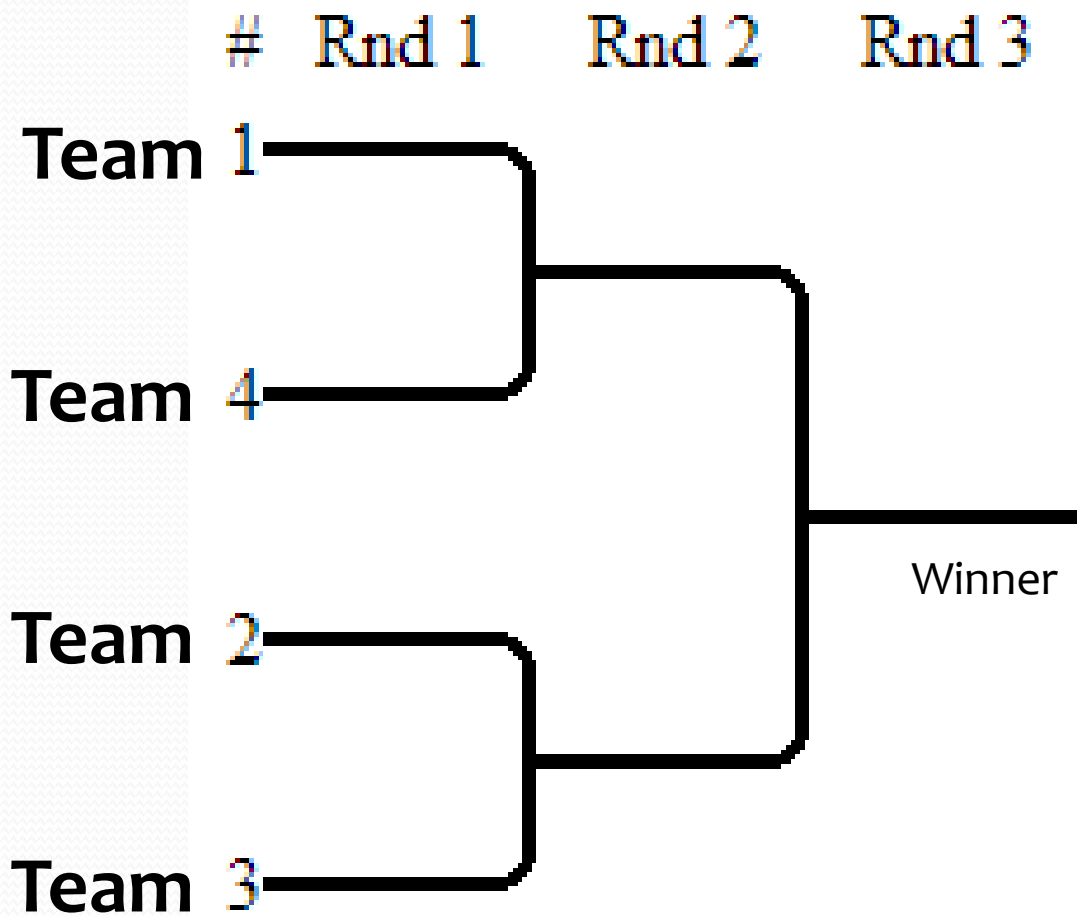
## Single Elimination



# 3 Team

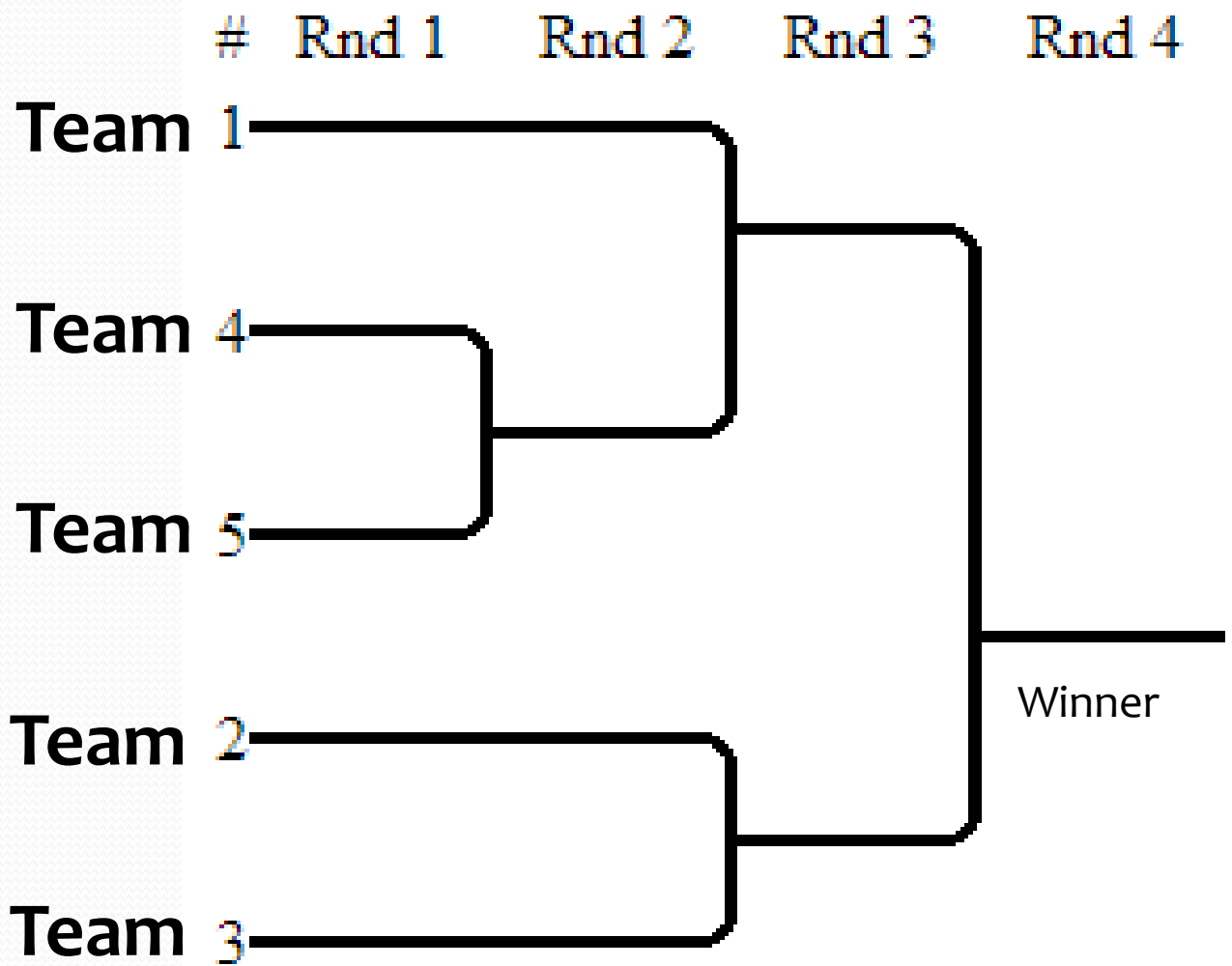


## Single Elimination



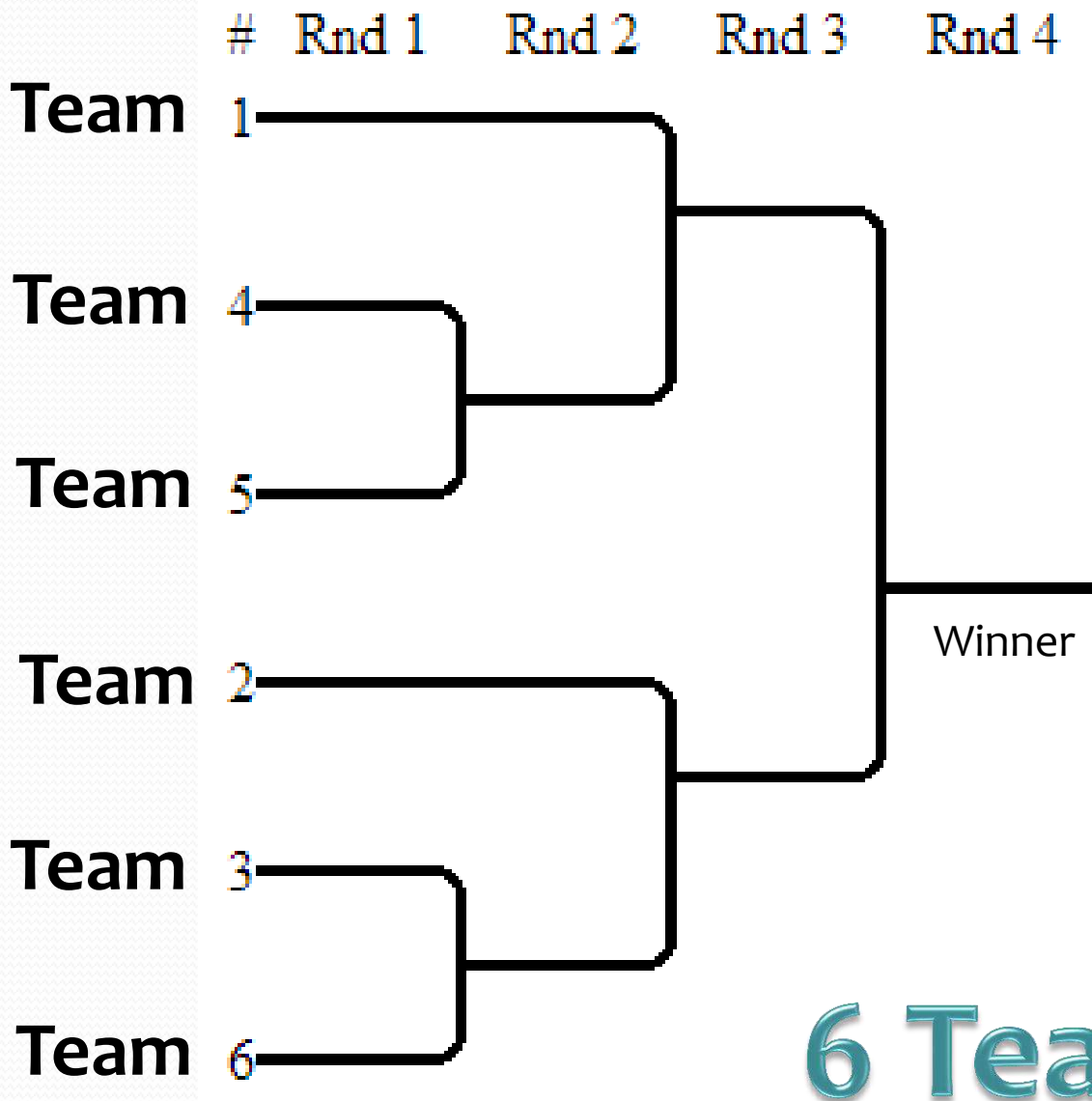
# 4 Team

## Single Elimination



# 5 Team

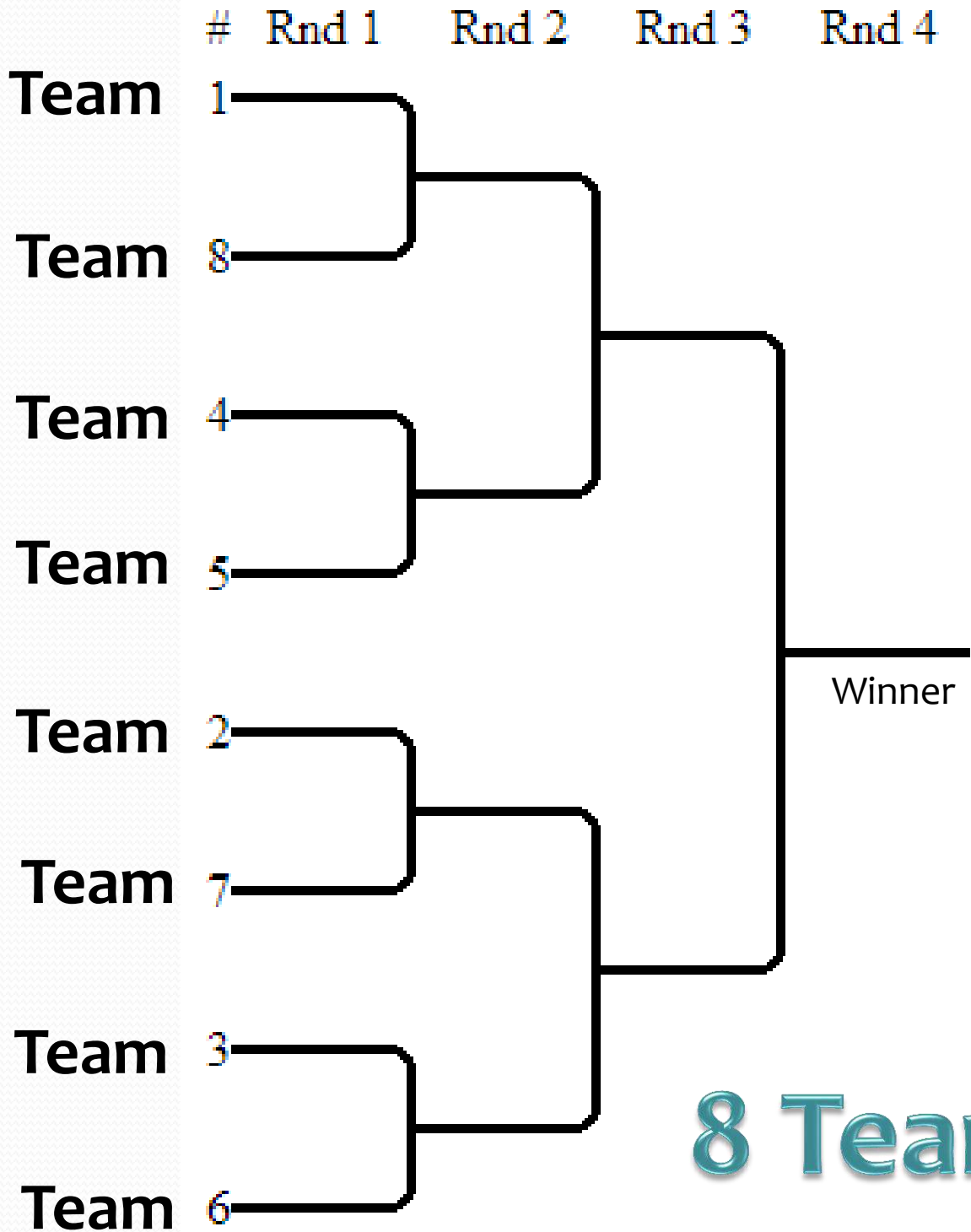
## Single Elimination



## Single Elimination



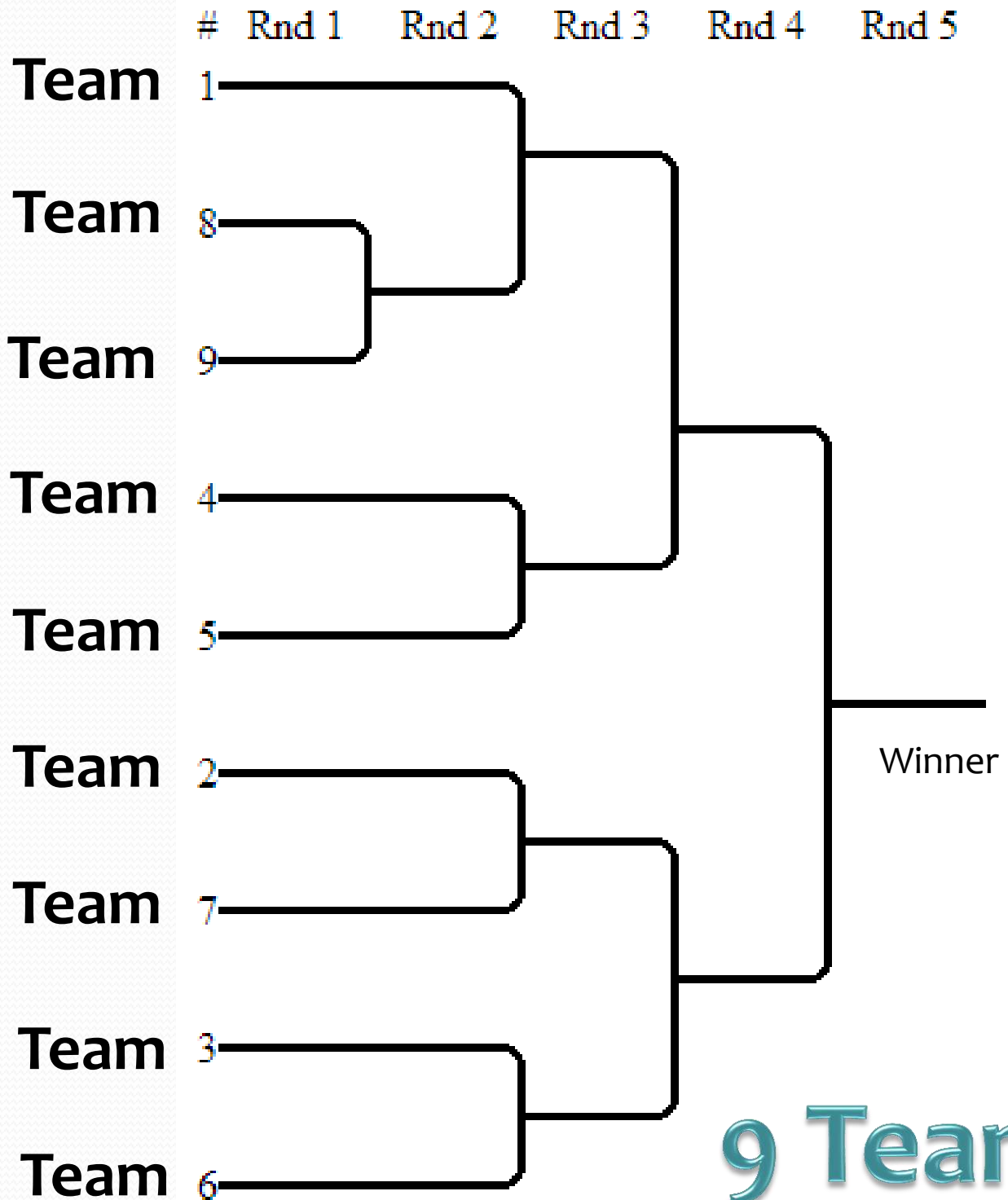
## Single Elimination



8 Team

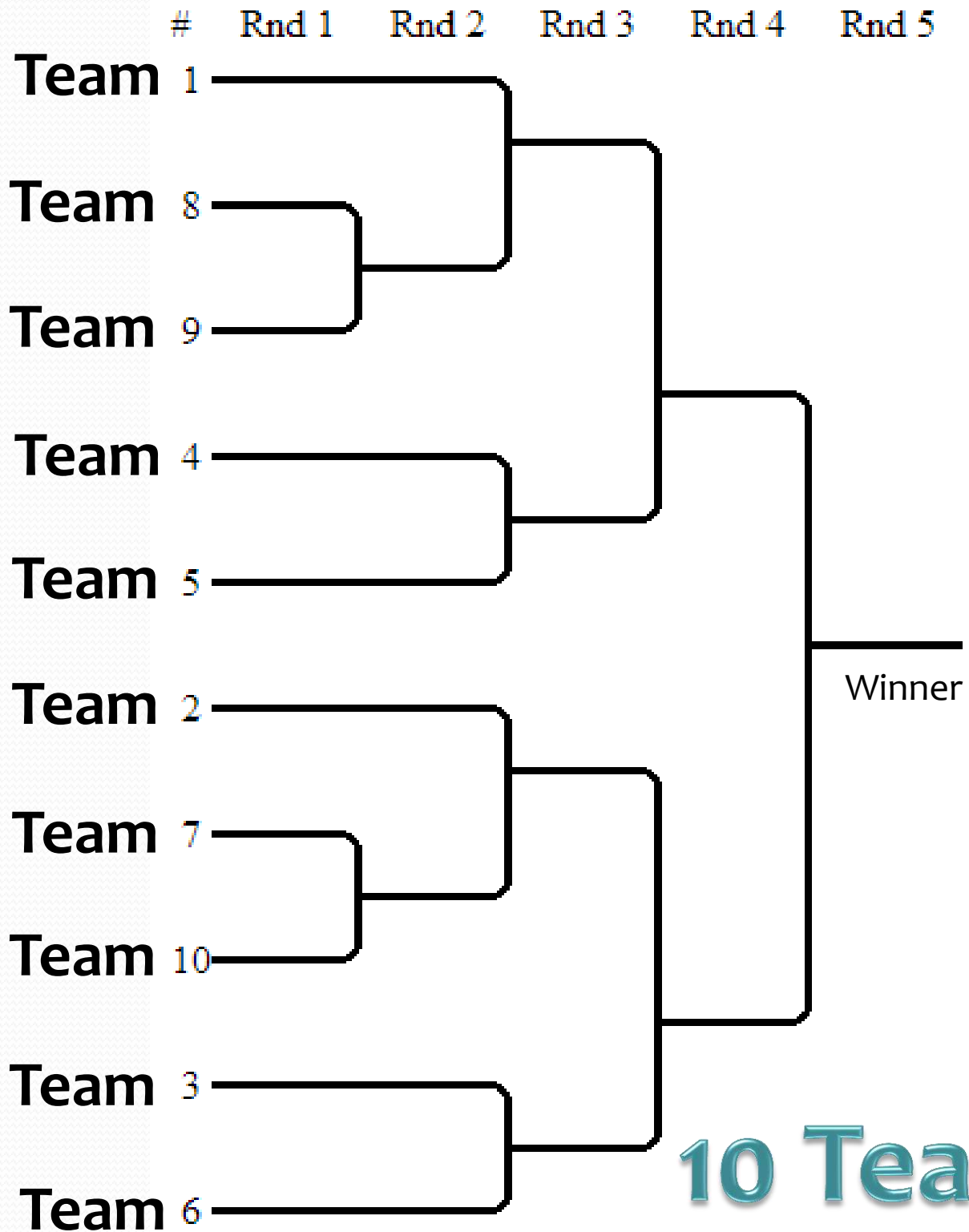


## Single Elimination

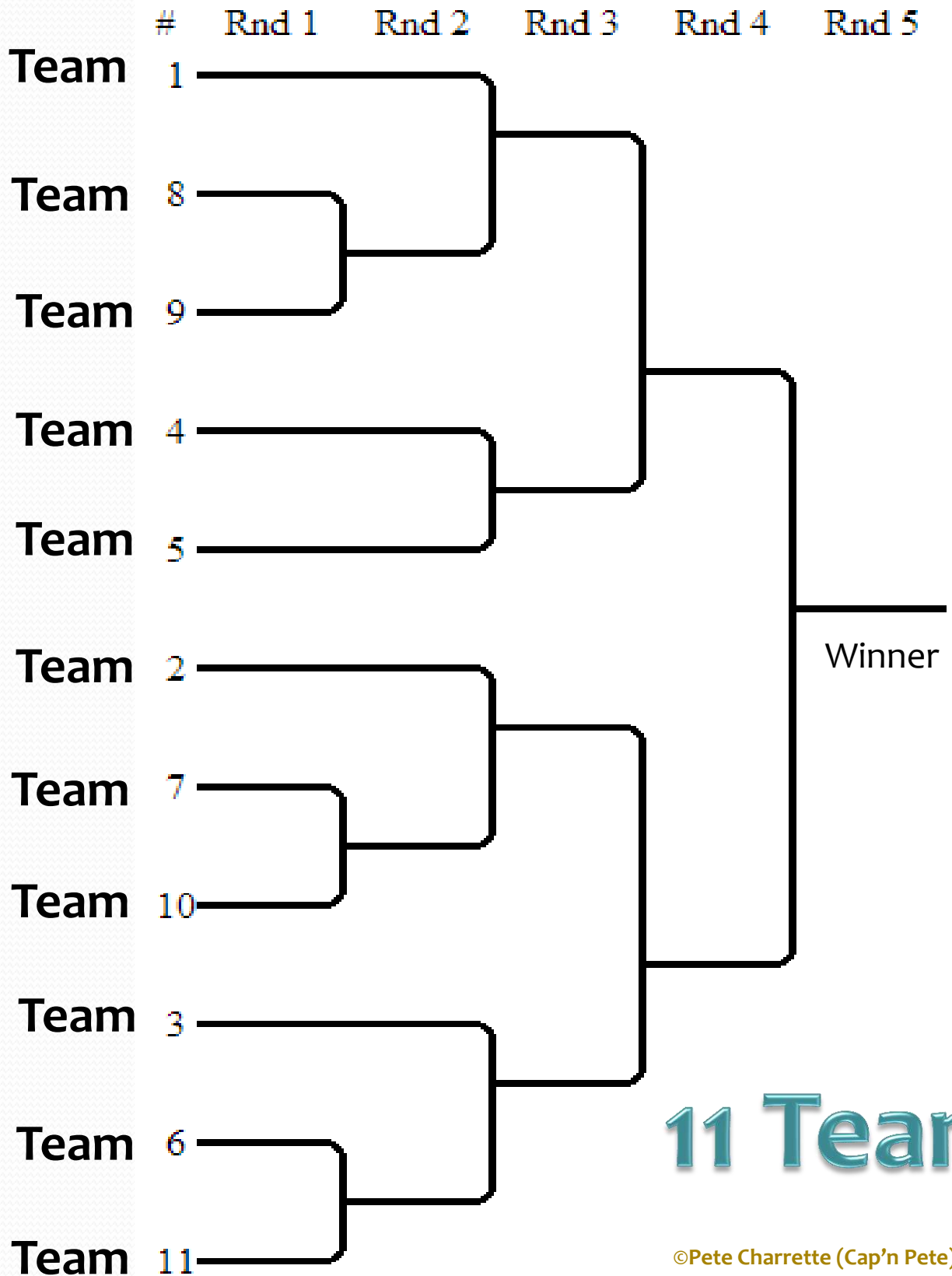


# 9 Team

# Single Elimination

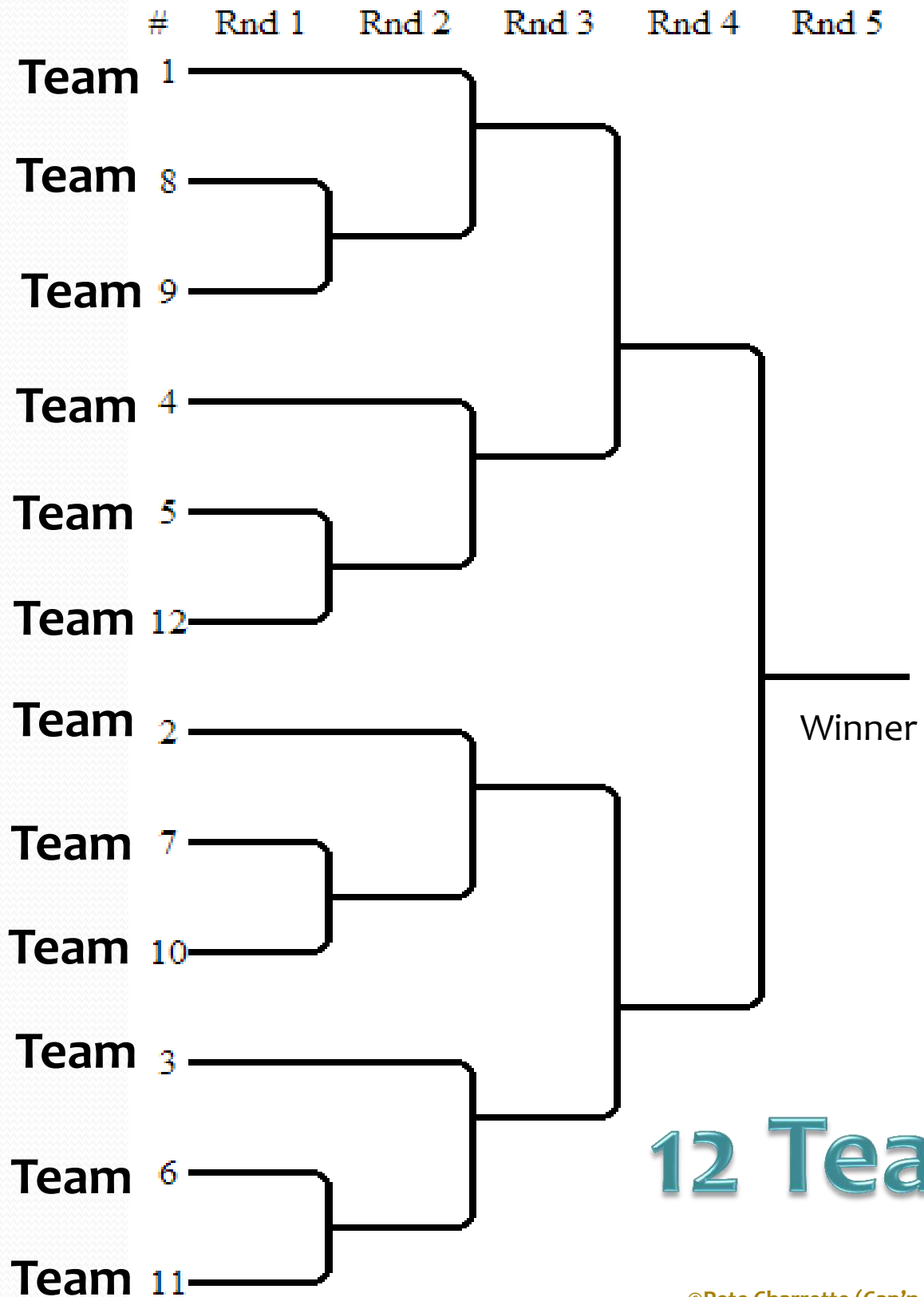



# Single Elimination



11 Team

# Single Elimination





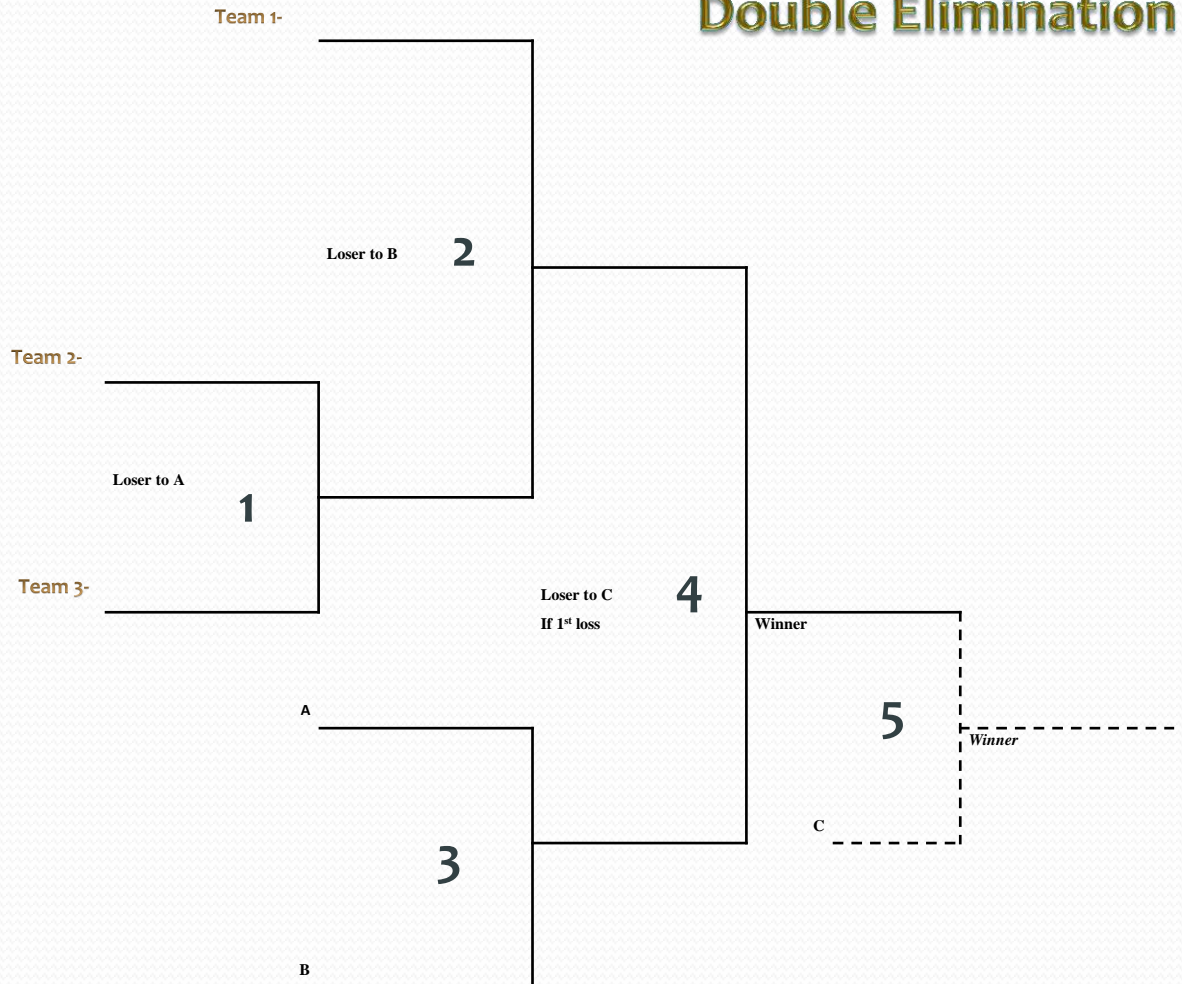
# Double Elimination Brackets (Non-Seeded)

## Tug-O-War Tournament - Teams

Team #	Team Name	Leader/Coach	Captain
1			
2			
3			
4			
5			
6			
7			
8			
9			
10			
11			
12			

Winners  
Bracket

## Double Elimination

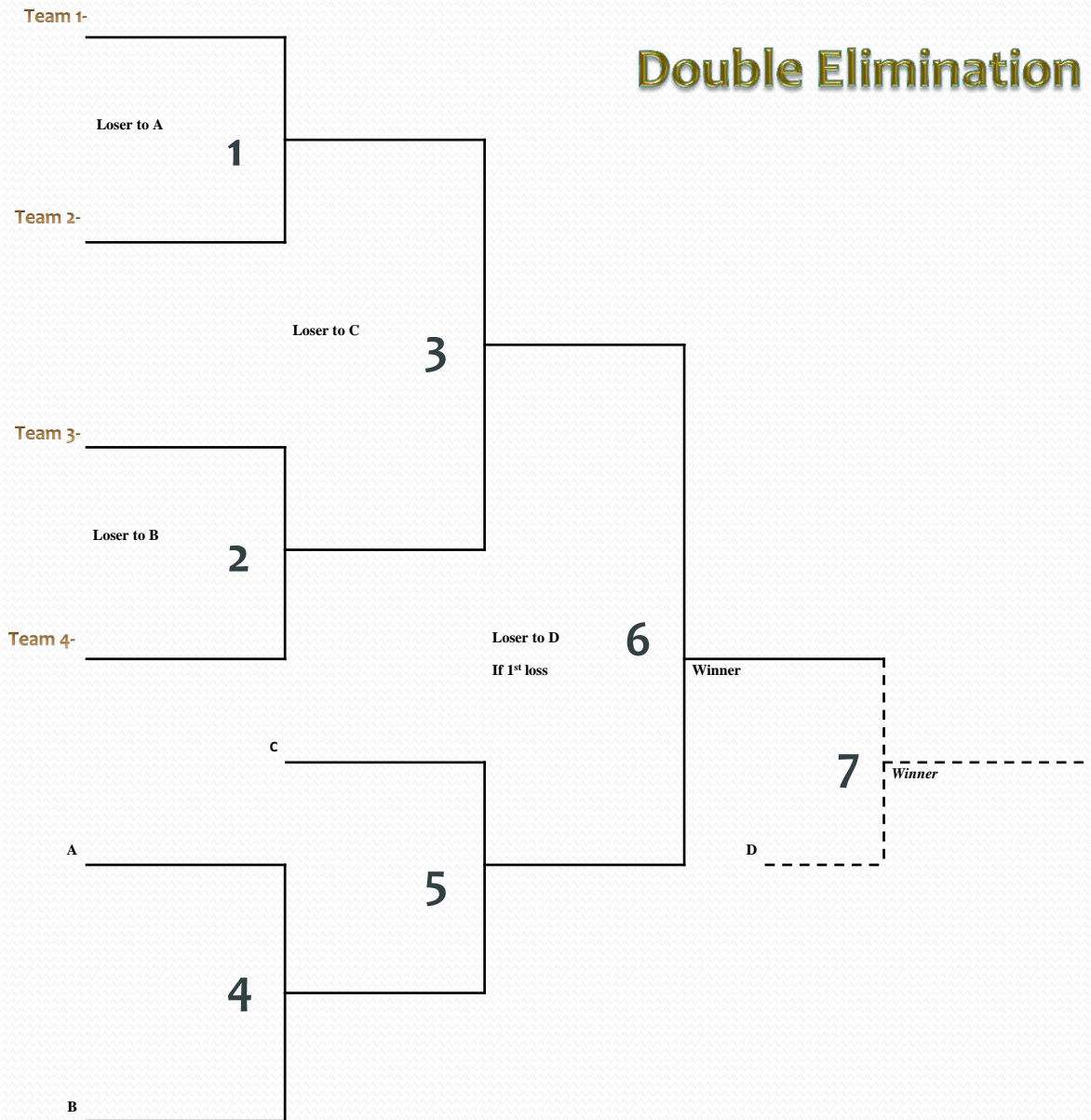


# 3 Team

Losers  
Bracket



Winners  
Bracket



Losers  
Bracket

**4 Team**

Winners  
Bracket

# Double Elimination



# 5 Team

Losers  
Bracket

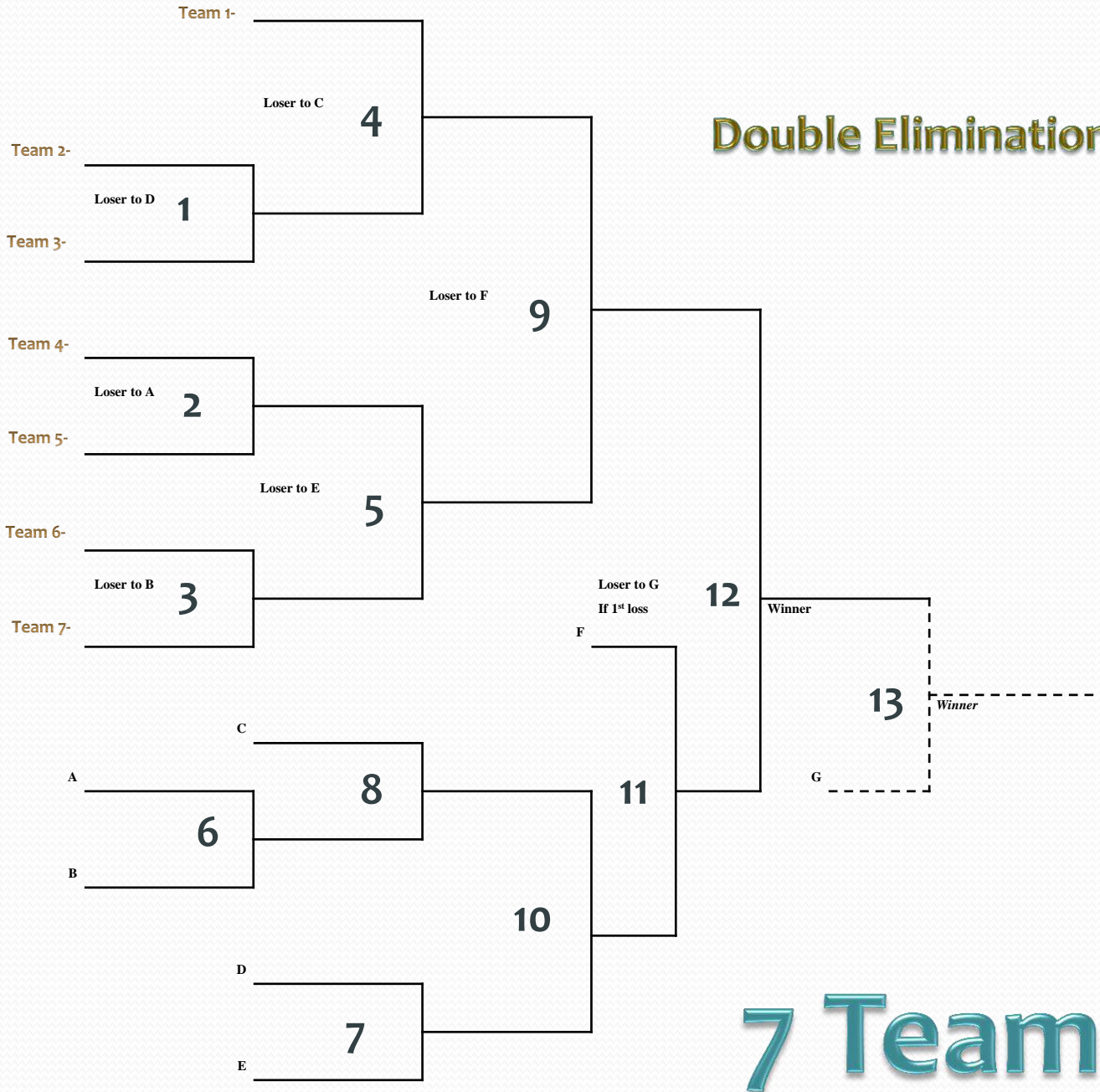
Winners  
Bracket




Losers  
Bracket

Winners  
Bracket

## Double Elimination



Losers  
Bracket



Team 1-

Loser to A

1

Team 2-

Loser to F

7

Team 3-

Loser to B

2

Team 4-

Loser to G

11

Team 5-

Loser to C

3

Team 6-

Loser to e

8

Team 7-

Loser to D

4

Team 8-

Loser to H  
If 1<sup>st</sup> loss

14

Winner

15

Winner

E

A

5

B

9

13

H

12

F

C

10

D

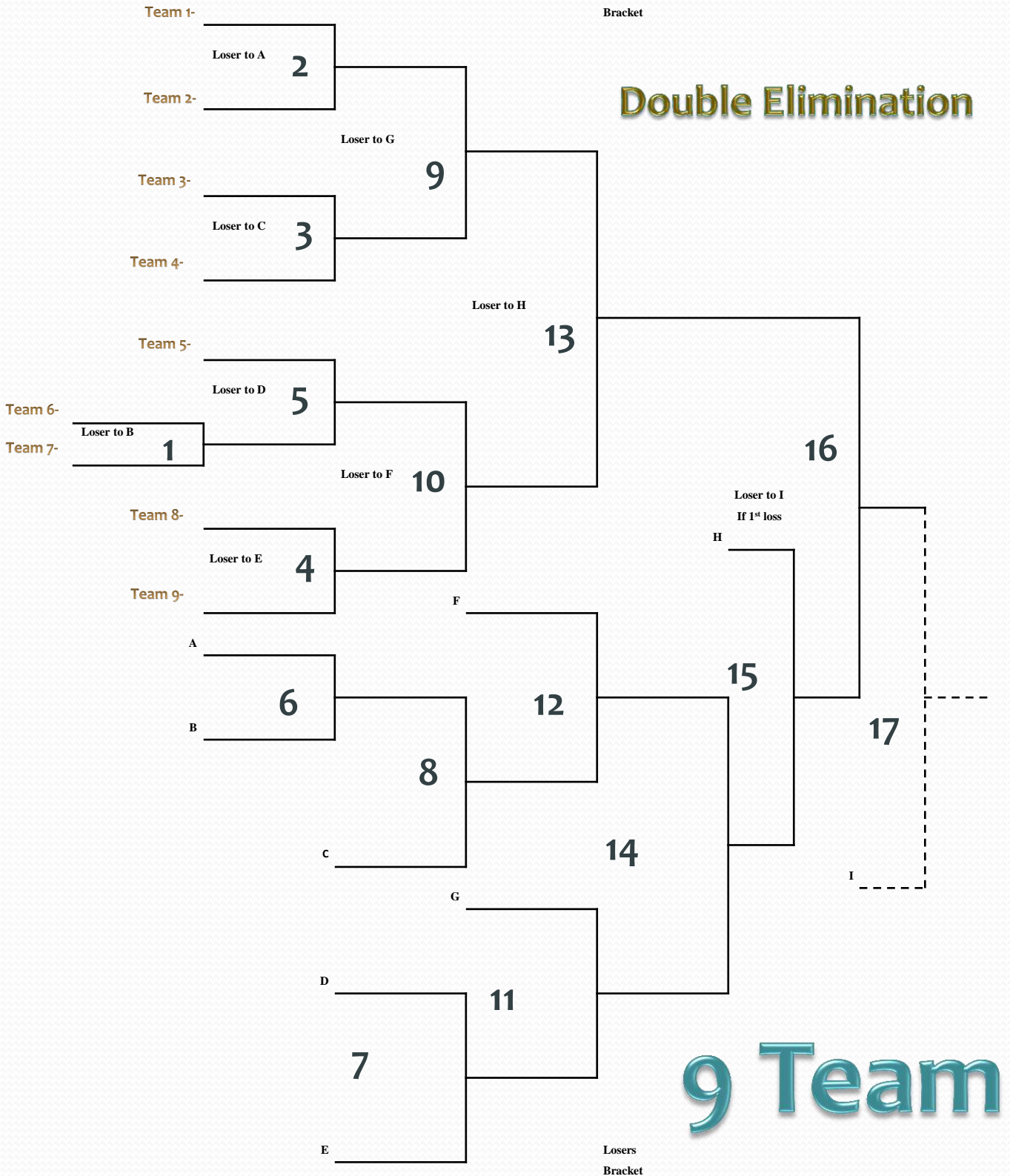
6

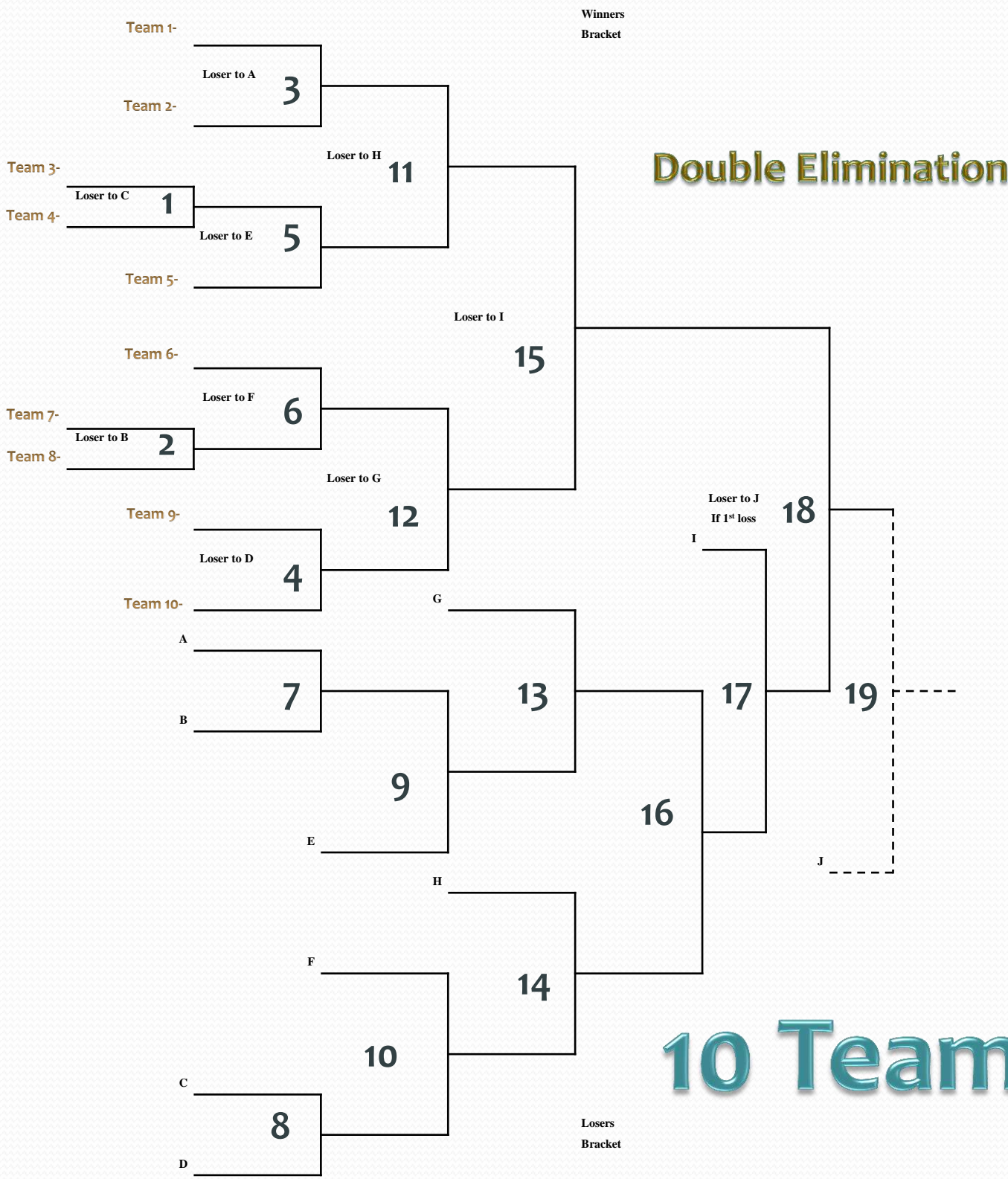

8 Team

Losers  
Bracket

Winners  
Bracket

## Double Elimination

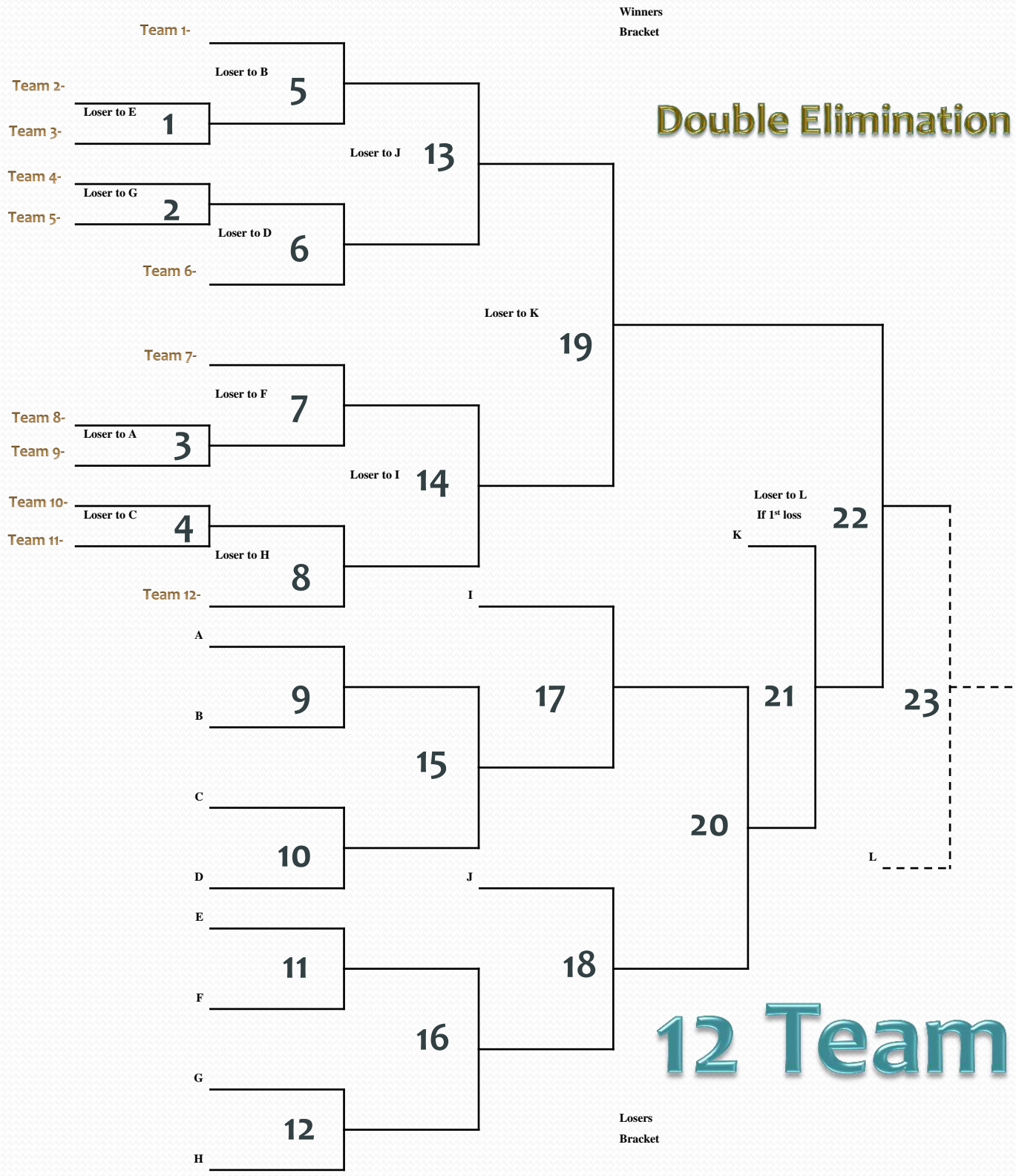







# 11 Team







The original purchaser of this document is granted permission to copy for teaching purposes only. If you are NOT the original purchaser, please download the item from my store before making any copies. Redistributing, editing, selling, or posting this item or any part thereof on the Internet are strictly prohibited without first gaining permission from the author. Violations are subject to the penalties of the Digital Millennium Copyright Act.

Please contact me ([pete.charrette@gmail.com](mailto:pete.charrette@gmail.com)) if you wish to be granted special permission.

Please take a look at [Cap'n Pete's PE Blog](#) which was just named as one of the Top 100 PE resources by [physicaleducationdegree.org](http://physicaleducationdegree.org) for many more links, resources and general PE information

You can't go wrong when using this Tug-O-War Tournament resource....your students will love you for it!!!!

# Tournament



# Brackets