

A decorative graphic in the top-left corner consisting of two overlapping parallelograms. The front one is blue and the back one is a light greenish-blue. Both are tilted at an angle.

# Tone & Mood

A decorative graphic in the top-left corner consisting of two overlapping parallelograms. The front one is blue and the back one is a light greenish-blue. Both are tilted at an angle.

# Tone & Mood

# Tone

The author's attitude  
towards a subject

Can be positive or negative

It's easier to  
show tone  
through speech.



I didn't say  
you stole  
my red hat.

I didn't say  
you stole  
my red hat.

I didn't say  
you stole  
my red hat.

I didn't say  
you stole  
my red hat.



I didn't say  
you stole  
my red hat.

I didn't say  
you stole  
my red hat.

I didn't say  
you stole  
my red hat.

I didn't say  
you stole  
my red hat.



## How to determine TONE?

- Ask yourself “How does the author seem to feel about this subject?”
- “Based on the word choice the author feels...”

# Tone can be created through:

- Word Choice (Diction)
- Punctuation



# Mood

The reader's emotions after reading

Can be positive or negative

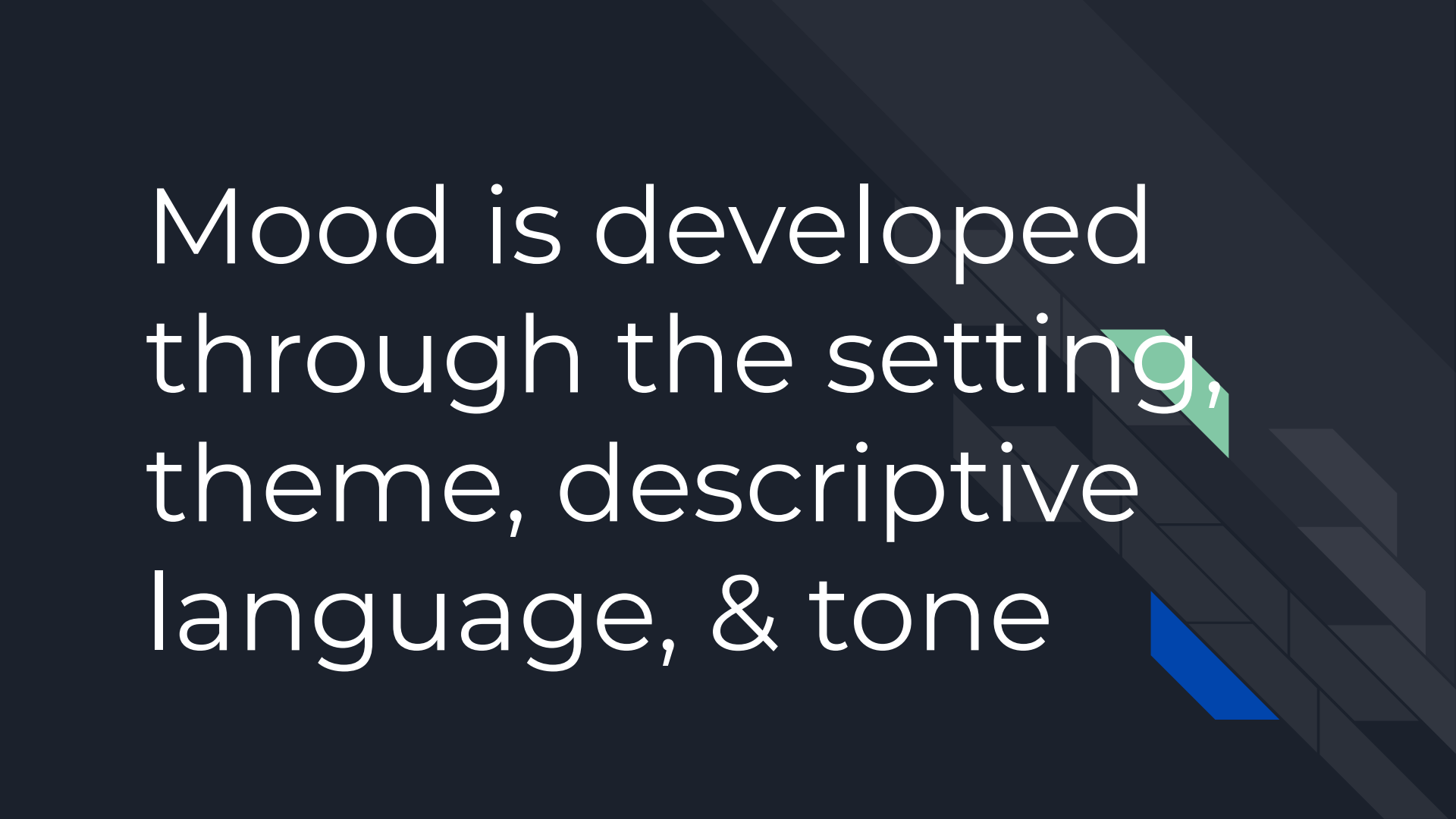


## How to determine MOOD?


- Ask yourself “What is the reader’s emotional response to this topic?”
- “How does the author want the reader to feel?”



Mood is developed  
through the setting,  
theme, descriptive  
language, & tone

The background features a series of dark gray, three-dimensional rectangular blocks arranged in a perspective view, receding towards the right. Overlaid on these blocks is a large, semi-transparent triangle that transitions from a light green color at the top to a bright blue color at the bottom. The text is rendered in a clean, white, sans-serif font, positioned on the left side of the image.

# Practice Time



## Positive Tone



## Negative Tone



"You're as cuddly as a cactus ;  
You're as charming as an eel, Mr.  
Grinch"

"Your soul is an appalling dump  
heap"

"Frosty the snowman was a jolly  
happy soul; With a corncob pipe  
and a button nose and two eyes  
made out of coal"

"Man it doesn't show signs of  
stopping. But I brought some corn  
for popping."

Positive **Tone**

"Frosty the snowman was a jolly happy soul;  
With a corncob pipe and a button nose  
and two eyes made out of coal"

"Man it doesn't show signs of stopping. But I brought some corn for popping."



## Negative Tone

"You're as cuddly as a cactus ;  
You're as charming as an eel, Mr.  
Grinch"

"Your soul is an appalling dump heap"





## Positive Mood



## Negative Mood



"Last Christmas, I gave you my heart.  
But the very next day, you gave it away."

"A star, a star dancing in the night."

"Walking in a winter wonderland."

You see she's been sick for quite a while  
And I know these shoes would make her smile;  
And I want her to look beautiful if  
mama meets Jesus tonight.

## Positive Mood

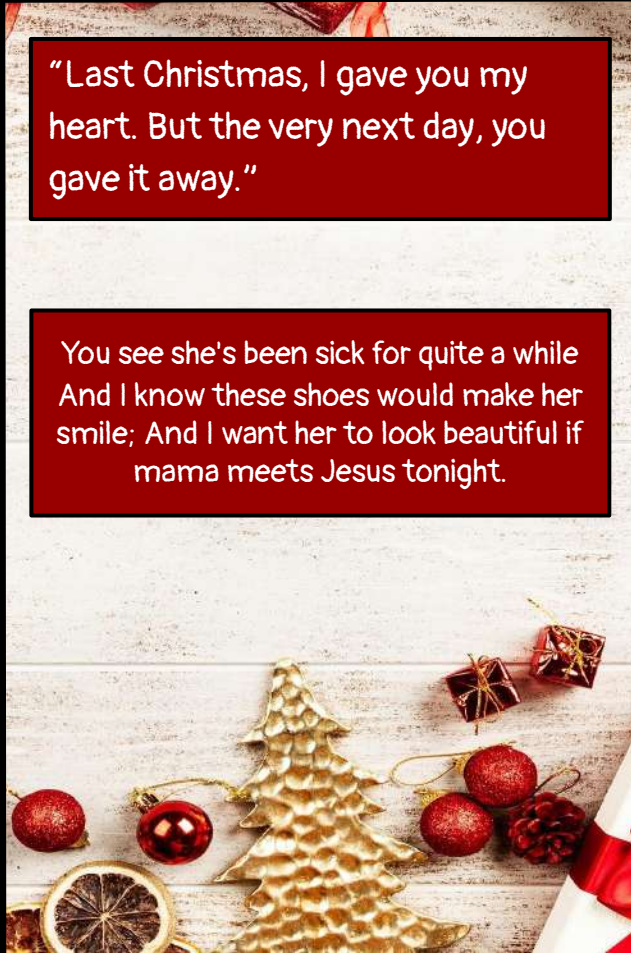
"A star, a star dancing in the night."

"Walking in a winter wonderland."

## Negative Mood

"Last Christmas, I gave you my heart. But the very next day, you gave it away."

You see she's been sick for quite a while  
And I know these shoes would make her smile;  
And I want her to look beautiful if  
mama meets Jesus tonight.





# Positive

Mood/Tone Words

# Negative

Mood/Tone Words

# Neutral Tone and Mood Words

## Word Bank

**WHIMSICAL**

**MELANCHOLY**

**CHEERFUL**

**CALM**

**OMINOUS**

**NOSTALGIC**

**EERIE**

**JUBILANT**

**FOREBODING**

**AMUSED**

# **Positive**

## **Mood/Tone Words**

**WHIMSICAL**

**CHEERFUL**

**JUBILANT**

**AMUSED**

# **Negative**

## **Mood/Tone Words**

**OMINOUS**

**EERIE**

**MELANCHOLY**

**FOREBODING**

## **Neutral Tone and Mood Words**

**CALM**

**NOSTALGIC**

## Word Bank



**Positive**  
Mood/Tone Words

**Negative**  
Mood/Tone Words

**Neutral Tone and Mood Words**

Word Bank

**REFLECTIVE**

**HUMOROUS**

**GRIM**

**FANCIFUL**

**DESOLATE**

**SOMBER**

**TRAGIC**

**ENTHRALLED**

**SULLEN**

**ECSTATIC**

# Positive

Mood/Tone Words

**HUMOROUS**

**FANCIFUL**

**ECSTATIC**

**ENTHRALLED**

# Negative

Mood/Tone Words

**GRIM**

**DESOLATE**

**TRAGIC**

**SULLEN**

**SOMBER**

# Neutral Tone and Mood Words

**REFLECTIVE**

## Word Bank



# The mood is the reader's emotional reaction.

After watching both videos, 1) Determine if the mood is positive or negative. 2) Choose the best evidence to support your decision, 3) Choose the BEST word to describe the mood.



<b>Positive</b>  <b>Or</b>  <b>Negative</b>	Author's choice of setting to create the atmosphere.  Author's use of humor and characterization.	<b><u>MELANCHOLY</u></b> <b><u>WHIMSICAL</u></b> <b><u>OMINOUS</u></b> <b><u>HUMOROUS</u></b>
<b>Positive</b>  <b>Or</b>  <b>Negative</b>	Author's choice of setting to create the atmosphere.  Author's use of humor and characterization.	<b><u>MELANCHOLY</u></b> <b><u>WHIMSICAL</u></b> <b><u>OMINOUS</u></b> <b><u>HUMOROUS</u></b>

# The mood is the reader's emotional reaction.

After watching both videos, 1) Determine if the mood is positive or negative. 2) Choose the best evidence to support your decision, 3) Choose the BEST word to describe the mood.



<b>Positive</b>  <b>Or</b> <b>Negative</b>	<b>Author's choice of setting to create the atmosphere.</b>  Author's use of humor and characterization.	<b><u>MELANCHOLY</u></b> <b><u>WHIMSICAL</u></b> <b><u>OMINOUS</u></b> <b><u>HUMOROUS</u></b>
<b>Positive</b>  <b>Or</b> <b>Negative</b>	Author's choice of setting to create the atmosphere.  <b>Author's use of humor and characterization.</b>	<b><u>MELANCHOLY</u></b> <b><u>WHIMSICAL</u></b> <b><u>OMINOUS</u></b> <b><u>HUMOROUS</u></b>

# Tone

The author's attitude  
towards a subject

Can be positive or negative

It's easier to  
show tone  
through speech.



I didn't say  
you stole  
my red hat.

I didn't say  
you stole  
my red hat.



I didn't say  
you stole  
my red hat.

I didn't say  
you stole  
my red hat.

I didn't say  
you stole  
my red hat.

I didn't say  
you stole  
my red hat.

I didn't say  
you stole  
my red hat.

I didn't say  
you stole  
my red hat.



## How to determine TONE?

- Ask yourself “How does the author seem to feel about this subject?”
- “Based on the word choice the author feels...”



# Tone can be created through:

- Word Choice (Diction)
- Punctuation



# Mood

The reader's emotions after reading

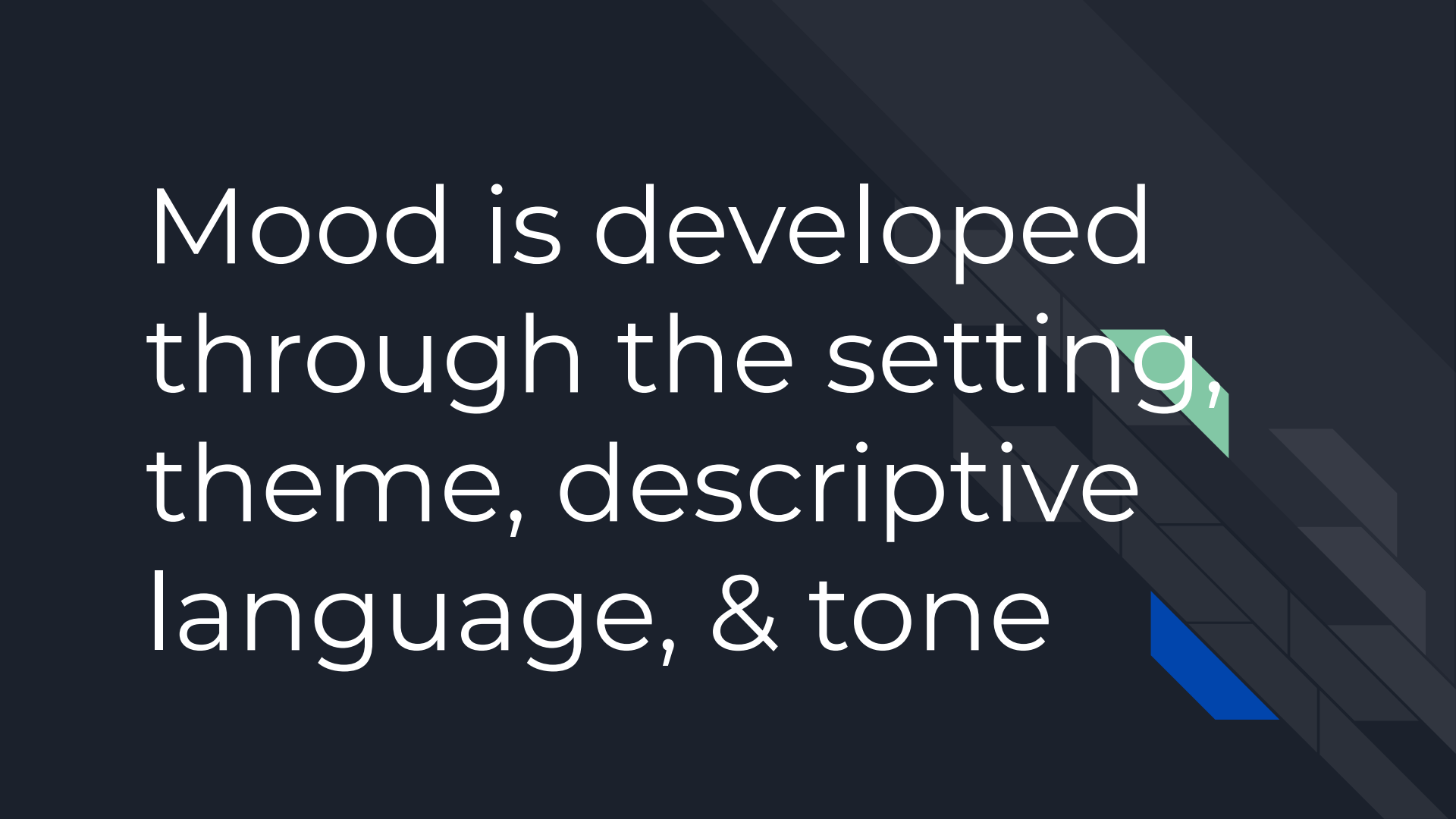
Can be positive or negative




## How to determine MOOD?

- Ask yourself “What is the reader’s emotional response to this topic?”
- “How does the author want the reader to feel?”

Mood is developed  
through the setting,  
theme, descriptive  
language, & tone

The background features a series of dark gray, three-dimensional rectangular blocks arranged in a perspective view, receding towards the right. Overlaid on these blocks is a large, semi-transparent triangle that transitions from a light green color at the top to a bright blue color at the bottom. The text is rendered in a clean, white, sans-serif font, positioned on the left side of the image.

# Practice Time



## Positive Tone



## Negative Tone



"You're as cuddly as a cactus ;  
You're as charming as an eel, Mr.  
Grinch"

"Your soul is an appalling dump  
heap"

"Frosty the snowman was a jolly  
happy soul; With a corncob pipe  
and a button nose and two eyes  
made out of coal"

"Man it doesn't show signs of  
stopping. But I brought some corn  
for popping."

# Positive Tone

"Frosty the snowman was a jolly  
happy soul; With a corncob pipe  
and a button nose and two eyes  
made out of coal"


"Man it doesn't show signs of stopping. But I brought some corn for popping."



## Negative Tone

"You're as cuddly as a cactus ;  
You're as charming as an eel, Mr.  
Grinch"

**"Your soul is an appalling dump heap"**





## Positive Mood



## Negative Mood



"Last Christmas, I gave you my heart.  
But the very next day, you gave it away."

"A star, a star dancing in the night."

"Walking in a winter wonderland."

You see she's been sick for quite a while  
And I know these shoes would make her smile;  
And I want her to look beautiful if  
mama meets Jesus tonight.



## Positive Mood

"A star, a star dancing in the night."

"Walking in a winter wonderland."

## Negative Mood

"Last Christmas, I gave you my heart. But the very next day, you gave it away."

You see she's been sick for quite a while  
And I know these shoes would make her smile;  
And I want her to look beautiful if  
mama meets Jesus tonight.

# Positive

Mood/Tone Words

# Negative

Mood/Tone Words

# Neutral Tone and Mood Words

## Word Bank

**WHIMSICAL**

**MELANCHOLY**

**CHEERFUL**

**CALM**

**OMINOUS**

**NOSTALGIC**

**EERIE**

**JUBILANT**

**FOREBODING**

**AMUSED**



# **Positive**

## **Mood/Tone Words**

**WHIMSICAL**

**CHEERFUL**

**JUBILANT**

**AMUSED**

# **Negative**

## **Mood/Tone Words**

**OMINOUS**

**EERIE**

**MELANCHOLY**

**FOREBODING**

## **Neutral Tone and Mood Words**

**CALM**

**NOSTALGIC**

## Word Bank

**Positive**  
Mood/Tone Words

**Negative**  
Mood/Tone Words

**Neutral Tone and Mood Words**

Word Bank

**REFLECTIVE**

**HUMOROUS**

**GRIM**

**FANCIFUL**

**DESOLATE**

**SOMBER**

**TRAGIC**

**ENTHRALLED**

**SULLEN**

**ECSTATIC**



# Positive

## Mood/Tone Words

**HUMOROUS**

**FANCIFUL**

**ECSTATIC**

**ENTHRALLED**

# Negative

## Mood/Tone Words

**GRIM**

**DESOLATE**

**TRAGIC**

**SULLEN**

**SOMBER**

## Word Bank

## Neutral Tone and Mood Words

**REFLECTIVE**

# The mood is the reader's emotional reaction.

After watching both videos, 1) Determine if the mood is positive or negative. 2) Choose the best evidence to support your decision, 3) Choose the BEST word to describe the mood.



<b>Positive</b>  <b>Or</b>  <b>Negative</b>	Author's choice of setting to create the atmosphere.  Author's use of humor and characterization.	<b><u>MELANCHOLY</u></b> <b><u>WHIMSICAL</u></b> <b><u>OMINOUS</u></b> <b><u>HUMOROUS</u></b>
<b>Positive</b>  <b>Or</b>  <b>Negative</b>	Author's choice of setting to create the atmosphere.  Author's use of humor and characterization.	<b><u>MELANCHOLY</u></b> <b><u>WHIMSICAL</u></b> <b><u>OMINOUS</u></b> <b><u>HUMOROUS</u></b>



# The mood is the reader's emotional reaction.

After watching both videos, 1) Determine if the mood is positive or negative. 2) Choose the best evidence to support your decision, 3) Choose the BEST word to describe the mood.



<b>Positive</b>  <b>Or</b> <b>Negative</b>	<b>Author's choice of setting to create the atmosphere.</b>  Author's use of humor and characterization.	<b><u>MELANCHOLY</u></b>  <b><u>WHIMSICAL</u></b>  <b><u>OMINOUS</u></b>  <b><u>HUMOROUS</u></b>
<b>Positive</b>  <b>Or</b> <b>Negative</b>	Author's choice of setting to create the atmosphere.  <b>Author's use of humor and characterization.</b>	<b><u>MELANCHOLY</u></b>  <b><u>WHIMSICAL</u></b>  <b><u>OMINOUS</u></b>  <b><u>HUMOROUS</u></b>