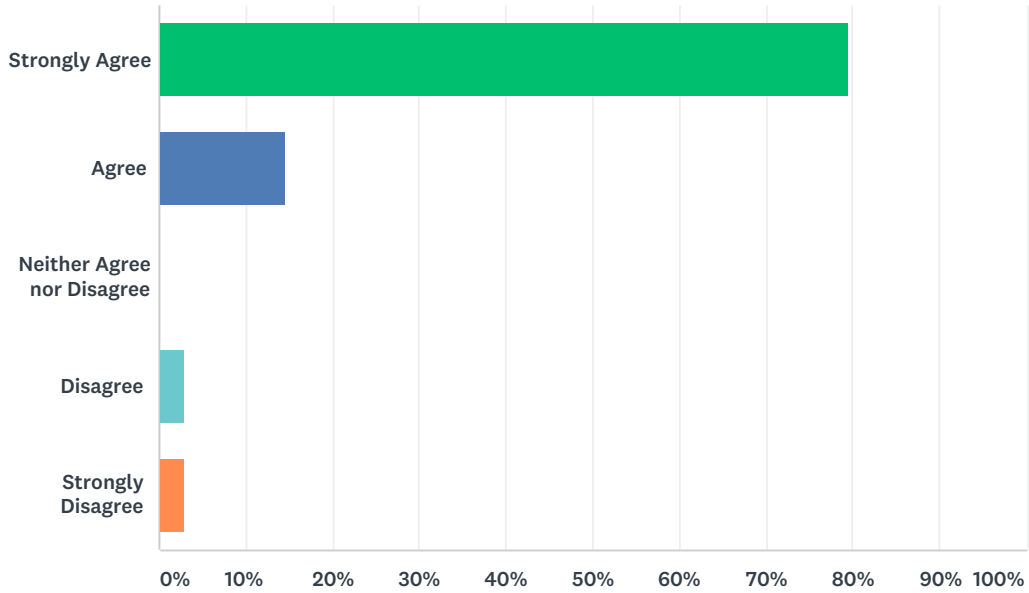


Q1 I like my child's school.

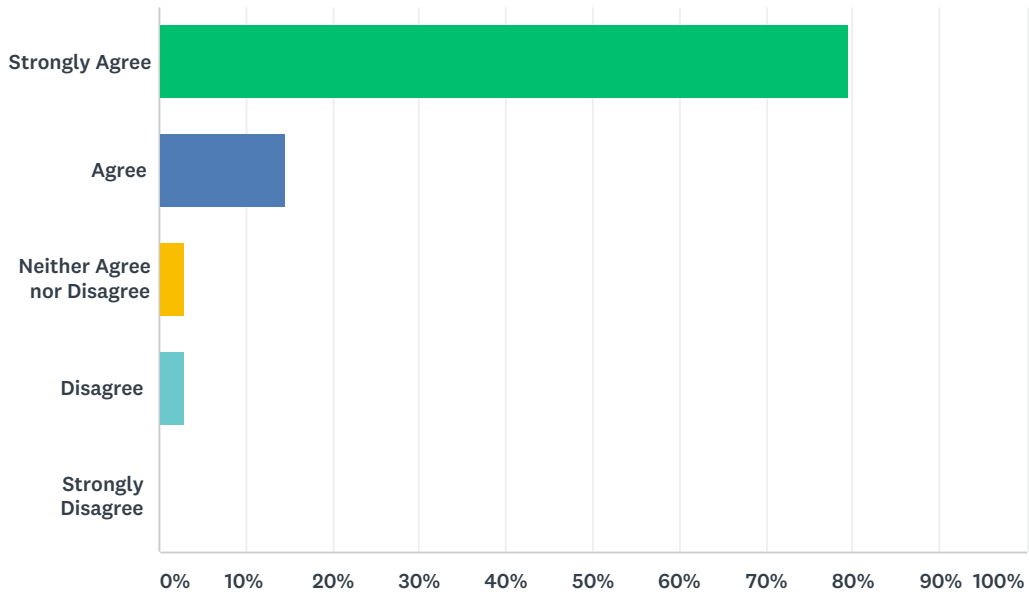
Answered: 34 Skipped: 0



ANSWER CHOICES	RESPONSES	
Strongly Agree	79.41%	27
Agree	14.71%	5
Neither Agree nor Disagree	0.00%	0
Disagree	2.94%	1
Strongly Disagree	2.94%	1
TOTAL		34

Q2 The adults at school want my child to succeed.

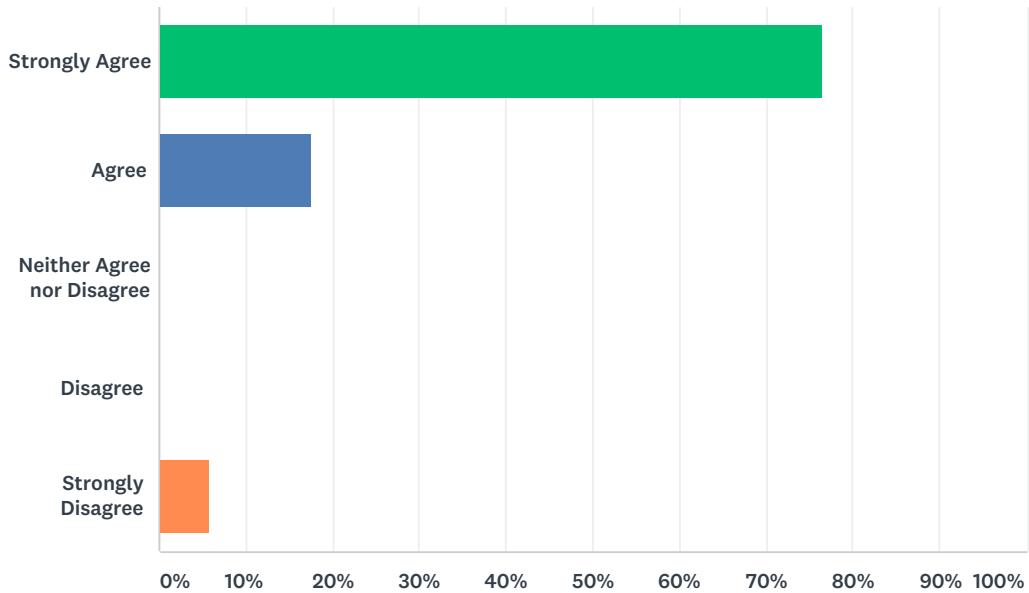
Answered: 34 Skipped: 0



ANSWER CHOICES	RESPONSES	
Strongly Agree	79.41%	27
Agree	14.71%	5
Neither Agree nor Disagree	2.94%	1
Disagree	2.94%	1
Strongly Disagree	0.00%	0
TOTAL		34

Q3 My child's school provides the academic and behavioral supports needed to be successful in school.

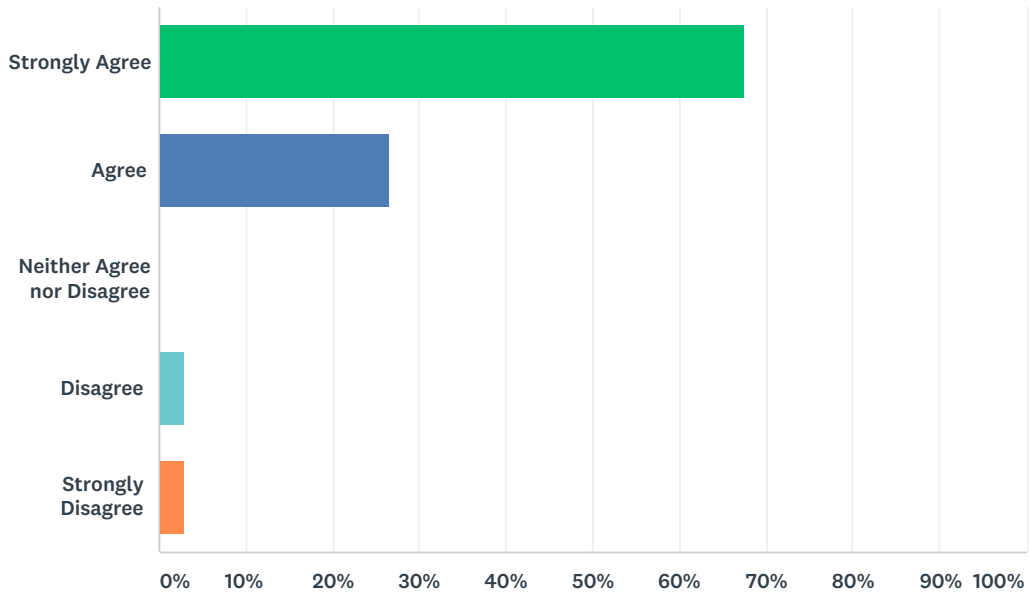
Answered: 34 Skipped: 0



ANSWER CHOICES	RESPONSES	
Strongly Agree	76.47%	26
Agree	17.65%	6
Neither Agree nor Disagree	0.00%	0
Disagree	0.00%	0
Strongly Disagree	5.88%	2
TOTAL		34

Q4 My child's school has clear rules for behavior.

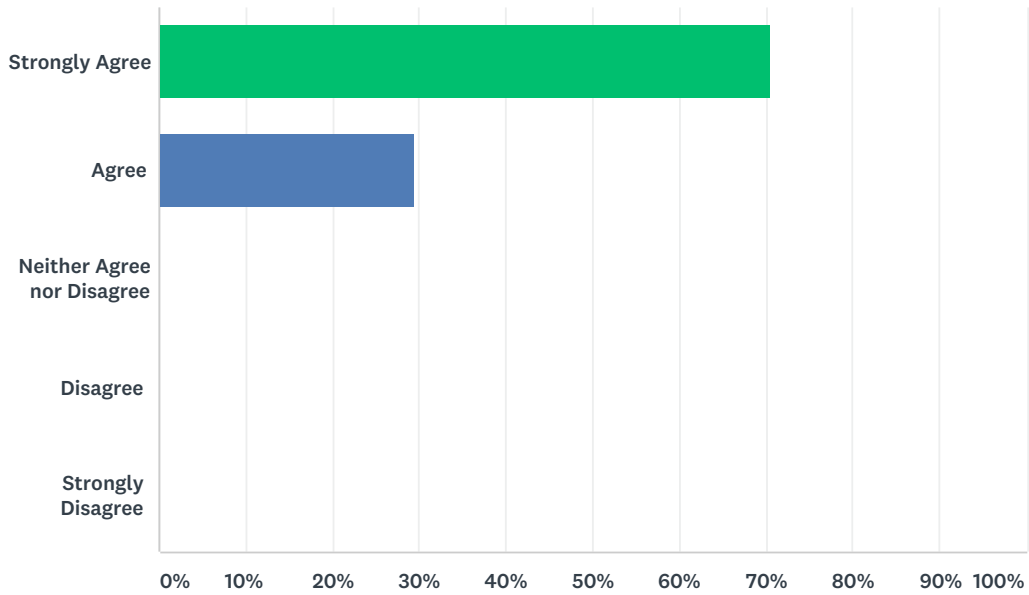
Answered: 34 Skipped: 0



ANSWER CHOICES	RESPONSES	
Strongly Agree	67.65%	23
Agree	26.47%	9
Neither Agree nor Disagree	0.00%	0
Disagree	2.94%	1
Strongly Disagree	2.94%	1
TOTAL		34

Q5 School staff treat me with respect.

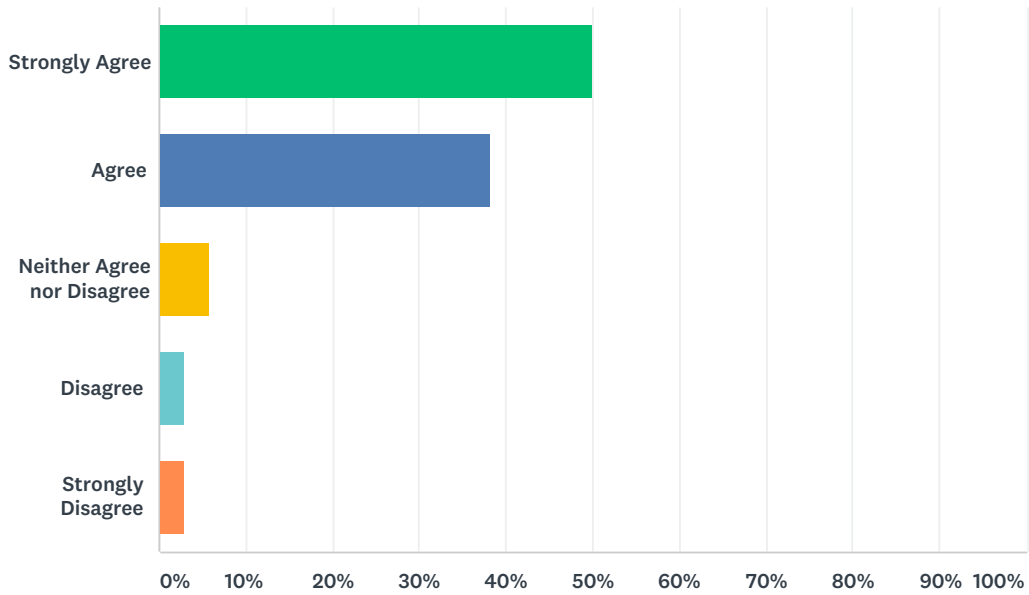
Answered: 34 Skipped: 0



ANSWER CHOICES	RESPONSES	
Strongly Agree	70.59%	24
Agree	29.41%	10
Neither Agree nor Disagree	0.00%	0
Disagree	0.00%	0
Strongly Disagree	0.00%	0
TOTAL		34

Q6 Good behavior is noticed at my child's school.

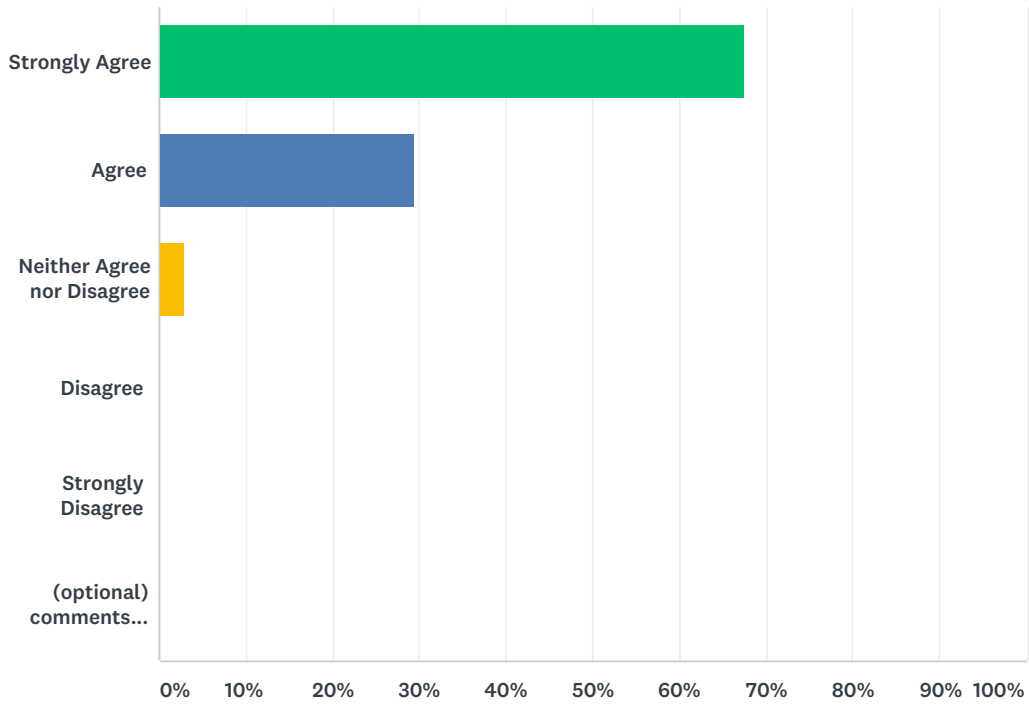
Answered: 34 Skipped: 0



ANSWER CHOICES	RESPONSES	
Strongly Agree	50.00%	17
Agree	38.24%	13
Neither Agree nor Disagree	5.88%	2
Disagree	2.94%	1
Strongly Disagree	2.94%	1
TOTAL		34

Q7 My child gets along with other students.

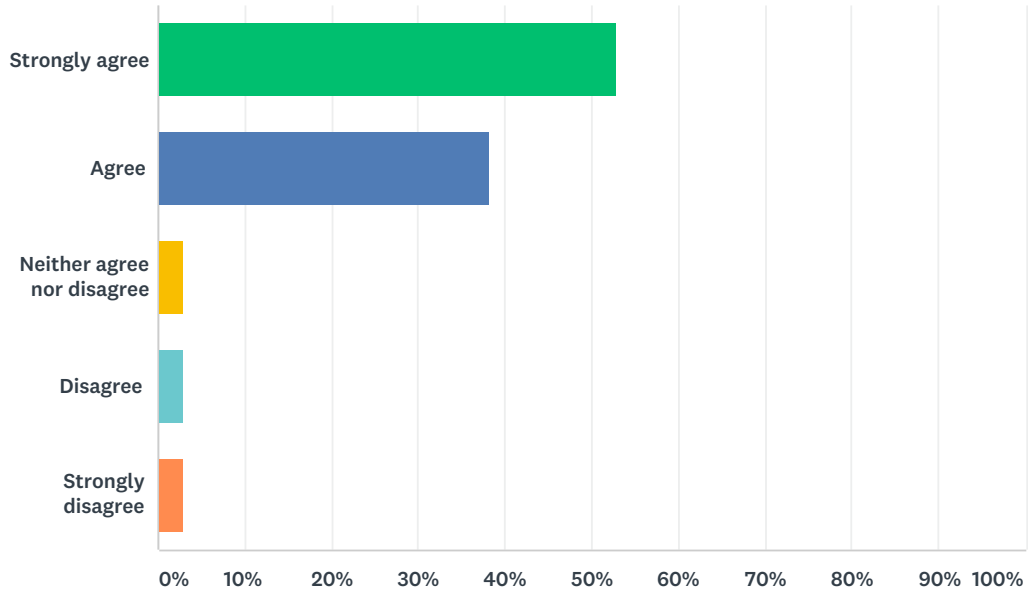
Answered: 34 Skipped: 0



ANSWER CHOICES	RESPONSES	
Strongly Agree	67.65%	23
Agree	29.41%	10
Neither Agree nor Disagree	2.94%	1
Disagree	0.00%	0
Strongly Disagree	0.00%	0
(optional) comments related to 8:	0.00%	0
TOTAL		34

Q8 My child is safe at school.

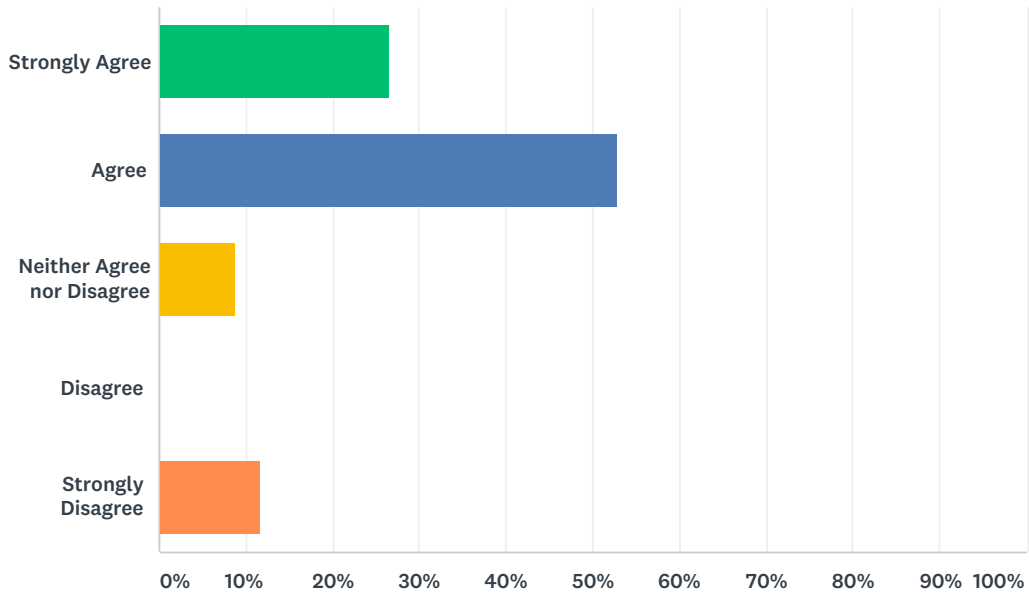
Answered: 34 Skipped: 0



ANSWER CHOICES	RESPONSES	
Strongly agree	52.94%	18
Agree	38.24%	13
Neither agree nor disagree	2.94%	1
Disagree	2.94%	1
Strongly disagree	2.94%	1
TOTAL		34

Q9 Students treat each other well at my child's school.

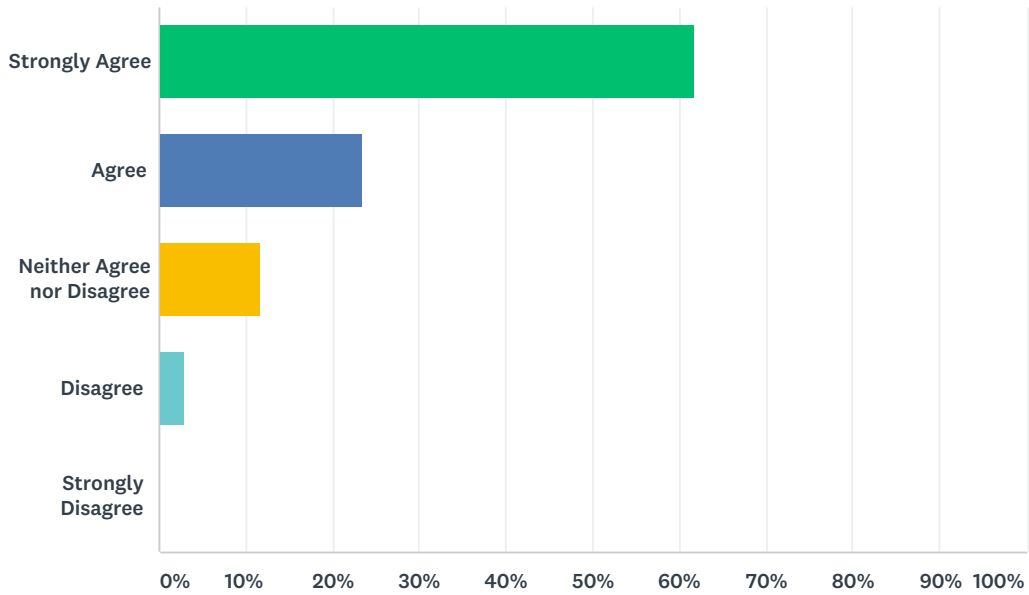
Answered: 34 Skipped: 0



ANSWER CHOICES	RESPONSES	
Strongly Agree	26.47%	9
Agree	52.94%	18
Neither Agree nor Disagree	8.82%	3
Disagree	0.00%	0
Strongly Disagree	11.76%	4
TOTAL		34

Q10 There is an adult at my child's school who will help me if I need it.

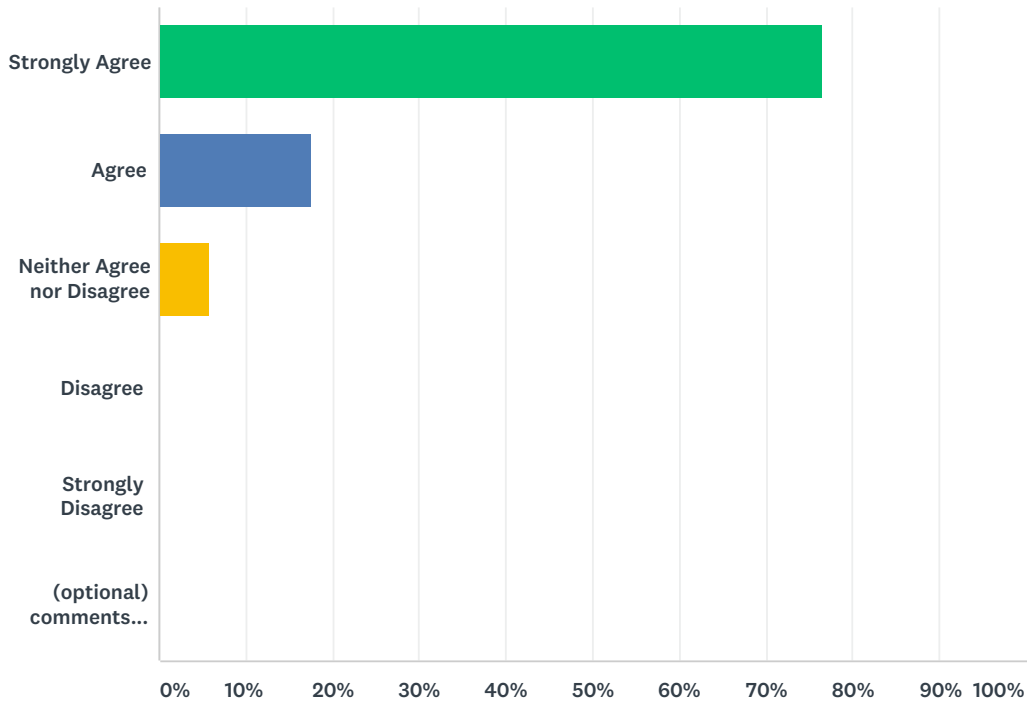
Answered: 34 Skipped: 0



ANSWER CHOICES	RESPONSES	
Strongly Agree	61.76%	21
Agree	23.53%	8
Neither Agree nor Disagree	11.76%	4
Disagree	2.94%	1
Strongly Disagree	0.00%	0
TOTAL		34

Q11 There is an adult at school who will help my child if they need it.

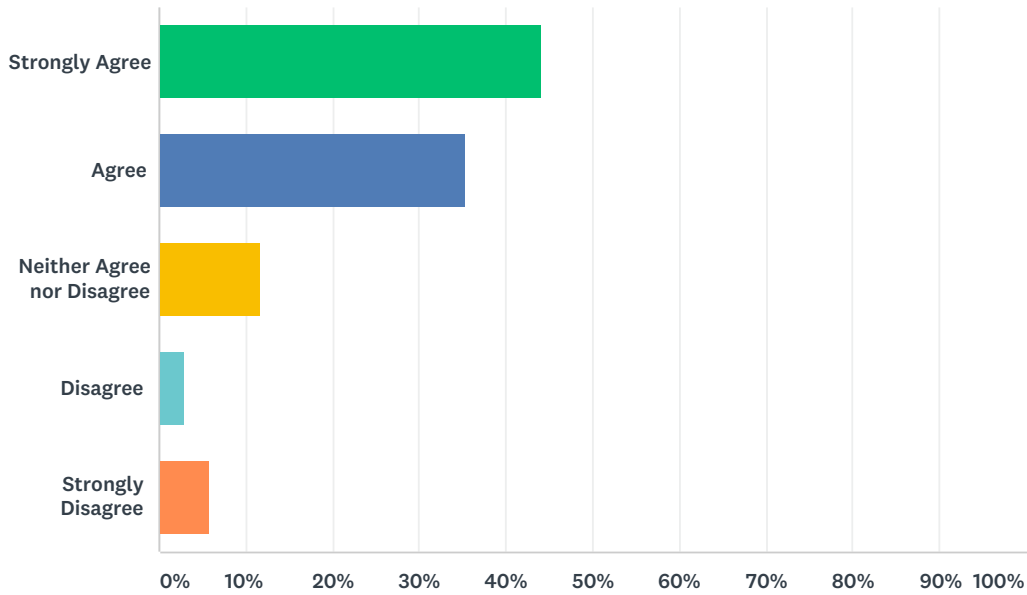
Answered: 34 Skipped: 0



ANSWER CHOICES	RESPONSES	
Strongly Agree	76.47%	26
Agree	17.65%	6
Neither Agree nor Disagree	5.88%	2
Disagree	0.00%	0
Strongly Disagree	0.00%	0
(optional) comments related to 12:	0.00%	0
TOTAL		34

Q12 Students in my child's class behave so that teachers can teach.

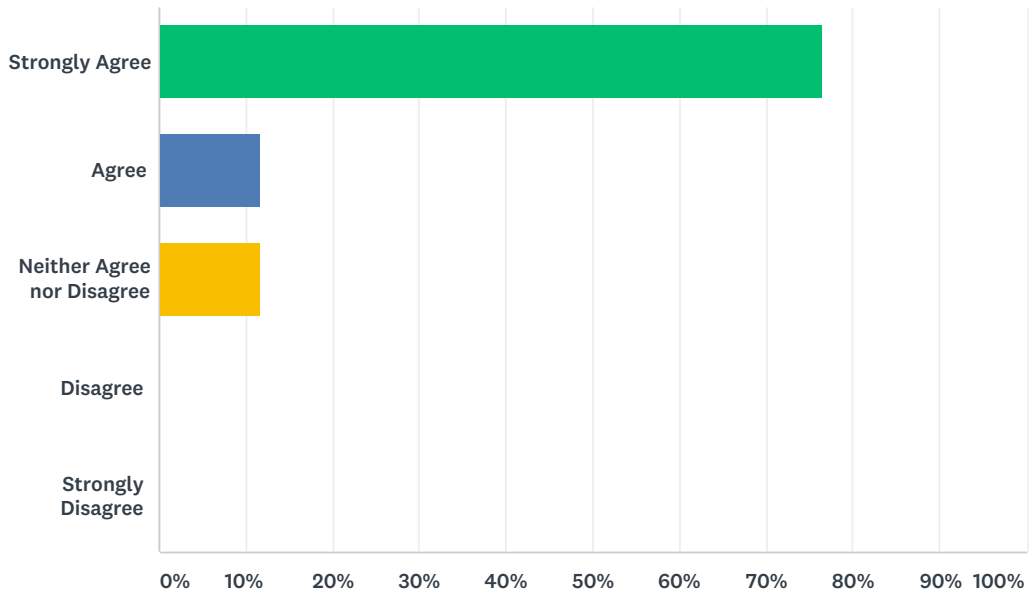
Answered: 34 Skipped: 0



ANSWER CHOICES	RESPONSES	
Strongly Agree	44.12%	15
Agree	35.29%	12
Neither Agree nor Disagree	11.76%	4
Disagree	2.94%	1
Strongly Disagree	5.88%	2
TOTAL		34

Q13 I feel like the teachers and I are partners in my child's education.

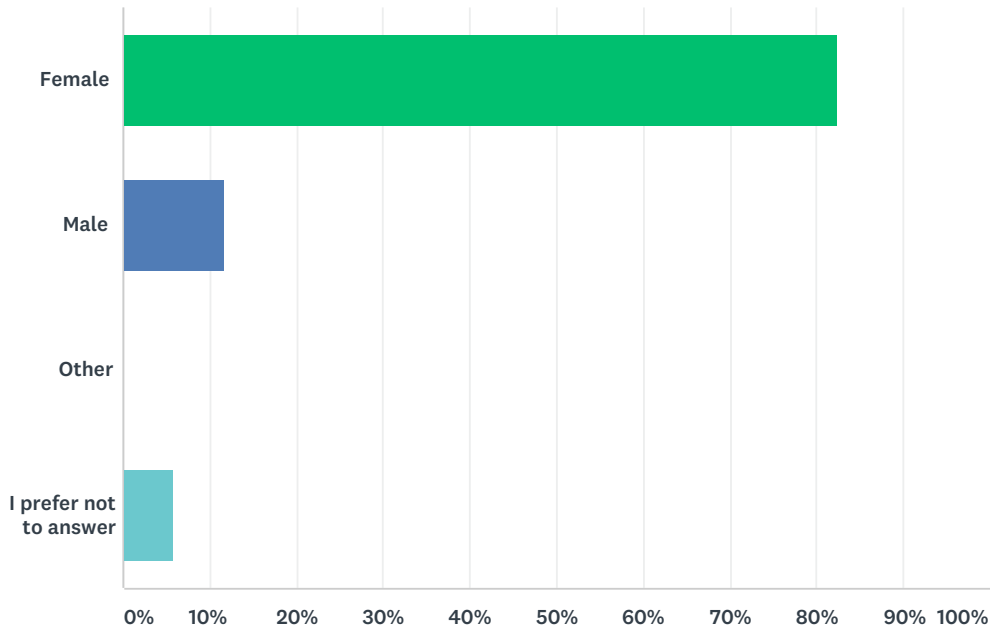
Answered: 34 Skipped: 0



ANSWER CHOICES	RESPONSES	
Strongly Agree	76.47%	26
Agree	11.76%	4
Neither Agree nor Disagree	11.76%	4
Disagree	0.00%	0
Strongly Disagree	0.00%	0
TOTAL		34

Q14 What is your gender or gender identity?

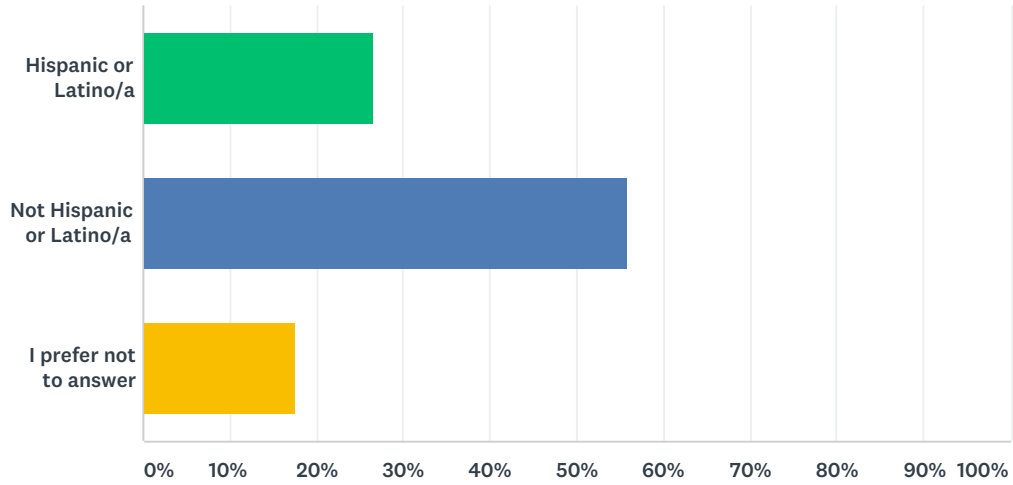
Answered: 34 Skipped: 0



ANSWER CHOICES	RESPONSES	
Female	82.35%	28
Male	11.76%	4
Other	0.00%	0
I prefer not to answer	5.88%	2
TOTAL		34

Q15 What is your ethnicity?

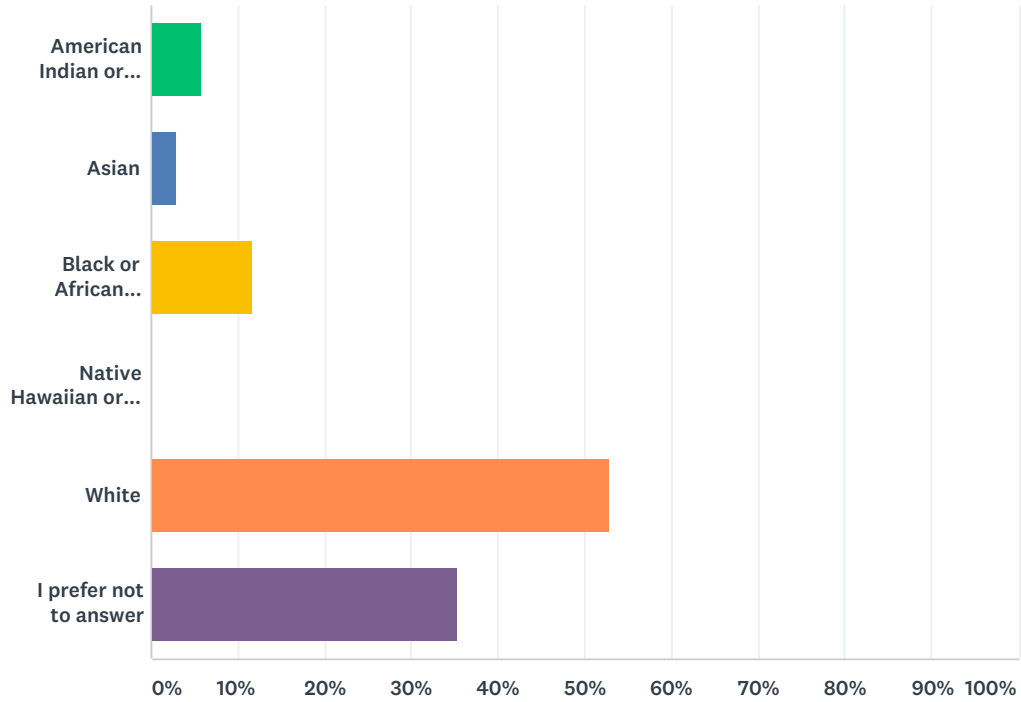
Answered: 34 Skipped: 0



ANSWER CHOICES	RESPONSES	
Hispanic or Latino/a	26.47%	9
Not Hispanic or Latino/a	55.88%	19
I prefer not to answer	17.65%	6
TOTAL		34

Q16 What is your race? (mark all that apply)

Answered: 34 Skipped: 0



ANSWER CHOICES	RESPONSES	
American Indian or Alaskan Native	5.88%	2
Asian	2.94%	1
Black or African American	11.76%	4
Native Hawaiian or Pacific Islander	0.00%	0
White	52.94%	18
I prefer not to answer	35.29%	12
Total Respondents: 34		

Q17 Beyond that, is there another ethnic group with which you identify?

Answered: 34 Skipped: 0

Q18 What school does your child attend? (If you have multiple children at different schools, please mark the school you are primarily responding about. You may complete the survey multiple times if you would like to represent your experiences at different schools. Thank you!)

Answered: 34 Skipped: 0



ANSWER CHOICES

RESPONSES

FAMILIES: Climate Survey - Fall 2018

Aldrich Intermediate	0.00%	0
Beloit Learning Academy	0.00%	0
Beloit Memorial High School	0.00%	0
Converse Elementary	0.00%	0
Cunningham Intermediate	0.00%	0
Even Start	0.00%	0
Fruzen Intermediate	0.00%	0
Gaston Elementary	0.00%	0
Hackett Elementary	0.00%	0
Kolak Education Center	0.00%	0
McNeel Intermediate	0.00%	0
Merrill Elementary	0.00%	0
Robinson Elementary	0.00%	0
Roy Chapman Andrews Academy	0.00%	0
Todd Elementary	100.00%	34
TOTAL		34