

FREEBIE



Three Branches of The United States Government



The 3 Branches of Government Manipulative



Rationale

This resource is intended to teach or to reinforce previous lessons. The reference page clearly indicates the three branches of the United States government as described by the United States Constitution. Each branch has its own unique function that kids can think about as they construct the manipulative.



Objectives

1. State that the U.S. government consists of 3 branches.
2. List the 3 branches of U.S. government.
3. Describe the function of each branch of U.S. government.
4. Identify the parts that make up each branch of U.S. government.

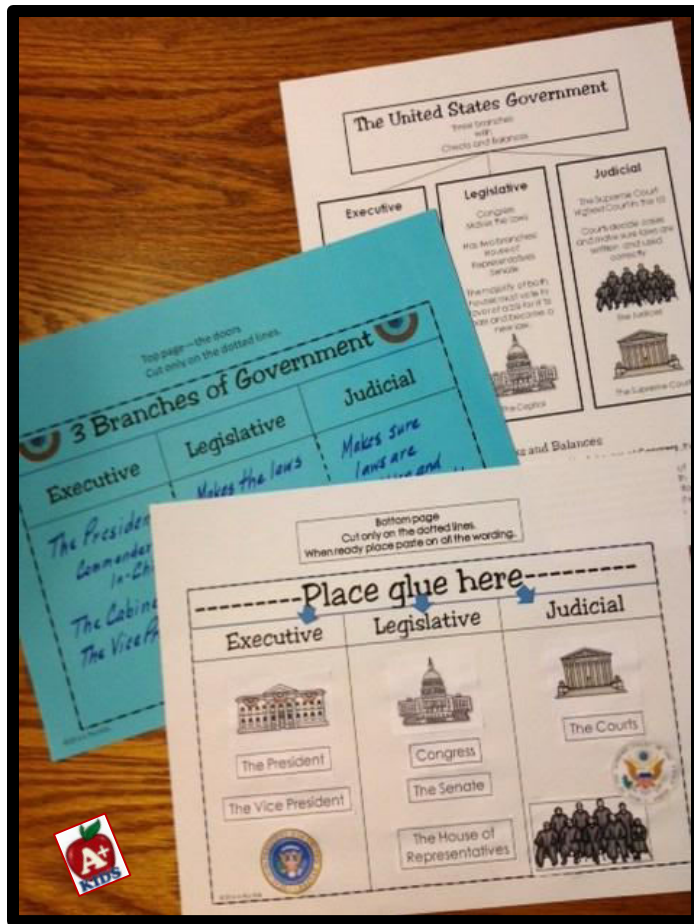


Directions

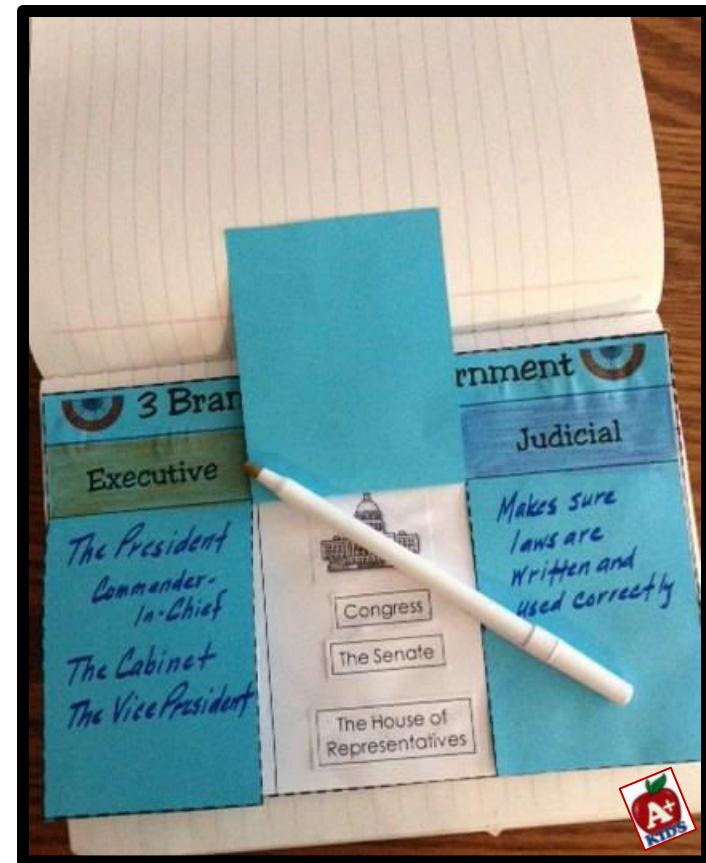
1. On the doors write one or two facts you know about each branch of the United States government.
2. Color the boxes with titles on the doors of the top page. Do not color the whole page. Place the page aside.
3. On the bottom page of the manipulative paste the pieces that belong to that branch.
4. Cut out both the top and bottom pages of the manipulative. Be sure to cut only on the dotted lines.
5. Paste the bottom page in your notebook or onto a piece of construction paper.
6. Then put paste across the titles of the bottom page.
7. Place the top page with doors onto the bottom page to paste it in place.

The 3 Branches of Government Manipulative

How to make it for your Notebook



The writing and the pasting to the bottom page has been done.



The coloring and cutting was done. Then the bottom page was pasted in a notebook. The top page was pasted on top of the bottom page.

The United States Government

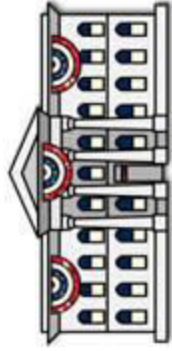
three branches
with
Checks and Balances

Executive

The President
Commander-in-Chief

The Vice President

The Cabinet



The White House

Legislative

Congress
Makes the laws

Has two branches:
House of
Representatives
Senate

The majority of both
houses must vote in
favor of a bill for it to
pass and become a
new law.



The Capitol

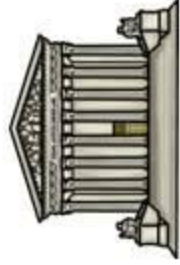
Judicial

The Supreme Court
Highest Court in the US

Courts decide cases
and make sure laws are
written and used
correctly



The Justices



The Supreme Court

Checks and Balances

In order for a bill to become a law, a majority of both houses of **Congress**, the Senate and the House of Representatives, must approve it. The **President** can veto the bill if he does not want it to become a law, but Congress can override his veto if there is a two-thirds majority vote in both houses. If a law is challenged, the **Supreme Court** decides if it is Constitutional or not. The system was designed this way so no one branch of government would have more power than the others. It is a system of checks and balances.



Top page—the doors
Cut only on the dotted lines.



3 Branches of Government



Executive

Legislative

Judicial

Bottom page
Cut only on the dotted lines.
When ready place paste on all the wording.


Place glue here		
Executive	Legislative	Judicial

Cut out each image and paste on the bottom page.



Congress

The Courts



The President



The Senate

The House of
Representatives

The Vice President

Answer Key

Bottom page

Cut only on the dotted lines

3 Branches of Government

Executive



The President

The Vice President



Legislative

Congress

The House of
Representatives

The Senate



Judicial



The Courts





Where motivated learners are challenged
and reluctant learners become active participants.

Artists Who Make Products Look So Good



<http://www.Teacherspayteachers.com/Store/Glitter-Meets-Glue-Designs>

<http://www.Teacherspayteachers.com/Store/Glitter-Meets-Glue-Designs>



<http://www.Teacherspayteachers.com/Store/Messare-Clips-And-Design>

© 2016 Kathleen Guleksen: A Plus Kids. All rights reserved by the author. Purchase of this unit entitles the purchaser the right to reproduce the pages in limited quantities for classroom use only. Copying for more than one teacher, classroom, school, or school system is prohibited. Additional licenses are available for purchase at a discount. Copying any part of this product and placing it on the internet in any form is strictly forbidden. Failure to comply is a copyright infringement and a violation of the Digital Millennium Copyright Act (DMCA). Clip art and any other images in this PDF are copyrighted and cannot be extracted and used outside of this file without written permission from the author or license.

~~NOTICE~~

This FREEBIE is part of a larger unit, the Constitution of the United States! It is perfect for Constitution Day, Inauguration Day and studying the early days of American history.



Where motivated learners are challenged
and reluctant learners become active participants.

Thank You for shopping at A+ Kids

I hope you are very happy with your new product. If you have any questions, **please** contact me before leaving feedback. I will do what I can to make you happy. I can be reached in the "ask a question" section or you can email me.

APlusKids213@gmail.com

Connect With Me

\$\$ Money Saving Ideas \$\$

Follow me at

<http://www.teacherspayteachers.com/Store/A-Plus-Kids>

to receive announcements of freebies, sales, and new products
at a significant discount for 48 hours after being posted.

Thank you for leaving constructive comments in the feedback section. Leaving feedback earns you
\$\$ points towards your next TpT purchase!

My Store

<http://www.teacherspayteachers.com/Store/A-Plus-Kids>

My Blog

<http://www.APlusKidsBloggin.com>

Facebook

<http://facebook.com/KathleensAPlusKids>

Pinterest

<http://www.pinterest.com/APlusKids>

Instagram

<https://instagram.com/APlusKids>