



the giver

by Lois Lowry





The Big Ideas

- RL 8.1: Student will cite textual evidence to support analysis of what the text says explicitly as well as inferences drawn from the text.
- RL 8.2: Student will determine a theme or central idea of a text and analyze its development.
- RL 8.2: Student will provide an objective summary of the text.
- RL 8.4: Student will determine the meanings of words and phrases as they are used in a text, including figurative and connotative meanings.
- RL 8.5: Student will analyze how a particular sentence, chapter or scene fits into the overall structure of a text and contributes to the development of theme, setting, or plot.



The Essential Questions

- What does it mean to be “perfect”?
- Does your identity come from your outward appearance or your inward person?
- What would life be like without free will?
- How important really is the freedom to choose?



Before we begin...

Do you agree/disagree with these statements? Respond and explain below.

Sometimes, it's okay to lie. **(2 or more sentences)**

-

It would be better to never have to experience difficult challenges in life. **(2 or more sentences)**


-

It is better to be a part of a group than to be alone. **(2 or more sentences)**

-

I would rather have the right choice made for me than to have the freedom to make my own wrong choices.
(2 or more sentences)

-





Before we begin...con'd






Now it's time to share your thinking with others.

As you will see, CHOICE is important, in this novel and in life itself.

You will choose either to post to our Padlet or to our FlipGrid.



After you do so, take some time to read or watch what others have posted as well.

Make your choice by clicking on one of the images below.





The Book Trailer





The Giver Hyperdoc

Table of Contents

<u>Chapter 1-5</u>	<u>Chapter 6-11 Quote</u>	<u>Chapter 12-17 Choice</u>
<u>Chapter 1-5 Vocabulary</u>	<u>Chapter 6-11 Utopias</u>	<u>Chapter 12-17 Jonas Analysis</u>
<u>Chapter 1-5 Quote</u>	<u>Chapter 6-11 Jonas Analysis</u>	<u>Chapter 18-23</u>
<u>Chapter 1-5 Jonas Analysis</u>	<u>Chapter 12-17</u>	<u>Chapter 18-23 Vocabulary</u>
<u>Chapter 6-11</u>	<u>Chapter 12-17 Vocabulary</u>	<u>Chapter 18-23 Quote</u>
<u>Chapter 6-11 Vocabulary</u>	<u>Chapter 12-17 Quote</u>	<u>Chapter 18-23 Jonas Analysis</u>
<u>The Giver Ending</u>		



Chapters 1-5

Summarize the events in 5 or more sentences below.

Give each chapter an appropriate, relevant title.

- Chapter 1:
- Chapter 2:
- Chapter 3:
- Chapter 4:
- Chapter 5:



Chapters 1-5 Vocabulary

Apprehensive pg
4

Transgression pg 9

Distraught pg 4

Petulantly pg 22

Chastisement pg 20

Palpable pg 3

Adherence pg 12

Supplementary pg 7

Tunic pg 29

Click [HERE](#) to make a copy of your vocabulary Slide Deck for this novel. Add your name to the front of the name of the document (i.e. Kevin Copy of The Giver Vocabulary Slide Deck).

For each chapter section you will add the new vocabulary words to a slide in the slide deck in alphabetical order. You can access the deck at anytime in your Drive.



**“NEEDLESS TO
SAY, HE WILL BE
RELEASED.”**

The Giver, Chapter One Page 2

[CLICK HERE](#)

”



Jonas Character Analysis

Click on the link above to go to the analysis activity.

You will be analyzing Jonas's character in chs 1-5.



Chapters 6-11

Summarize the events in 5 or more sentences below.

Give each chapter an appropriate, relevant title.

- Chapter 6:
- Chapter 7:
- Chapter 8:
- Chapter 9:
- Chapter 10:
- Chapter 11:



Chapters 6-11 Vocabulary

Infringed pg 45

Aptitude pg 52

Conspicuous pg 74

Meticulously pg 48

Crescendo pg 59

Unanimous pg 62

Add the new vocabulary words to your Vocabulary Slide Deck.
Be sure to arrange them in alphabetical order.



Utopias

Watch the videos below before you move on to the next slide.





My Utopia

Use the boxes below to think about and create your own utopia. Think carefully about your answers.
Remember, you're trying to create the perfect place for ALL citizens, not just for yourself :)

WHO would you allow?

■

WHAT rules would you have?

■

WHERE would it be?

■

HOW would it be run?

■



My Utopia

Find **two** pictures that closely represent what your utopia would look like.

Use [Pixabay](#), [Pexels](#), [Photosforclass](#), or [Unsplash](#) to find your images. Resize them to fit below.

Utopia Name Here...





RMS's Utopias

Click on the link above and add your utopia to our shared slide deck.



“You may lie.”

The Giver, Chapter Nine Page 68

[CLICK HERE](#)

”



Chapters 12-17

Summarize the events in 5 or more sentences below.

Give each chapter an appropriate, relevant title.

- Chapter 12:
- Chapter 13:
- Chapter 14:
- Chapter 15:
- Chapter 16:
- Chapter 17



Chapters 12-17 Vocabulary

Admonition pg 89

Carnage pg 119

Obsolete pg 127

Assimilated pg 104

Ominous pg 113

Pervaded pg 122

Add the new vocabulary words to your Vocabulary Slide Deck.
Be sure to arrange them in alphabetical order.



[CLICK HERE](#)

”

"It's the choosing
that's important,
isn't it?"

@AcquaMarina




Chapters 18-23

Summarize the events in 5 or more sentences below.

Give each chapter an appropriate, relevant title.

- Chapter 18:
- Chapter 19:
- Chapter 20:
- Chapter 21:
- Chapter 22:
- Chapter 23:



Chapters 18-23 Vocabulary

Frazzled pg 164

Languid pg 166

Lethargy pg 177

Emphatically pg 165

Vigilant pg 170

Taut pg 168

Add the new vocabulary words to your Vocabulary Slide Deck.
Be sure to arrange them in alphabetical order.



"Giver," Jonas suggested, "you and I don't need to care about the rest of them."

The Giver looked at him with a questioning smile. Jonas hung his head. Of course they needed to care. It was the meaning of everything.

[CLICK HERE](#)

”



Jonas Character Analysis

Click on the link above to go to the analysis activity.

You will be analyzing Jonas's character in chs 18-23.

Refer back to your analysis from chs 1-5 to complete this activity.



So What Really Happens at the End?



What do you think happened?

Without prompting you in any direction, I want you to decide for yourself.

You will use the “I Say” portion of the the “They Say/I Say” response template.


Draft, revise, and edit what you want to say on the next slide.



So What Really Happens at the End?


In my view, I believe that Jonas and Gabe (insert your thinking here) because (make your claim here). More specifically, I believe that (go deeper into your reasons why you believe this). For example, (pull a quote from the text that supports your thinking). Lowry shows that (explain the quote here). Although others might disagree that (this is where you anticipate their counter-argument here), I maintain that (this is where you show their counter argument to be false). Therefore, I conclude that Jonas and Gabe (restate your thinking) because (restate your own claim here using different wording than at the beginning).

Your draft goes here:



The Giver Ending

Click on the link above to go to
The Giver Ending Argumentative Slide Deck



Lovingly created by Kevin Feramisco
[@theteachingjedi](https://twitter.com/theteachingjedi)