









HELPFUL INFORMATION FOR STUDENTS AT CHS

PROGRAM	LOGIN INFORMATION	ADDITIONAL INFORMATION
Network - Go to https://www.ccs.k12.in.us/chs-students and click on  <small>CCS Student Portal</small>	Username is student's first and last name with no space (no special characters). Initial password is student ID number. (You will be prompted to change your password after first login.)	**Network login passwords can be reset by the FC Main Office or 10-12 Counseling Office as well as the Media Center.
Canvas  <small>Canvas</small>	Student can access Canvas by logging into the CCS Student Portal. Once logged in, they will have access to multiple applications, including Canvas with a single login.	
Google Docs/Google Suite  <small>G Suite</small>	Login via Google Chrome using myCCS email (network username)@ccs.k12.in.us plus your CCS network password.	The login email is not a real email you can access to send or receive email. It is simply a username so you can log into your Google Suite account here at CHS.
Naviance A College & Career Planning tool  <small>Naviance</small>	Student can access Naviance Student by logging into the CCS Student Portal. Once logged in, they will have access to multiple applications, including Naviance with a single login.	Be sure that you have a valid email (not your ccs email) entered in Naviance Student to make sure that you receive important information.
Lunch Account  <small>Lunch @ CHS</small>	A lunch account with EZ School Pay can be created by going to https://www.ccs.k12.in.us/services/food-service/ez-school-payrefunds or by downloading the EZ School Pay app on your phone.	Money can be added online or by bringing a check to the cashier. Cash will not be accepted for meals. Lunch menus can be found in the "Students" section of the CHS website.
PowerSchool  <small>PowerSchool Student Portal</small>	Student can access PowerSchool by logging into the CCS Student Portal. Once logged in, they will have access to multiple applications, including PowerSchool with a single login.	You can access information via the app but it is not always accurate.
IPAD login	See teacher for username and password. (The Media Center can generate class credentials w/advance notice. Contact Ms. Spilman.)	The Media Center or counseling secretaries can reset iPad passwords. Or teacher can SchoolDude password reset request.
TURNITIN 	Student Turnitin login directions from Canvas: Goo.gl/n8urG3 Step-by-step directions for students essay submission: goo.gl/rSbuVP	If students are required to utilize Turnitin for a specific assignment, then submissions must be done through the Turnitin Canvas Integration, NOT through www.turnitin.com

ADDITIONAL INFORMATION:

Attendance Information	Pre-Arrange Attendance Procedures	Locker Issues
9th Grade Absences/pre-arrangements (317) 571-4622 (7624) 10th – 12th Grade Absences/pre-arrangements (317) 571-5915	If you need to leave anytime during the day from school, your parent must call the attendance line to request a time for you to be pre-arranged. You must pick up the pass from the Office and remember to give it to your teacher so you can leave early. (The office will not send the pass to you.)	9th Graders – go to Freshman Counseling Office for locker numbers and/or combinations. 9th Graders – if locker is jammed, go to 1 st floor Main Freshman Office. 10th-12th graders locker information and issues see Ms. Hayes in the Activities Office.
Late passes	Late Starts	Late Bus
If you are late to class, you must get a hall sweep pass from the attendance office (9 th graders get pass from 1 st floor Freshman Main Office.)	On Late Start Wednesdays, 1 st period begins at 9:25 a.m. You can find a Late Start schedule at https://www.ccs.k12.in.us/chs/about/calendar The buses run the normal time on Late Starts. Students that ride the bus will arrive at the usual time to school.	We have late buses for students that stay after school for a club or to meet with a teacher. Only students who have a pass from their club sponsor or teacher that day will be allowed to ride the Late Bus.
Transcripts	Request to see Counselor/Social Worker	School IDs/Pictures
9 th graders can get a copy of their transcript from Mrs. Lynch in the FC Counseling Office. 10 th -12 th graders can get a copy from Mrs. Pacalo, the registrar, in the main counseling office.	If you'd like to talk to your counselor or a social worker, please complete the online request form by using this QR code below. The counselor/social worker will send a pass for you when they are available. 	School IDs can be obtained by Ms. Hayes in the Activities Office. (A replacement ID costs \$5.) School picture order forms can also be found in the Activities Office.

Please go to the Counseling Office if you have any questions or need assistance!

