

Teaching and Learning Highlights

Remote Learning during Covid-19



Douglas Miller
Director of Curriculum and Instruction (Math and Science)

What We'll Cover

- Challenges and Opportunities
- Remote Learning
 - Nearpod, Class Dojo, other virtual tools
- Teachers in Action

Challenges of Remote Learning

- Isolation
- Technical difficulties
- Planning
- Engaging students
- Staying connected



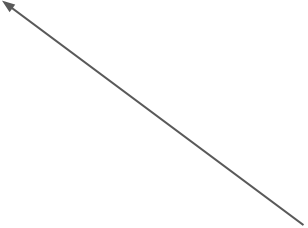
Opportunities from Remote Learning

- New paradigm
- Creating joy
- Relationship building
- Re-envision learning
- Chunking
- Interventions and tutoring

**Good teaching is good
teaching...**

**teaching online requires
more intentionality.**

Components of Remote Learning

- Student Access  **Clever (especially for Gr K-2),**
- Remote Instruction / Learning  **Zoom, Google Slides, Nearpod, and Screencastify**
- Student Responses  **Google Suite, Nearpod, or even photos of student work**

Technologies teachers are using



ClassDojo



Freckle
by Renaissance®

(—) Soundtrap®

Clever

Google Classroom



classkick

zoom



nearpod



ST Math

What teachers are doing!!

Virtual Classroom Expectations and Culture



ZOOM EXPECTATIONS



Find a quiet space



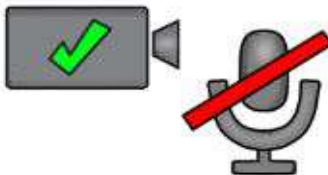
Fully clothed



Be on time



**Camera and
mute on**



**Raise your hand
to speak**



**Participate and
be kind!**



ZOOM WORKSPACE



**Sitting or Standing with
Device**



Please put toys away



Use other electronics after class



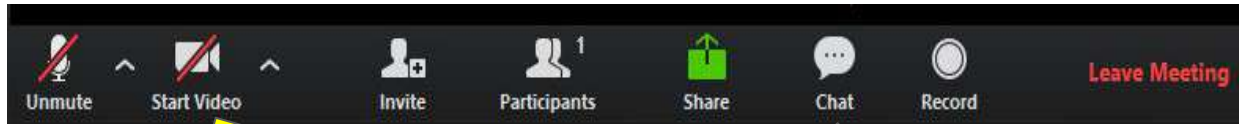
Eat/drink before or after class



**Looking, listening, and thinking!
Ready to learn!**




How to zoom



MUTE:


Use this button to turn ON and OFF your volume.



START VIDEO: Use this button to turn your video on and off

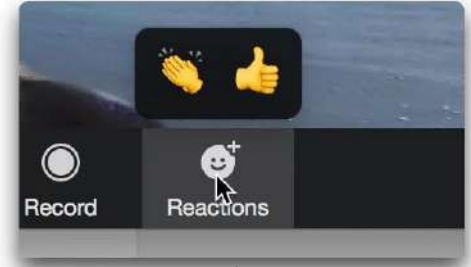


CHAT: Use this button to ask or answer a question



REACTIONS:

Use this button to give a THUMBS-UP or AGREE.



Nearpod


Teach in Different Modes

- Live Participation
- Student-Paced
- Front of Class

Fill in the Blanks (ELA)

Lesson: 7th - Essay Structure

22/23



Conclusion

Introduction

Body

1,

Body

2,

Body

3.

The first paragraph in a 5-paragraph essay is called the _____ paragraph. The next three paragraphs are _____ Paragraph _____ Paragraph _____ and _____ Paragraph _____ The final paragraph is called the _____ paragraph.

Open Ended Questions (Science)

Write your own definition of weathering.

Escriba su propia definición de meteorización.

Ready? Enter your answer here.

Something that breaks down objects with wind and water

the rock splits in ha

When rocks are being broken down as they move rapidly.

weathering is the process of breaking down the rock and minerals?

No Answer

weathering is like when a thunder storm is happening and the thunder storm moves every thing and destroys stuff

weathering is when some kind of things happen like snow and rain

making rock break

braking rocks


The breaking down of Rock.

Class Dojo

Principal's Happy New Year Post

4:32

← **School Story** ⋮

 **Mrs. Ramos**
John K Tarbox • 3d ⋮

Hi Tarbox Families! Hope you had a great and safe holiday! Please make sure your child is ready in zoom tomorrow at 8:00am. Each month we'll have a surprise for the class with perfect attendance. Help your child by making sure your child attends zoom every day. Thank you!

Hola familias de la Tarbox! Espero que hayan tenido unas fiestas maravillosas y seguras. Por favor asegúrese que su niño(a) esté listo mañana en zoom a las 8:00am. Cada mes vamos a tener una sorpresa para la clase con asistencia perfecta. Ayude a su hijo(a) asegurándose que asista al zoom ~~todos los días~~. Gracias!

[Translation viewed by 6 parents](#)

11 likes 5 comments 185 views

Like Comment


Parent Responses


4:33


← **Mrs. Ramos's post**


11 likes 5 comments 185 views

Like Comment

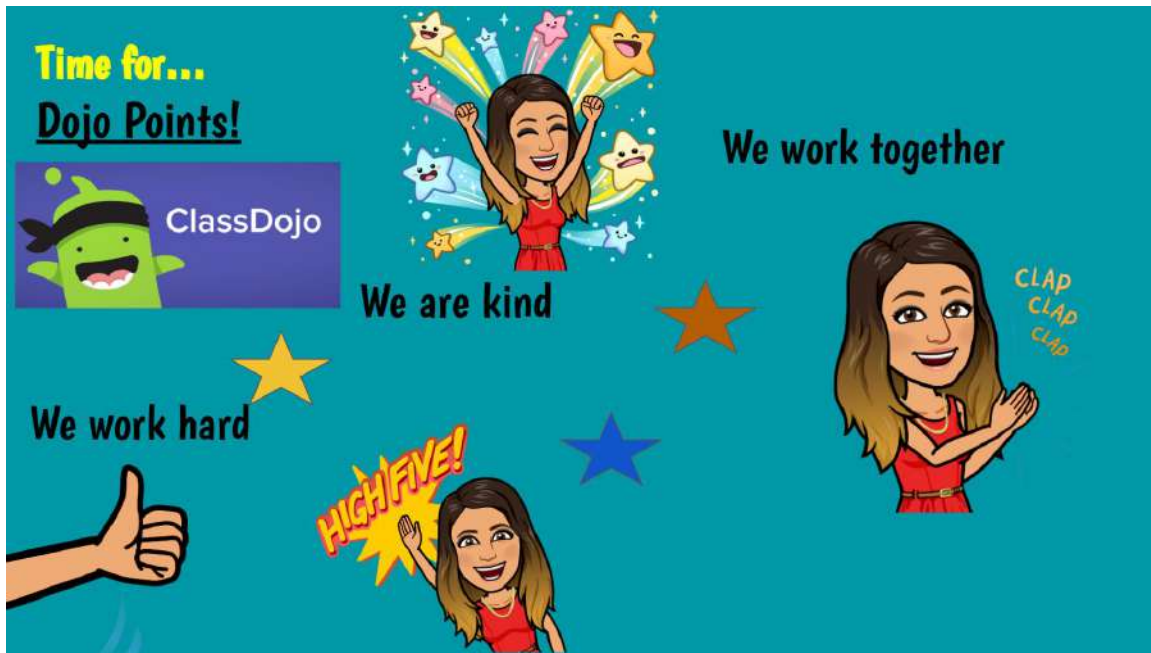
1  parent) 3d
Happy new YEARS thank you

2  parent) 3d
HAPPY NEW YEARS

3  parent) 3d
thanks..

4  parent) 3d
feliz Año Nuevo para todos!

Dojo Points



Other Virtual Tools

Student 1

3 Understanding: No work at BOL. No/Almost no evidence of understanding shown.

Terminating or Repeating?

Homework due tomorrow is Group Practice slide 7, #2 abcd

-- / 0 Pts

Student 2

.2727 Understanding: don't forget to answer the questions at the top! Some Understanding Shown +2

Terminating or Repeating?

Homework due tomorrow is Group Practice slide 7, #2 abcd

2 / 0 Pts

Student 3

0.272 Understanding: Very Good Understanding +3

Terminating or Repeating?

Homework due tomorrow is Group Practice slide 7, #2 abcd

3 / 0 Pts

Student 4

0.272 R3 Understanding: Some Understanding Shown +2

Terminating or Repeating?

Homework due tomorrow is Group Practice slide 7, #2 abcd

2 / 0 Pts

Student 5

0.27 Understanding: Minimal Understanding Shown +1

Terminating or Repeating?

Homework due tomorrow is Group Practice slide 7, #2 abcd

1 / 0 Pts

Student 6

0.27 Understanding: Exemplary Understanding Shown +4

Terminating or Repeating?


Homework due tomorrow is Group Practice slide 7, #2 abcd

4 / 0 Pts

(—) Soundtrap[®]

***Student work sample from a
beat-making / songwriting project***

***Lyrics are original and the
background music is made using
pre-recorded loops***



Special Thanks to...

Elizabeth Leone - Interventionist - Frost Elementary

Kristin Rubin - Science - Guilmette Middle

Maria Ryan - Math Teacher - 7th Grade - Guilmette Middle

Rebecca Walsh - ELA Teacher - 7th and 8th Special Education - Guilmette Middle

Sabrina Lambros - Music Teacher - Guilmette Middle

Ada Ramos - Principal - Tarbox

All LPS teachers, staff, and administrators...

Question and Answer

