


# **TEACHING MATERIALS FOR THE MANUAL**



**Terry Skjold  
Immaculate Heart Academy  
NJASPERD Convention  
February 2018**

# **Who Is Terry ?**

**A Physical Education and  
Driver Education Teacher in an  
All Girl Catholic HS**

**Twp. of Washington. (07676)**

**WHO  
ARE  
YOU?**

**HOW  
DO YOU  
BEGIN?**

# ICE BREAKER



*DREAM  
VEHICLE*

**PAGES 16 to 21**

**THE**

**GDL**

# THE 3 OPTIONS CHART

## Three Options to Obtain a NJ License

All applicants must pass the MVC Written Knowledge Test and Vision Test

Early Bird Road	Young Adult Road	Adult Road
<b>Age:</b> 16 until 17	<b>Age:</b> 17 until 21	<b>Age:</b> 21 or older
<b>Special Learner Permit:</b> * Purchased by driving school instructor after 6 hours "behind the wheel training."	<b>Examination Permit:</b> *Can be purchased at MVC office	<b>Examination Permit:</b> Can be purchased at MVC office
<b>Permit Restrictions:</b> *No driving between 11:01pm- 5:00am * No electronic devices * Supervising driver must sit in the front seat. *Passengers limited to parents, guardians, dependents and one additional passenger unless parent/guardian is in the car. * Everyone in the car must wear Seat Belts. * Display red decal on license plates	<b>Permit Restrictions:</b> *No driving between 11:01pm -5:00am. * No electronic devices * Supervising driver must sit in the front seat. * Passengers limited to parents, guardians, dependents and one additional passenger unless parent/guardian is in the car.. * Everyone in the car must wear Seat Belts * Must have red decal on license plate	<b>Permit Restrictions:</b> * Must be accompanied in front seat w/ a supervising driver. *No Time Restrictions *No electronic devices *No Passenger Restrictions. * Everyone in the car must wear Seat Belts * Does NOT need red decal
Must practice drive with permit for a least 6 months and be 17 to take the road test.	Must practice drive with permit for a least 6 months before you take the road test.	Must practice drive with permit for a least 3 months.
<b>Probationary License:</b> *Must pass road test * <u>Unsupervised</u> driving for 1 year. <b>Restrictions:</b> * No driving between 11:01pm -5:00am * No electronic devices. *. Passengers limited to parents, guardians, dependents and one additional passenger unless parent/guardian is in the car. * Everyone in the car must wear seat belts * Must have red decal on license plate	<b>Probationary License:</b> *Must pass road test * <u>Unsupervised</u> driving for 1 year <b>Restrictions:</b> * No driving between 11:01pm-5:00AM * No electronic devices. * Passengers limited to parents, guardians, dependents and one additional passenger unless parent/guardian is in the car. * Everyone in the car must wear seat belts. * Must have red decal on license plate	<b>Probationary License:</b> *Must pass road test * <u>Unsupervised</u> driving for 1 year <b>Restrictions:</b> *No time restrictions. * No passenger restrictions * No electronic devices * Everyone in the car must wear seat belts * Does NOT need red decal
<b>Full Basic Unrestricted License:</b> Must be 18 years of age an upgrade to Basic License	<b>Full Basic Unrestricted License:</b> Must be 18 years of age(181/2) an upgrade to Basic License	<b>Full Basic Unrestricted License:</b> Must upgrade to Basic License

# 3 OPTIONS TERMS

Define **GDL** – **See page 16 in the manual.**

Driving School Instructor must be from an approved commercial driving school giving instruction in a dual brake vehicle.

**Supervising Driver** must be age 21 or older, driving for at least 3 years and have a NJ driver license.

"Practice driving" is the period of time when a person has a permit.

A **dependent** is your child or any adult whose welfare is your responsibility. You probably don't have any.

A GDL restriction for permit or probationary drivers is no driving between 11:01pm to 5:00am. That means that you **CAN** drive between 5:00am to 11:00pm.

\$100.00 fine if you do not comply with the GDL restrictions.

Suspensions and Postponements will effect when a Probationary and Full Basic Unrestricted license can be issued.

Minimum Age to obtain a full basic unrestricted license is 18.

**Red Decal** – Two red decals must be attached to the license plate. One must be attached to the front license plate and one on the back license plate.

Mrs. T. Skjold  
Immaculate Heart Academy  
Township of Washington, NJ



# **THE RED DECAL**

**MVC RED DECAL VIDEO**

**RED DECAL PSA**

**TEMPLE UNIVERSITY**

**PUBLIC HEALTH LAW RESEARCH**

**RED DECAL RESEARCH REPORT**

# **Page 8 & 24: Organ Donation**

**NJ Sharing Network**

**Website: [njsharingnetwork.org](http://njsharingnetwork.org)**

**Video: You Have the Power to  
Save Lives**

# Young Drivers: The High Risk Years

Video Guide: Read all the questions before you view the video. Answer question #1 as you are watching the video. As you view the video think about Questions #2, #3, & #4. Answer those questions after the video is done.

1. List all reasons why young drivers are at high risk of crashing.
2. What determines the type of driver a person is going to be – attitude or skill? Be prepared to explain your answer.
3. After viewing the video, explain how you feel about the Graduated Driver License Program.
4. Do you think this would be a good video for your parents to view? Be prepared to explain your answer.

# PARENT POLL QUESTIONS

**Interview one parent/guardian. Ask the following questions. Hand write the answers to the questions on this document. Bring the document to class. DO NOT GIVE THE DOCUMENT TO YOUR PARENT TO FILL OUT. You must have a face-to-face interview. After you have filled out the questions below, have your parents sign on the line provided.**

- 1. What do the letters GDL stand for?**
- 2. What is your biggest concern about me driving a car?**
- 3. What do you think is the number one reason that teen drivers crash?**
- 4. Can you explain anything about New Jersey's Graduated Driver's License?**
- 5. Who do you feel is the most important teacher when it comes to me learning to drive?**

**Parent Signature: \_\_\_\_\_**

**T. SKJOLD IMMACULATE HEART ACADEMY tskjold@ihanj.com**

# **INFORMATION IS SHARED AND COMPARED IN CLASS**

- **ENTER DATA ON GOOGLE  
DOC PIE CHART**
- **COMPARE TO INFO CARD**
- **REPEAT AND COMPARE AT  
THE END OF THE COURSE**

# Results

# PARENT POLL RESULTS

## HOW MUCH DO PARENTS KNOW ABOUT TEEN SAFE DRIVING?

The chart below compares New Jersey statewide statistics collected by the NJ Teen Safe Driving Coalition to a Parent/Guardian poll conducted in Driver Education Class at Immaculate Heart Academy in Washington Twp. NJ.

Topics	NJ Statewide Results	2015-16 IHA Pre D.E. Course Results	2015-16 IHA Post D.E. Course Results	2016-17 IHA Pre D.E. Course Results	2016-17 IHA Post D.E. Course Results
Parents/guardians who know what the letters GDL stand for.	55%	36.9%	69.8%	42.5%	85%
Parents/guardians who stated that car crashes was their biggest concern for their teens.	58%	45.6%	50.0%	30%	46%
Parents/guardians who lack some or any understanding of the GDL	68%	37.9%	29.0%	69%	41%
Parents/guardians who said they were the most important teacher when it comes to teaching teens how to drive	30%	36%	76%	66%	73%
Parent/guardians who said distractions were the reason teens crash	34%	82%	88%	84%	84%
Parents/guardians who said lack of experience was the reason teens crash.	31%	8.7%	6.3%	6%	7.4%

# Road Test: Page 34 or 53+

## Five Star Driving School

### Tips on Passing Your Road Test



# DASHBOARD/INSTRUMENT PANEL ASSIGNMENT

Using the attached paper make a sketch of a dashboard. Use the vehicle you are most likely to be driving when you get your permit. If you are not sure what vehicle you will be driving, then use any family member's vehicle. The sketch will include the instrument panel as well as the dashboard. This will be graded as a test.

**Include the following items by using their symbol somewhere on the sketch. Use the letters below when labeling each symbol. Use one color for the sketch and another color for the letter that represents the symbol. Do not confuse indicators with switches.** If the vehicle has a **console**, draw it on the back of the sketch. Do not include and instruments you are NOT required to have on the sketch. Sketch it the way you see it. Put your name and class color on the back of the sketch. Do not use the color red on the dashboard sketch.

**Sketch letters A-Z are worth 4 points each.**

- |   |                                |
|---|--------------------------------|
| A. ABS indicator  | B. Speedometer                 |
| C. Oil pressure light or gauge                                  | D. Odometer with exact mileage |
| E. Engine temperature light or gauge                            | F. Gear selection lever        |
| G. Electrical system light or gauge (battery)                   | H. High beam indicator         |
| I. Brake system warning light (Not ABS)                         | J. Parking Brake indicator     |
| K. Ignition/Starter Switch or Button                            | L. Turn signal lever           |
| M. Emergency flasher/hazard indicator                           | P. Turn signal indicators      |
| R. Emergency flasher/hazard control switch                      | S. Seat belt indicator         |
| T. Fuel gauge & show how much gas is in the car                 | V. Windshield wiper switch     |
| W. Headlight switch   |                                |
| Z. Gear selection indicator & indicate what gear the car is in. |                                |

# DASHBOARD/INSTRUMENT PANEL QUESTIONS

Answer the following questions.

1. Write the **name** below of the person who owns the car.
2. What do the letters “ABS” stand for?
3. List the car manufacture, year manufactured, and car model.
4. Does the car have a center Console?
5. Does the car have automatic or manual transmission?
6. Explain what the driver of your car has to do to start the ignition. (Letter K)

# PASSIVE SAFETY DEVICES

## Passive Safety Devices

## New Jersey Law

## Driver Education

Permit or Probationary License Drivers (GDL) and their passengers must be properly restrained in a seat belt or child safety seat/booster seat regardless of where they are seated in the vehicle.

- ❖ It is a primary offense. A police officer can pull over the vehicle just because the driver or passengers aren't properly restrained.
- ❖ The driver is responsible for themselves and passengers under age 18. The driver will get the ticket
- ❖ Passengers 18 and over are responsible for themselves. The passenger will get the ticket
- ❖ The driver may also get a ticket for violating a GDL restriction.

Once a driver is fully licensed (no longer GDL) all passengers must be properly restrained in a seat belt or child safety seat/booster seat regardless of where they're sitting in the vehicle.

- ❖ It is a primary offense if the DRIVER, FRONT SEAT PASSENGERS (regardless of age), OR PASSENGERS UNDER 18 (regardless of where they are seated) are not properly restrained. The driver will get the ticket if the unrestrained passenger is under 18. If the passenger is 18+, that passenger will get the ticket.
- ❖ It is a secondary offense if a passenger 18 or older is unrestrained in the back seat. If the vehicle is pulled over by the police for any primary offense (including the driver not wear a seat belt) the 18+ passenger will get the ticket.

## Car Seats – Child Restraints – NJ Law Effective 9/1/2015

**Always check the manufacture's instruction, YouTube site, and label to ensure the proper weight, height, and usage. Children are safest in the back seat. Never place a rear facing car seat in the front passengers seat with an active airbag.**

Under Age 2	Under Age 4	Under Age 8
Weigh less than 30 lbs	Weight less than 40 lbs	AND Height less than 57 inches
Rear facing 5 point harness car seat	Rear or forward facing 5 point harness car seat	Forward facing 5-point harness or a Booster Seat.
		

Created by T. Skjold - Immaculate Heart Academy, P.Fisher - Teen Safe Driving Coalition, & J. Leach - Morristown Medical Center

# Pages 40-44:

## Passive Safety Devices

1. How To Wear A Seat Belt Properly
2. Heaven Can Wait
3. Rear Seat Belt Passenger #1
4. Rear Seat Belt Passenger #2
5. Reducing Your Risk In The Crash
6. Embrace Life

## Passive Safety Devices Group Work

Name \_\_\_\_\_ Class Color \_\_\_\_\_

READ AND FOLLOW ALL DIRECTIONS!

### Group #1

Prince William and Princess Kate are spending their summer on LBI. (NJ)

William is the driver and Kate is the front seat passenger. Neither has on their seat belts. Their children sit unrestrained in the back seat with their great grandmother Queen Elizabeth. Use the chart to write the name of the person who gets the ticket and if it is a primary or secondary offense.

Offender	Person who gets the ticket	Primary or Secondary offense.
William		
Kate		
Queen Elizabeth		
Children		

### Group #2

Probationary driver McKenzie K. is driving. Kelly K. , who will turn 16 on December 4<sup>th</sup>, is the front seat passenger. Mrs. K. and Mrs. S. are back seat passengers. No one has on her seat belt. Use the chart to write the name of the person who gets the ticket and if it is a primary or secondary offense.

Offender	Name of Person(s) who can be issued tickets	Primary or Secondary Offense
McKenzie		
Kelly		
Mrs. K.		
Mrs. S.		

### Group #3: Refer to Group #2 scenario to answer the questions 1&2

1. Beside a seat belt violation, what other ticket might McKenzie receive?
2. Is it legal for McKenzie to have the passengers that are listed in the car?
3. A mother is released from the hospital with her 2-day-old infant. Her husband is driving mother and child home. Mother sits in the back seat. She is holding the baby. Holding the baby is important so that the child is not scrunched up in a car seat and mother can monitor the baby's breathing. Is this a legal situation? Explain your answer.

### Group #4: Discuss the following questions. Be prepared to share your thoughts with the class.

1. How responsible are you as a driver for the safety of your passengers
2. How responsible are you as a passenger for the safety of others in the car.

# **Page 75: Move Over Law**

**NJ Department of Law &  
Public Safety**

**NJ Move Over Law Video**

# INTRO TO CHAPTER 6

## Alcohol Quiz

Answer TRUE or FALSE to the questions below

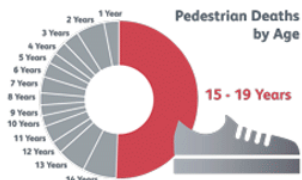
1. "BAC" stands for blood alcohol content
2. The legal blood level limit is .08 for all ages.
3. Reaction time is the first ability adversely effected by alcohol.
4. Coffee can help you sober up after drinking
5. You cannot be legally punished unless your BAC is over the legal limit.

# PEDESTRIAN SAFETY PAGE 136

## How Does a Teenager Cross the Road?

**Older teens now account for half of all pedestrian deaths among children 19 and under.** In the last five years, pedestrian injuries among 16-19 year olds increased 25% over the previous five years.

How big a problem is distraction? To find out, Safe Kids observed 34,325 middle and high school students crossing the street in a school zone. Here's what we learned.



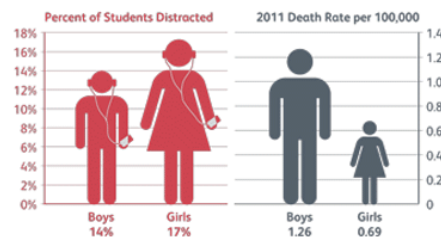
**One in five high schoolers and one in eight middle schoolers were observed crossing the street while distracted.**



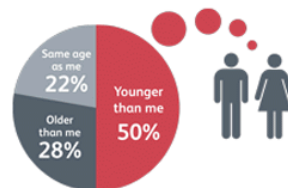
**Teens who were distracted were most frequently texting or wearing headphones.**



**Girls are more likely to walk while distracted, but the pedestrian death rate is 1.8 times higher for boys.**



**78% of teens perceive the most at-risk age group for pedestrian injuries to be one other than their own.**



Join the Moment of Silence Campaign to stop distracted walking.  
Learn more at [www.safekids.org](http://www.safekids.org)

**SAFE**  
**KIDS**  
WORLDWIDE

FedEx cares.



# ALLSTATE FAMILY PLEDGE

**AN EPIDEMIC**  
IS SWEEPING ACROSS AMERICA. CAUSING  
DRIVERS EVERYWHERE TO BLACK OUT  
FOR FIVE SECONDS AT A TIME. IT'S CALLED  
TEXTING AND DRIVING.



**WE PLEDGE NOT TO TEXT AND DRIVE** because it takes our eyes off the road for an average of 5 seconds. At 55 mph, that's like driving the length of a football field—completely blind.<sup>1</sup>

**WE PLEDGE NOT TO TEXT AND DRIVE** because it's like driving after having 4 beers.<sup>2</sup>

**WE PLEDGE NOT TO TEXT AND DRIVE** because it can make us 23 times more likely to crash.<sup>3</sup>

**WE PLEDGE NOT TO TEXT AND DRIVE** because car crashes kill an average of 11 teens each day.<sup>4</sup>

**WE PLEDGE NOT TO TEXT AND DRIVE** because distracted driving injures 330,000 people every year.<sup>5</sup>

MY FAMILY HEREBY PLEDGES **NOT TO TEXT AND DRIVE**



[ALLSTATE.COM/TEEN](http://ALLSTATE.COM/TEEN)

1. Virginia Tech Transportation Institute, available at [www.vtti.edu](http://www.vtti.edu)  
2. Setting Limits, Saving Lives—The Case for OS BAC Laws, available at [www.nhtsa.dot.gov](http://www.nhtsa.dot.gov)  
and A Comparison of the Cell Phone Driver and the Drunk Driver, available at  
<http://driewatch.org/nfl-phone-testing.asp>  
3. Virginia Tech Transportation Institute and NHTSA  
4. Insurance Institute for Highway Safety (IIHS) Fatality Facts 2008, available at [www.iihs.org](http://www.iihs.org)  
5. Harvard Center for Risk Analysis Study



**Thank You For Attending!!!**

**Terry Skjold**

**Immaculate Heart Academy**

**500 Van Emburgh Ave.**

**Twp. of Washington, NJ**

**07676**

**[tskjold@ihanj.com](mailto:tskjold@ihanj.com)**