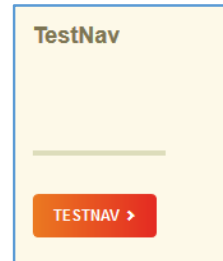


## Taking The ACT Practice Test

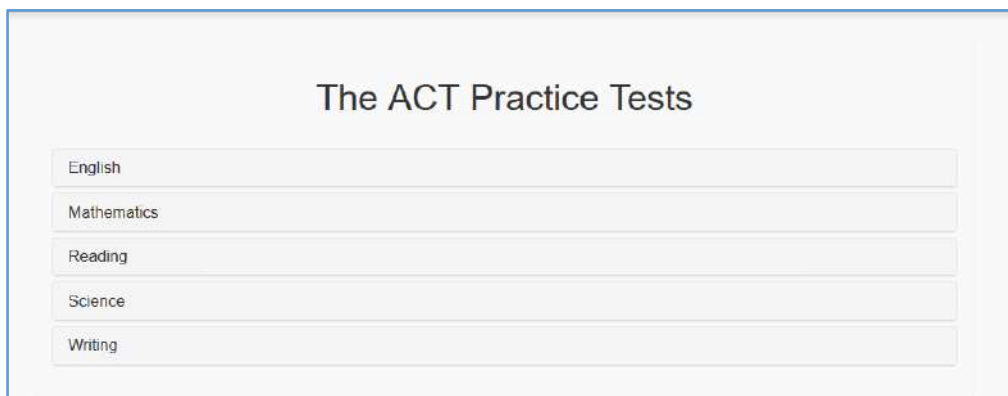
1. Go to <http://www.act.org/content/act/en/products-and-services/state-and-district-solutions/north-carolina.html>
2. Scroll down and click on the orange TESTNAV >



3. Click on Practice Tests link under the sign in boxes.



4. The page below displays.



5. Mathematics was selected in the screen below. Select Timed or Untimed.

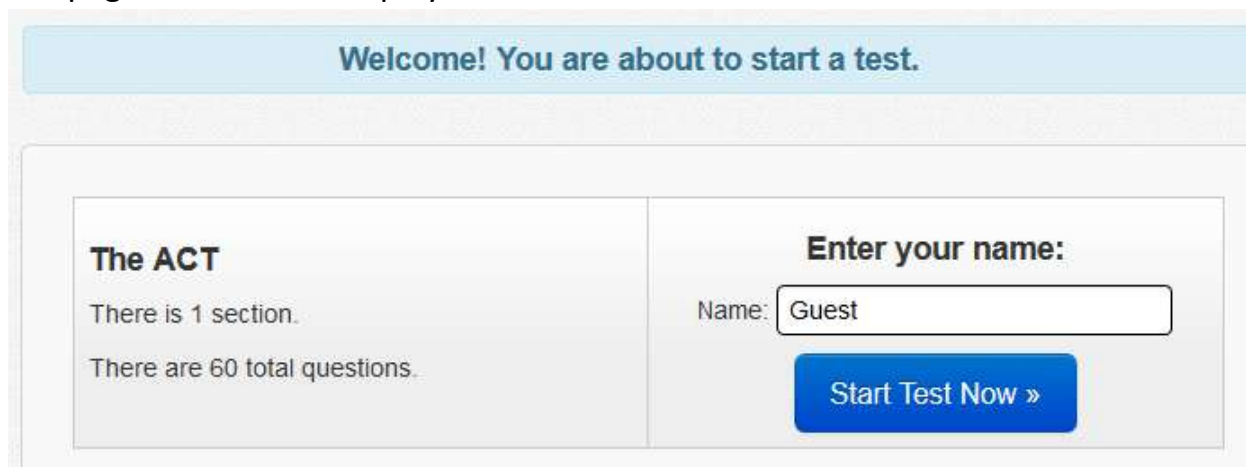


Mathematics

Mathematics – Timed

Mathematics – Untimed

6. Mathematics – Timed was selected for screen shot below. More info is below on the page that what is displayed below.



**Welcome! You are about to start a test.**

**The ACT**

There is 1 section.

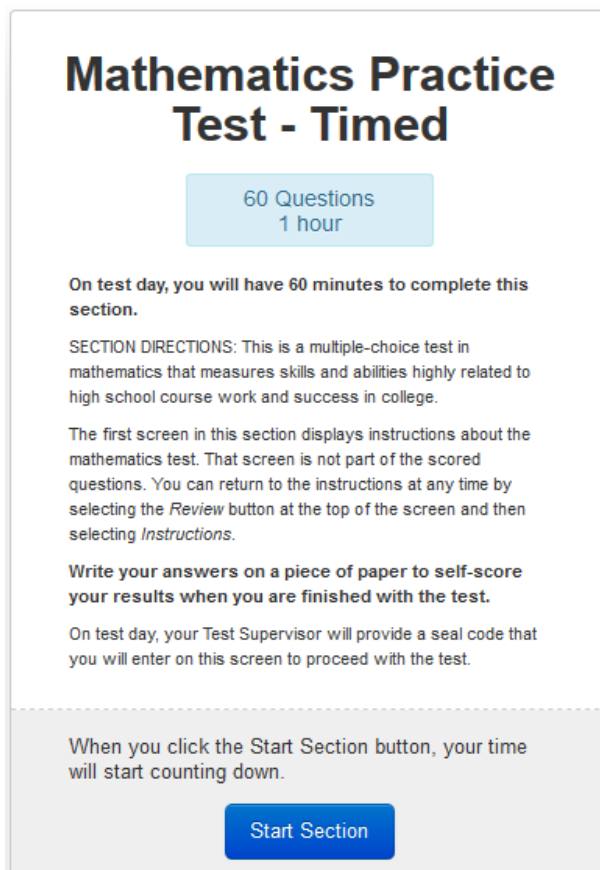
There are 60 total questions.

**Enter your name:**

Name:

**Start Test Now »**

7. Leave Guest in the Name: box and click “Start Test Now >>” button. The window below displays.
8. Click the ‘Start Section’ button at the bottom of screen to begin the Practice Test.



**Mathematics Practice Test - Timed**

60 Questions  
1 hour

On test day, you will have 60 minutes to complete this section.

SECTION DIRECTIONS: This is a multiple-choice test in mathematics that measures skills and abilities highly related to high school course work and success in college.

The first screen in this section displays instructions about the mathematics test. That screen is not part of the scored questions. You can return to the instructions at any time by selecting the *Review* button at the top of the screen and then selecting *Instructions*.

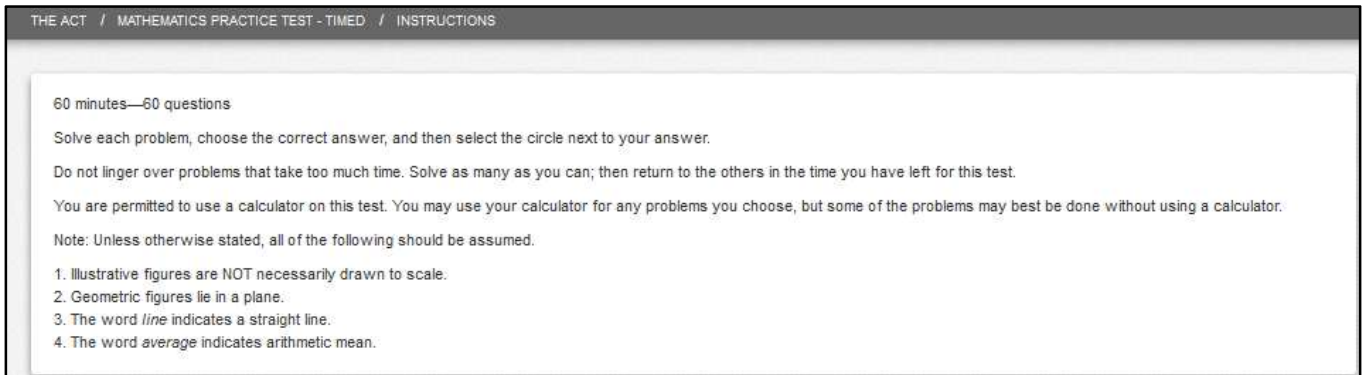
Write your answers on a piece of paper to self-score your results when you are finished with the test.

On test day, your Test Supervisor will provide a seal code that you will enter on this screen to proceed with the test.

When you click the Start Section button, your time will start counting down.

**Start Section**

9. The next page opens with instructions.



10. Click the blue arrow at top of window to continue to the next page.



11. The first question appears in the next screen.

12. The banner will display the number of question that is displayed.



13. Note the back arrow is now activated. May also review questions or Bookmark a question.

14. If a question is skipped and not answered, a message will appear at the end of the test. Below is a sample of the window.



15. If timed test is selected, a 5-minute Warning displays.

