

ELA Morning Meeting

August 26-30, 2019

- #WhatIsYourPurpose #WhatIsYourWhy

Review/ Recite the East Academy Mission and Vision

Review/ Recite the four Core Values

- #Trending Topics

Introduce and Discuss the Character Traits for August:

Cooperation and Growth Mindset

#QOTD / Turn n Talk: How did you show COOPERATION the first two weeks of school?

#QOTD / Turn n Talk: How was your mindset the first two (2) weeks? Was it a FIXED MINDSET or GROWTH MINDSET?

- Announcements:

8/27/19 NWEA Math Testing – Beginning of the Year

8/28/19 , 8/30/19 Cheer Practice 3:45pm-5:30pm

8/29/19 Back to School Bash 4pm-6pm

ELA Morning Meeting

August 26-30, 2019

- #WhatIsYourPurpose #WhatIsYourWhy

In your journals:

Write two paragraphs , 7 sentences or more:

**How are you living the East Academy mission and vision? (what are you doing specifically?)

**How are you living the four core values in and out school ?

- #Trending Topics

**Table Talk Discussion:

Growth Mindset / Learning From your Mistakes / Goal Setting

Vision Boards 2019-2020– Introduce Vision Board Project (PBL)

#Motivational Monday

P.O.D

- “One important key to success is self confidence. An important key to self confidence is preparation.”
- Directions:
 - Read the following quote
 - In your journal: Write two paragraphs about what this quote means to you . Write about how self confidence helps you to maintain academic excellence

#TedTalkTuesday

P.O.D

- 5th and 6th

Watch the video:

In your journal: Answer the following-

Reflect on the video: Synthesize the video:

Why is reading important? What do you like about reading ? What does reading do for you as a 5th or 6th grader?

- 7th and 8th grade:

Watch the video: “Self Confidence

In your journal: Answer the following-

Reflect on the video: Synthesize the video:

What does it mean to have “self confidence”? How can you have self confidence and maintain academic excellence?



#WisdomWednesday

P.O.D.

- “All things are difficult before they are easy!”

Directions:

- (1) Read the following quote.
- (2) In your journal, Write two paragraphs about what this quote means to you. Write about a time when something was difficult then became easy. How did it become easy? What did you do differently?

#ThinkAboutItThursday

P.O.D

Answer the following questions in two paragraphs:

5th grade: If you could wake up with a superpower, what superpower would you want to have?

6th grade: If your life right now were a Lifetime movie or Reality Show, what would it be called? Who would the characters be?

7th grade: “Can money buy you happiness?”

8th grade: “Can you dream of having a dream?”



#FreeYourMindFriday

- What's on your Mind
- Write about whatever you want.....

Review from August 12-16, 2019

- What are the 7 active reading strategies ?
- How do you use the active reading strategies to help you read and understand what you read?

Learning Goal

- RL 10

By the end of the week, 85% of the Middle School scholars will be able to master how to actively reading a grade level literary fiction text with 75%-80% accuracy and fluency.

Required Materials

- Class Notebook for Lecture Notes
- Composition Notebook for Writing
- Reading Material

5th and 6th The Lightning Thief ,The 7 Happy Kids

7th and 8th A Long Walk to Water , The 7 Habits of
Highly Effective Teens

- Pens
- Highlighter
- Growth Mindset

Monday, August 26, 2019

Synthesizing (Evaluating your reading

I DO

Teacher Directed
Lecture Notes

Active Reading Strategy #7

Synthesizing Texts



5th and 6th

Definition of Synthesize


Synthesizing is when you (1) stop to think on the small parts of a text, (2) then decide how will these small parts affect the entire subject as a whole

Synthesizing is when your thinking grows and changes as you read

--Before I read.... I thought.....

--While I read.... I am thinking....

--After I read..... I now think.....



7th and 8th


Formal Definition of Synthesis

- “Synthesizing is the process where a student merges new information with prior knowledge to form a new idea, perspective, or opinion to generate insight”
- Therefore, synthesis is an ongoing process.
- As new knowledge is acquired, it is synthesized with prior knowledge to generate new ideas.
- Synthesizing is “thinking critically”..... Its Critical thinking
- Synthesizing is all about your thinking growing as you read

Skills Needed for Synthesis

- “Synthesis is the most complex of the reading strategies.
- Synthesizing lies on a continuum of evolving thinking.
- Synthesizing runs the gamut from taking stock of meaning while reading to achieving new insight”
- The skills needed to synthesize reading materials
 - the ability to summarize information
 - paraphrase information
 - compare and contrast it.
- Other necessary skills are
 1. the ability to separate fact from opinion,
 2. draw inferences based on the facts presented,
 3. evaluate that information to form your own conclusions.

Metaphors



A Journey

- Synthesizing can be compared to a journey.
- (1) Begin with prior knowledge of a topic
- (2) Gather and gain new knowledge about that topic from a variety of sources
- (3) Then combine and analyze this information
- (4) Lastly at your final destination: evaluate the information and form an opinion.

Another Metaphor





The Jigsaw Puzzle Metaphor

- Another way to view synthesizing is to look at it as putting the pieces of a puzzle together.

You collect the pieces of information from various sources and find connections to put together the entire picture.

The Scaffolding Metaphor



Building upon Prior Knowledge

- Since newly acquired information should be synthesized with previously learned information,
- You should activate your prior knowledge of a topic being studied, researched, or discussed in class.
- Make connections between new and prior knowledge in a synthesis journal as you read. This will result in easier understanding of new information

Synthesis Journal

- “Synthesis journals take multiple perspectives on a topic from various sources and attempt to synthesize them all. . . .[The information can come] from a text, a video . . . classmates, and personal experiences . . . to develop an overall synthesis” (McAlexander and Burrell).
- Therefore, a synthesis journal will contain knowledge brought to the lesson and all information learned in the course of the lesson from a variety of sources.

Graphic Organizers

- As an alternative to a synthesis journal, Shannon Bumgarner suggests the use of a graphic organizer to aid students in synthesizing reading materials.
- The graphic organizer contains three columns: “Five Key Concepts,” “Put the Concept in Your Own Words,” and “Explain Why the Concept Is Important & Make Connections to Other Concepts.”

Conclusion

- Finally, by activating prior knowledge of a topic, comparing and contrasting information, and separating fact from opinion, you will be able to synthesize information from a variety of sources, form educated opinions, and draw logical conclusions.

Synthesize Reading "Putting it all together"

Name: _____

BOOK TITLE

At first, I thought...

While I was reading I started...

After reading the story, I think...

SYNTHESIS SUNDAE

Synthesize Reading

“Putting it all together”

Name _____

Open Document(s) 10/22/20

Before
You Read

Record the knowledge you already have.

+

While
You Read

Record the information you collect while reading the text.

=

After
You Read

Now push yourself to use past knowledge and the new information you collected while reading. Is there a unique thought, opinion, or question?

Before Reading Fiction.....

- Determine the purpose of reading
- Use the following active reading strategies-
Infer and Predict
- Write down everything you know before you read
 - Ask yourself:
Why am I reading this story?
 - To Do List:
 - (1) Read the title and look at the illustrations, PREDICT what is the story will be about??
 - (2) Why do you think you are reading this story? Explain in 1-3 sentences.

Before Reading Non-Fiction.....

- Making predictions
- Identifying the Main Idea
- Use the following active reading strategies-
Infer and Predict
- Write down everything you know before you read
 - Ask yourself:
Why am I reading this story?
 - To Do List:
 - (1) Browse the text, Look at the title, Chapter titles, and Headings
 - (2) What do you think the Main idea will be? Explain in 1-3 sentences

During Reading Fiction

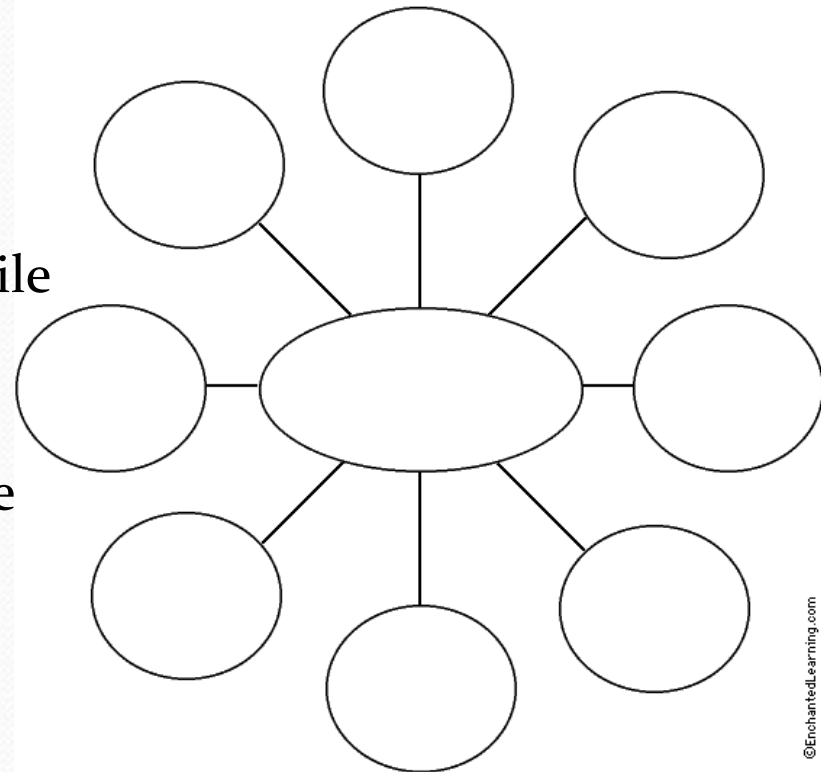
- Analyzing Characters
- Questioning
- Use the following active reading strategies-
Visualize, Questioning
- Write down everything you learned while you were reading
- To Do List:
 - (1) Pretend that you are a reporter interviewing one of the characters
 - (2) Write down 5 -10 questions you would ask
 - (3) Write down what you think the response would be

During Reading Non-Fiction

- Categorizing
- Questioning
- Use the following active reading strategies-

Visualize, Questioning

- Write down everything you learned while you were reading
- To Do List:
 - (1) Write the topic in the center of the page and circle it
 - (2) Create a Mind Map
 - (3) Find 5 details to support or explain the topic



After Reading Fiction

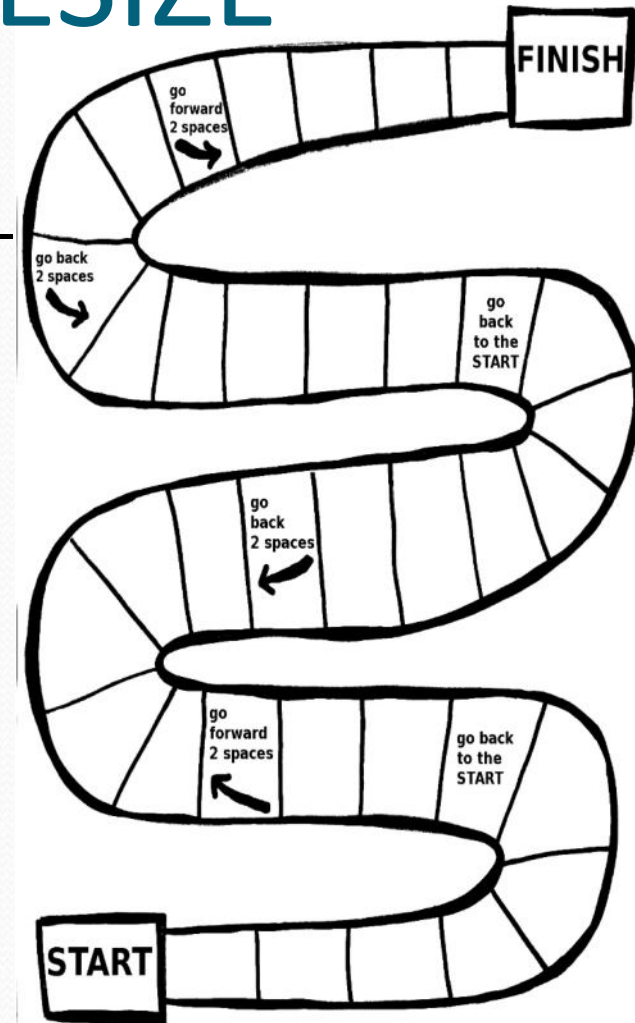
TIME TO SYNTHESIZE

- Identifying Story Elements
- Use the following reading strategies-
Connection, Inference
- Use your “Before Reading “ and “After Reading” Notes to identify what you learned
- Put together a NEW and UNIQUE thought, question, idea or meaning of the story

After Reading Non-Fiction

TIME TO SYNTHESIZE

- Check for Understanding
- Use the following reading strategies-
Connection, Inference
- Create a Board game
- Write a question about the text in each box
- Find a partner to play the board game – Practice asking each other questions about the text



Writing a Synthesized Response

- **Paragraph One**

Introduce the book or story, author's name, and information about the author

- **Paragraph Two**

What did you think about the text before you even started reading; Thoughts/ Feelings/ Emotions

- **Paragraph Three and Four**

What did you think about the text while you were reading; Questions/Concerns/ Comments

- **Paragraph Five**

Final Thoughts: What did you learn? What did you find interesting? What's the big picture? What's the meaning ?

Tuesday, August 27, 2019

Annotation Strategy to help you Synthesize your
reading

I DO

Teacher Directed
Lecture Notes

Wednesday, August 28, 2019

Close Reading Strategy to help you Synthesize your
reading

I DO

Teacher Directed
Lecture Notes



We Do

Guided Classwork

Monday, August 26, 2019

Modeled Instruction (Review your Test)

- Before you read the nonfiction text (Paragraph 1)
(USE THE PREDICTION STRATEGY)

Who's the author? What is the name of the non fiction text? What do you think its about?

- Start reading the text (Paragraph 2 & 3)
(USE THE QUESTION & VISUALIZE STRATEGY)

Who's the characters? What is going on in the text? What do you understand? What don't you understand ? What do you wonder about? What other questions you have?

- After you are finished reading the text (Paragraph 4 & 5)
(USE THE INFER, CONNECT, & SUMMARIZE STRATEGY)

What does all this mean? What's the big idea ? What lessons did I learn?
What did I think about this book? What questions do I still have

Tuesday, August 27, 2019

Synthesizing Nonfiction

Using the “Reading is Thinking- Synthesizing” worksheet

Text: 5th and 6th --- Habit Two in The 7 Habits of Happy Kids
7th and 8th --- “Habit One in The 7 Habits of Highly Effective Teens”

- Look at the Chapter in the Nonfiction Book and use the “Prediction and Inference” strategy to complete “Before I read, I was thinking.....”
- Read the Chapter aloud and use the “Visualize” or “Connect” or “Question” strategy and complete the “During Reading, I was thinking.....”
- At the end of the chapter , Complete “After I read, I was thinking

Synthesizing Nonfiction

Using the “Reading is Thinking- Synthesizing” worksheet

Text: 5th and 6th --- Habit Two in The 7 Habits of Happy Kids
7th and 8th --- “Habit One in The 7 Habits of Highly Effective Teens”

Extended Response (Using the RACE strategy)

Using your notes, Write a one – two paragraph response that evaluates the chapter you read. Use evidence (clues) from the text. Use examples from your own knowledge and life as well as from the text.

Synthesizing Nonfiction

Sentence Stems:

“ I used to think, but now I think.....”

“My new thinking is”

“I’m beginning to think....”

“While I was reading, I started to think...”

“My perspective has changed....”

“I started to realize that”

“In the end , I understand...”

My new understanding is”

Wednesday, August 28, 2019

Synthesizing Nonfiction

Using the “Reading is Thinking- Synthesizing” worksheet

Text: 5th and 6th --- Habit Three in The 7 Habits of Happy Kids

7th and 8th --- “Habit Two in The 7 Habits of Highly Effective Teens”

- Look at the Chapter in the Nonfiction Book and use the “Prediction and Inference” strategy to complete “Before I read, I was thinking.....”
- Read the Chapter aloud and use the “Visualize” or “Connect” or “Question” strategy and complete the “During Reading, I was thinking.....”
- At the end of the chapter , Complete “After I read, I was thinking

Synthesizing Nonfiction

Using the “Reading is Thinking- Synthesizing” worksheet

Text: 5th and 6th --- Habit Two in The 7 Habits of Happy Kids
7th and 8th --- “Habit One in The 7 Habits of Highly Effective Teens”

Extended Response (Using the RACE strategy)

Using your notes, Write a one – two paragraph response that evaluates the chapter you read. Use evidence (clues) from the text. Use examples from your own knowledge and life as well as from the text.

Synthesizing Nonfiction

Sentence Stems:

“ I used to think, but now I think.....”

“My new thinking is”

“I’m beginning to think....”

“While I was reading, I started to think...”

“My perspective has changed....”

“I started to realize that”

“In the end , I understand...”

My new understanding is”

Thursday, August 29, 2019

Synthesizing Nonfiction

Using the “Reading is Thinking- Synthesizing” worksheet

Text: 5th and 6th --- Habit Four in The 7 Habits of Happy Kids
7th and 8th --- “Habit Three in The 7 Habits of Highly Effective Teens”

- Look at the Chapter in the Nonfiction Book and use the “Prediction and Inference” strategy to complete “Before I read, I was thinking.....”
- Read the Chapter aloud and use the “Visualize” or “Connect” or “Question” strategy and complete the “During Reading, I was thinking.....”
- At the end of the chapter , Complete “After I read, I was thinking

Synthesizing Nonfiction

Using the “Reading is Thinking- Synthesizing” worksheet

Text: 5th and 6th --- Habit Two in The 7 Habits of Happy Kids
7th and 8th --- “Habit One in The 7 Habits of Highly Effective Teens”

Extended Response (Using the RACE strategy)

Using your notes, Write a one – two paragraph response that evaluates the chapter you read. Use evidence (clues) from the text. Use examples from your own knowledge and life as well as from the text.

Synthesizing Nonfiction

Sentence Stems:

“ I used to think, but now I think.....”

“My new thinking is”

“I’m beginning to think....”

“While I was reading, I started to think...”

“My perspective has changed....”

“I started to realize that”

“In the end , I understand...”

My new understanding is”

Friday, August 30, 2019

Synthesizing Nonfiction

Using the “Reading is Thinking- Synthesizing” worksheet

Text: 5th and 6th --- Habit Five in The 7 Habits of Happy Kids
7th and 8th --- “Habit Four in The 7 Habits of Highly Effective Teens”

- Look at the Chapter in the Nonfiction Book and use the “Prediction and Inference” strategy to complete “Before I read, I was thinking.....”
- Read the Chapter aloud and use the “Visualize” or “Connect” or “Question” strategy and complete the “During Reading, I was thinking.....”
- At the end of the chapter , Complete “After I read, I was thinking

Synthesizing Nonfiction

Using the “Reading is Thinking- Synthesizing” worksheet

Text: 5th and 6th --- Habit Two in The 7 Habits of Happy Kids
7th and 8th --- “Habit One in The 7 Habits of Highly Effective Teens”

Extended Response (Using the RACE strategy)

Using your notes, Write a one – two paragraph response that evaluates the chapter you read. Use evidence (clues) from the text. Use examples from your own knowledge and life as well as from the text.

Synthesizing Nonfiction

Sentence Stems:

“ I used to think, but now I think.....”

“My new thinking is”

“I’m beginning to think....”

“While I was reading, I started to think...”

“My perspective has changed....”

“I started to realize that”

“In the end , I understand...”

My new understanding is”

The background is a solid blue gradient with subtle, wavy lines that create a sense of depth and movement. The lines are more pronounced near the top and fade towards the bottom.

You Do

Productive Struggle / Independent Work

Monday, August 26, 2019

Synthesizing Fiction

Independent Work:

Using the “Reading is Thinking- Synthesizing” worksheet

Text: 5th and 6th --- The Lightning Thief

7th and 8th --- A Long Walk to Water (Selected students- Inside Out and Back Again)

DUE AT THE END OF CLASS on a SEPARATE SHEET OF PAPER:

(1) Create the “Reading is Thinking- Synthesizing” worksheet-- Take notes before your read, during read, and take notes after reading

(2) Read Chapter One

(3) Extended Response (Using the RACE strategy)

Using your notes, Write a one – two paragraph response that evaluates the chapter you read. Use evidence (clues) from the text. Use examples from your own knowledge and life as well as from the text.

Tuesday, August 27, 2019

Synthesizing Fiction

Independent Work:

Using the “Reading is Thinking- Synthesizing” worksheet

Text: 5th and 6th --- The Lightning Thief

7th and 8th --- A Long Walk to Water (Selected students- Inside Out and Back Again)

DUE AT THE END OF CLASS on a SEPARATE SHEET OF PAPER:

(1) Create the “Reading is Thinking- Synthesizing” worksheet-- Take notes before your read, during read, and take notes after reading

(2) Read Chapter Two

(3) Extended Response (Using the RACE strategy)

Using your notes, Write a one – two paragraph response that evaluates the chapter you read. Use evidence (clues) from the text. Use examples from your own knowledge and life as well as from the text.

Wednesday, August 28, 2019

Synthesizing Fiction

Independent Work:

Using the “Reading is Thinking- Synthesizing” worksheet

Text: 5th and 6th --- The Lightning Thief

7th and 8th --- A Long Walk to Water (Selected students- Inside Out and Back Again)

DUE AT THE END OF CLASS on a SEPARATE SHEET OF PAPER:

(1) Create the “Reading is Thinking- Synthesizing” worksheet-- Take notes before your read, during read, and take notes after reading

(2) Read Chapter Three

(3) Extended Response (Using the RACE strategy)

Using your notes, Write a one – two paragraph response that evaluates the chapter you read. Use evidence (clues) from the text. Use examples from your own knowledge and life as well as from the text.

Thursday, August 29, 2019

Synthesizing Fiction

Independent Work:

Using the “Reading is Thinking- Synthesizing” worksheet

Text: 5th and 6th --- The Lightning Thief

7th and 8th --- A Long Walk to Water (Selected students- Inside Out and Back Again)

DUE AT THE END OF CLASS on a SEPARATE SHEET OF PAPER:

(1) Create the “Reading is Thinking- Synthesizing” worksheet-- Take notes before your read, during read, and take notes after reading

(2) Read Chapter Four

(3) Extended Response (Using the RACE strategy)

Using your notes, Write a one – two paragraph response that evaluates the chapter you read. Use evidence (clues) from the text. Use examples from your own knowledge and life as well as from the text.

Friday, August 30, 2019

- Constructed Response/Extended Response
 - Read the following fiction story, using the active reading strategies taught in class.
 - Using the RACE strategy, Answer the following question in one to two paragraphs.
 - Cite at least 3-5 statements of evidence.

Synthesize and Evaluate your reading: How did your thinking change as you read the story?

Homework

Due the next school day

Monday – August 26, 2019

READING:

- Study class lecture notes on “Synthesizing” , “Writing Process”, and “Personal Narrative”
- Finish your Ch. 1..... (Make sure you take good notes)

YOU CANNOT TAKE THE BOOK HOME

- Re-read your Book Report... Synthesize your book report
- Go through your IG or social media page.... Find 10 IG accounts Synthesize 10 different IG pages

(No IG?? Watch 2 news programs and 4 tv shows ... Synthesize the television programs)

(No TV?? Read fiction or non fiction book given by Ms. McDonald and Synthesize your reading)

(Hint: Use the practice example as your guide)



Tuesday—August 27, 2019



Wednesday, August 28, 2019



Thursday-August 29, 2019



Friday—August 30, 2019