



# **SY 2022-2023 Fall Block NJSLA Analysis**

Sending School Superintendent Meeting  
Impact on Student Placement  
February 22, 2023



# Current Placement Practice (Grade 9)

## Current Levels

- Honors
- College Prep A
- College Prep B
- Resource

Placement is based on **3 pieces of data**:

- 8th Grade Benchmark results (January LinkIt B benchmark administration) - administered by the sending schools
- 8th Grade Teacher Recommendation
- 8th Grade Course Grade

Number of results: 207

Average Score 40.5%

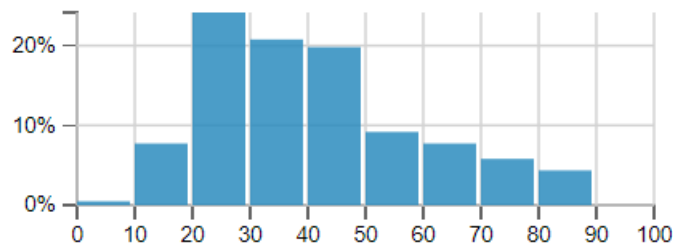
Achievement:



Not Meeting Partially Meeting Approaching  
Bubble Meeting Exceeding

☐ Show district results

Score distribution: (% of students in each band)



Considine

Admissions Class Magnolia Average Score 39%

42 results

Admissions Class Somerdale Park Average Score 41%

52 results

Admissions Class Yellin Average Score 41%

113 results

- 11% of all 8th grade students - Project "Meeting" on 8th grade NJSLA
- 7% of all 8th grade students-Project "Bubble" on 8th grade NJSLA
- Data includes all 8<sup>th</sup> grade students from sending schools (including 8<sup>th</sup> grade students taking Algebra I and 8<sup>th</sup> graders who may not attend Sterling)

Cut Score Correlations

G8 Math	A	< 12%	12% - 31%	32% - 51%	52% - 61%	62% - 93%	94% +
G8 Math	B	< 25%	25% - 45%	46% - 65%	66% - 75%	76% - 87%	88% +
G8 Math	C	< 31%	31% - 56%	57% - 82%	83% - 92%	93% - 96%	97% +



## 2022-2023 NJSLA Algebra 1 Results (Fall Block)

Based on 37 CPA test takers:

0%: Exceeding Expectations

3%: Meeting Expectations ( 1 student)

43%: Approaching Expectations (16 students)

46%: Partially Meeting Expectations (17 students)

3%: Did Not Meet Expectations (1 student)

2 students did not take the exam

## Students Taking Algebra I in 8<sup>th</sup> Grade

School (# of students in Alg. 1)	% of Students Level 4+5
Magnolia (12)	66.7%
Somerdale (16)	37.5%
Yellin (30)	70%

11 9<sup>th</sup> grade students enrolled in S1 Geometry after completing Algebra I in 8<sup>th</sup> grade

- Of those 11, we received Algebra NJSLA results for 9 of them - all of the students scored “Approaching” or lower on the Algebra I NJSLA
- Of those 11, none of those students scored above “Approaching” on the Geometry NJSLA



## 2021-22 Gr 8 Math LinkIt! NJSL Form B



Number of results: 207

Average Score 40.5%

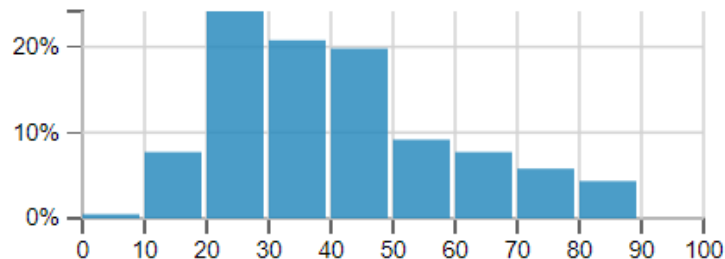
Achievement:



Not Meeting Partially Meeting Approaching  
Bubble Meeting Exceeding

☐ Show district results

Score distribution: (% of students in each band)



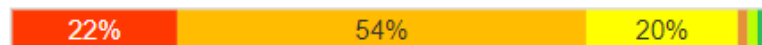
## 2022-23 Gr 8 Math LinkIt! NJSL Form B



Number of results: 229

Average Score 37.3%

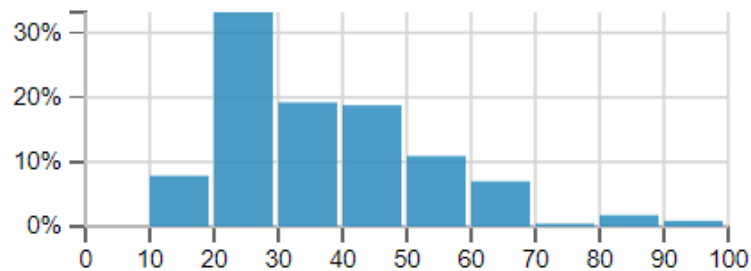
Achievement:



Not Meeting Partially Meeting Approaching  
Bubble Meeting Exceeding

☐ Show district results

Score distribution: (% of students in each band)



**Considine** ➤

Admissions Class Magnolia	Average Score	39%
	42 results	
Admissions Class Somerdale Park	Average Score	41%
	52 results	
Admissions Class Yellin	Average Score	41%
	113 results	

## Results by school '21-'22

## Results by school '22-'23

**Considine** ➤

Admissions Class - Magnolia	Average Score	37%
	51 results	
Admissions Class - Somerdale Park	Average Score	40%
	60 results	
Admissions Class - Yelin	Average Score	36%
	118 results	



# Recommendations

- Full Year Mathematics courses for all 9th grade Algebra I students
- Hire an additional Math Teacher
- Implementation of an intervention program within the 80-minute block to support lack of pre-requisite skill knowledge
- Possible summer math intervention and/or enrichment program (for interested students?)
- Requirement that students who complete Algebra I in 8<sup>th</sup> grade MUST achieve a score of “Meeting” or “Exceeding” on the NJSLA to place into Geometry in 9th grade
  - Students who do not score high enough on the NJSLA can choose to take the LinkIt benchmark at Sterling in the summer. A score of “Meeting” or “Exceeding” will place them into Geometry
  - Students who place into Geometry must also complete an Algebra review packet in the summer before beginning Geometry.



Number of results: 204

Average Score 55.4%

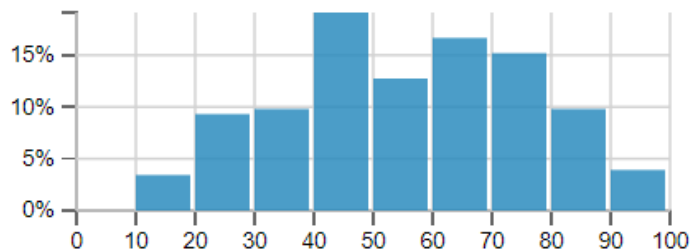
Achievement:



■ Not Meeting
 ■ Partially Meeting
 ■ Approaching
 ■ Bubble
 ■ Meeting
 ■ Exceeding

☐ Show district results

Score distribution: (% of students in each band)



Cut score correlations

English I	A	< 7%	7% - 26%	27% - 47%	48% - 57%	58% - 80%	81% +
English I	B	< 6%	6% - 26%	27% - 48%	49% - 58%	59% - 82%	83% +
English I	C	< 6%	6% - 27%	28% - 49%	50% - 59%	60% - 85%	86% +

Considine

Admissions Class Magnolia Average Score 52%

38 results

Admissions Class Somerdale Park Average Score 51%

52 results

Admissions Class Yellin Average Score 58%

114 results

- 14% of all 8th grade students project "Exceeding" on the 8th grade NJSLA
- 32% of all 8th grade students project "Meeting" on the 8th grade NJSLA
- 13% of all 8th grade students project "Bubble" on the 8th grade NJSLA



# English

80 Students in Grade 9 English in S1:

- 43 in CPA (2 sections)
- 15 in CPB (2 sections)
- 22 in Honors (1 section)



## 2022-2023 NJSLA English 1 Results (Fall Block)

Based on 80 test takers in H (22 students), CPA (43 students), CPB (15 students) levels:

5%: Exceeding Expectations (4 students)

37.5%: Meet Expectations (30 students)

17.5%: Approaching Expectations: (14 students)

24%: Partially Meeting Expectations (19 students)

14%: Did Not Meet Expectations (11 students)

2 students Did Not Test



# Recommendations

- Current practice: students entering 9th grade are placed into classes using 3 pieces of data
  - LinkIt benchmark
  - Teacher recommendation (8th grade)
  - Current 8th grade Course grade (recommendations made in January)
- Based on S1 NJSLA results, conversations with teachers and counselors, we are concerned that there is not enough data to appropriately place students in leveled classes.
- S1 NJSLA data shows that with the exception of the Honors students, students in CPA or CPB do not perform considerably different and/or grow based on the level of their classes.
- Recommendation: 1 level of CP for all 9th grade students/classes for SY 2023-2024 with the exception of Honors students. Students take a separate exam and must score at a specific level in order to be placed in the honors class (as opposed to a relative score currently used)
- At the completion of the 9th grade year students will have at least 6 pieces of data with which to make leveling decisions:
  - 2-3 LinkIt benchmarks (ELA and Math) - as well as 8th grade prior data
  - 8th and 9th grade NJSLA data
  - 9th grade course grades and teacher recommendations