



OREGON
DEPARTMENT OF
EDUCATION

Oregon achieves... together!

OREGON AT-A-GLANCE DISTRICT PROFILE

Corbett SD 39

2021-22

SUPERINTENDENT: Derek Fialkiewicz | 35800 E Hist Columbia River Hwy, Corbett 97019 | 503-261-4200

Students We Serve




1,029


Student Enrollment

DEMOGRAPHICS


American Indian/Alaska Native




Asian




Black/African American




Hispanic/Latino



Multiracial



Native Hawaiian/Pacific Islander



White



5%

Ever English
Learners



16

Languages
Spoken

17%

Students
with
Disabilities

8%

Mobile
Students

>95%

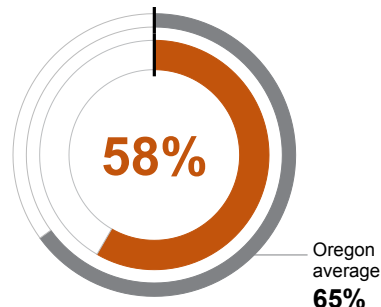
Free/
Reduced
Price Lunch

*<10 students or data unavailable

Start Strong

Grades K-2 REGULAR ATTENDERS

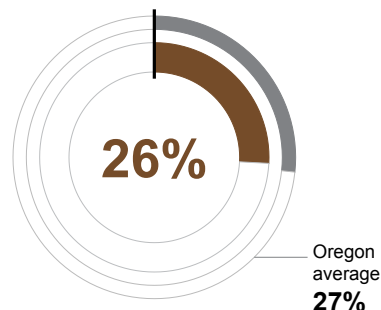
Students who attended more than 90% of their enrolled school days.



High School Success

Grade 8 MATHEMATICS

Students meeting state grade-level expectations.

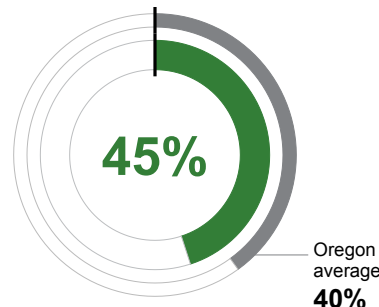


District Goals

To foster intellectual development and promote social equity for all students, maintain and plan for adequate facilities, operate the District in a fiscally responsible manner, and maintain positive and collaborative relationships within all district communities.

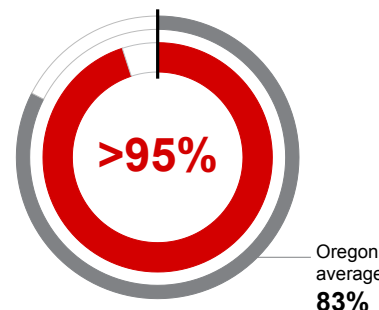
Grade 3 ENGLISH LANGUAGE ARTS

Students meeting state grade-level expectations.



Grade 9 ON-TRACK TO GRADUATE

Students earning one-quarter of graduation credits in their 9th grade year.



State Goals

The Oregon Department of Education is partnering with school districts and local communities to ensure a 90% on-time, four year graduation rate by 2025. To progress toward this goal, the state will prioritize efforts to improve attendance, provide a well-rounded education, invest in implementing culturally responsive practices, and promote continuous improvement to close opportunity and achievement gaps for historically and currently underserved students.

Academic Progress

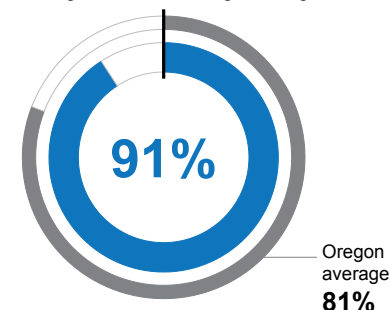
Grades 3-8 INDIVIDUAL STUDENT PROGRESS

Year-to-year progress in English language arts and mathematics.

Data not available in 2021-22

Grade 12 ON-TIME GRADUATION

Students earning a diploma within four years. Cohort includes students who were first-time ninth graders in 2017-18 graduating in 2020-21.





OREGON
DEPARTMENT OF
EDUCATION

Oregon achieves... together!

OREGON AT-A-GLANCE DISTRICT PROFILE CONTINUED

Corbett SD 39

Outcomes

2021-22

Our Staff (rounded FTE)



6

Administrators



56

Teachers



16

Educational
assistants



2

Counselors



0

Licensed
Librarians



0

Psychologists



77%

% of licensed teachers
with more than 3 years
of experience

Grades K-2 REGULAR ATTENDERS

American Indian/Alaska Native	<10 students or data unavailable
Asian	<10 students or data unavailable
Black/African American	<10 students or data unavailable
Hispanic/Latino	32%
Multiracial	56%
Native Hawaiian/Pacific Islander	<10 students or data unavailable
White	62%
Free/Reduced Price Lunch	58%
Ever English Learner	<10 students or data unavailable
Students with Disabilities	44%
Migrant	<10 students or data unavailable
Homeless	<10 students or data unavailable
Students in Foster Care	<10 students or data unavailable
Talented and Gifted	<10 students or data unavailable
Female	55%
Male	62%
Non-Binary	<10 students or data unavailable

Grade 8 MATHEMATICS

American Indian/Alaska Native	<10 students or data unavailable
Asian	<10 students or data unavailable
Black/African American	<10 students or data unavailable
Hispanic/Latino	30%
Multiracial	<10 students or data unavailable
Native Hawaiian/Pacific Islander	<10 students or data unavailable
White	23%
Free/Reduced Price Lunch	26%
Ever English Learner	<10 students or data unavailable
Students with Disabilities	<5%
Migrant	<10 students or data unavailable
Homeless	<10 students or data unavailable
Students in Foster Care	<10 students or data unavailable
Talented and Gifted	<10 students or data unavailable
Female	32%
Male	22%
Non-Binary	<10 students or data unavailable

Grade 3 ENGLISH LANGUAGE ARTS

<10 students or data unavailable
<10 students or data unavailable
<10 students or data unavailable
<10 students or data unavailable
<10 students or data unavailable
<10 students or data unavailable
46%
45%
<10 students or data unavailable
<5%
<10 students or data unavailable
<10 students or data unavailable
<10 students or data unavailable
<10 students or data unavailable
<10 students or data unavailable
48%
41%
<10 students or data unavailable

Grade 9 ON-TRACK TO GRADUATE

<10 students or data unavailable
<10 students or data unavailable
<10 students or data unavailable
<10 students or data unavailable
<10 students or data unavailable
<10 students or data unavailable
>95%
>95%
<10 students or data unavailable
>95%
<10 students or data unavailable
<10 students or data unavailable
<10 students or data unavailable
<10 students or data unavailable
<10 students or data unavailable
>95%
>95%
<10 students or data unavailable

Grades 3-8 INDIVIDUAL STUDENT PROGRESS

Grade 12 ON-TIME GRADUATION

<10 students or data unavailable	
<10 students or data unavailable	
<10 students or data unavailable	
<10 students or data unavailable	
<10 students or data unavailable	
<10 students or data unavailable	
<10 students or data unavailable	
<10 students or data unavailable	
90%	
74%	
<10 students or data unavailable	
86%	
<10 students or data unavailable	
<10 students or data unavailable	
<10 students or data unavailable	
<10 students or data unavailable	
>95%	
85%	
Coming in 2022-23	