
WHO KILLED EDGAR ALLAN POE?

THE QUEST

MODELING MATERIALS

This PDF includes printable materials that provide modeling for students. If you feel your class could benefit from extra scaffolding, please use as many of these materials as you see fit. However, they are not necessary to run the Quest and can increase the time it takes to play.




Individual Notebook Pages — The Accusation

These are larger copies of materials included in students' detective notebooks suitable for printing on 11"x17" (tabloid) paper. You can use these to model planning the accusation at the end of the Quest.

AUGUSTE DUPIN

USE THIS SPACE TO WRITE FACTS ABOUT THIS
TO BE GLEANED FROM CHARACTER INTRODU
POLICE EVIDENCE AND INTERROGATION

[illegible]




PLACE TO WRITE FACTS ABOUT THIS SUSPECT,
OBTAINED FROM CHARACTER INTRODUCTIONS,
PHYSICAL EVIDENCE AND INTERROGATIONS

[illegible]

This image shows a blank sheet of white paper with horizontal ruling lines. The lines are evenly spaced and run across the width of the page. There are no margins, text, or other markings on the paper.


THE RED DEATH

USE THIS SPACE TO WRITE FACTS ABOUT THIS
TO BE GLEANED FROM CHARACTER INTRODU
POLICE EVIDENCE AND INTERROGATION

[illegible]

MONTRESOR

USE THIS SPACE TO WRITE FACTS ABOUT THIS SUSPECT,
TO BE GLEANED FROM CHARACTER INTRODUCTIONS,
POLICE EVIDENCE AND INTERROGATIONS




Lined area for writing facts about the suspect.

PERSON FROM THE TELL-TALE HEART

USE THIS SPACE TO WRITE FACTS ABOUT THIS SUSPECT,
TO BE GLEANED FROM CHARACTER INTRODUCTIONS,
POLICE EVIDENCE AND INTERROGATIONS






ANNABEL LEE

SPACE TO WRITE FACTS ABOUT THIS SUSPECT,
CLEANED FROM CHARACTER INTRODUCTIONS,
POLICE EVIDENCE AND INTERROGATIONS

This image shows a single sheet of white paper with horizontal ruling lines. The lines are evenly spaced and run across the width of the page. There are no margins, text, or other markings on the paper.



This image shows a blank sheet of white paper with horizontal ruling lines. The lines are evenly spaced and run across the width of the page. There are no margins, text, or other markings on the paper.

[illegible]

[illegible]

CHAPTER III

USE THIS SPACE TO WRITE FACTS ABOUT THE EVIDENCE
FOUND IN THE ORANGE AND PURPLE ROOMS.

CHAPTER IV-V

CHAPTER II-III

100

CHAPTER I

CHAPTER IV-V

CHAPTER II-III

NOTE:

WHEN WRITING DOWN INFORMATION ABOUT EACH PIECE OF EVIDENCE, MAKE SURE TO RECORD WHICH SUSPECT IS MOST CLOSELY ASSOCIATED WITH IT, PLUS WHO PROVIDED THE INFORMATION ABOUT THAT EVIDENCE.

THE ACCUSATION

USE THIS PAGE TO ORGANIZE YOUR THOUGHTS
BEFORE COMPOSING A NARRATIVE OF THE CRIME.

1.WHO DID IT?

2. HOW DID HE/SHE/THEY DO IT?

3. WHAT TIME DID THE MURDER TAKE PLACE?

4.WHERE WAS POE MURDERED?

5. WHAT EVIDENCE LED YOU TO THIS CONCLUSION?

6.ADDITIONAL INFO?

This image shows a single sheet of white paper with horizontal ruling lines. The lines are evenly spaced and run across the width of the page. There are no margins, text, or other markings on the paper.

[illegible]

ADDITIONAL NOTES

USE THIS SPACE FOR ADDITIONAL OBSERVATIONS
GLEANED FROM CHARACTER INTRODUCTIONS,
POLICE EVIDENCE AND INTERROGATIONS

[illegible]