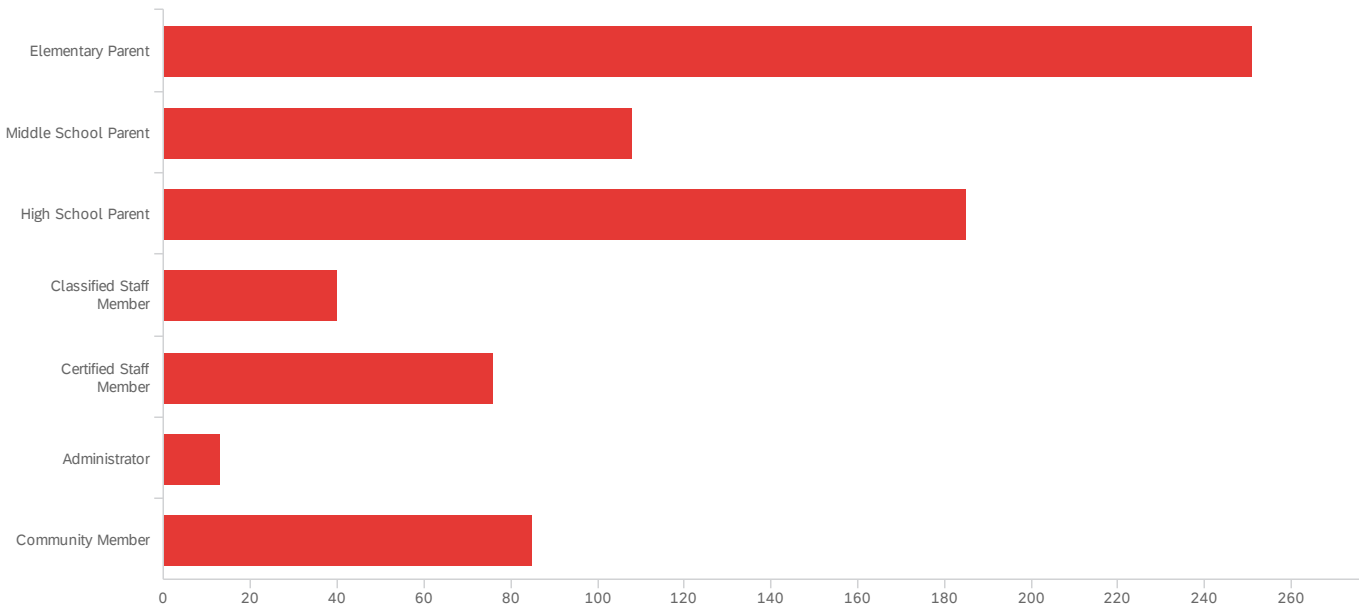


Default Report

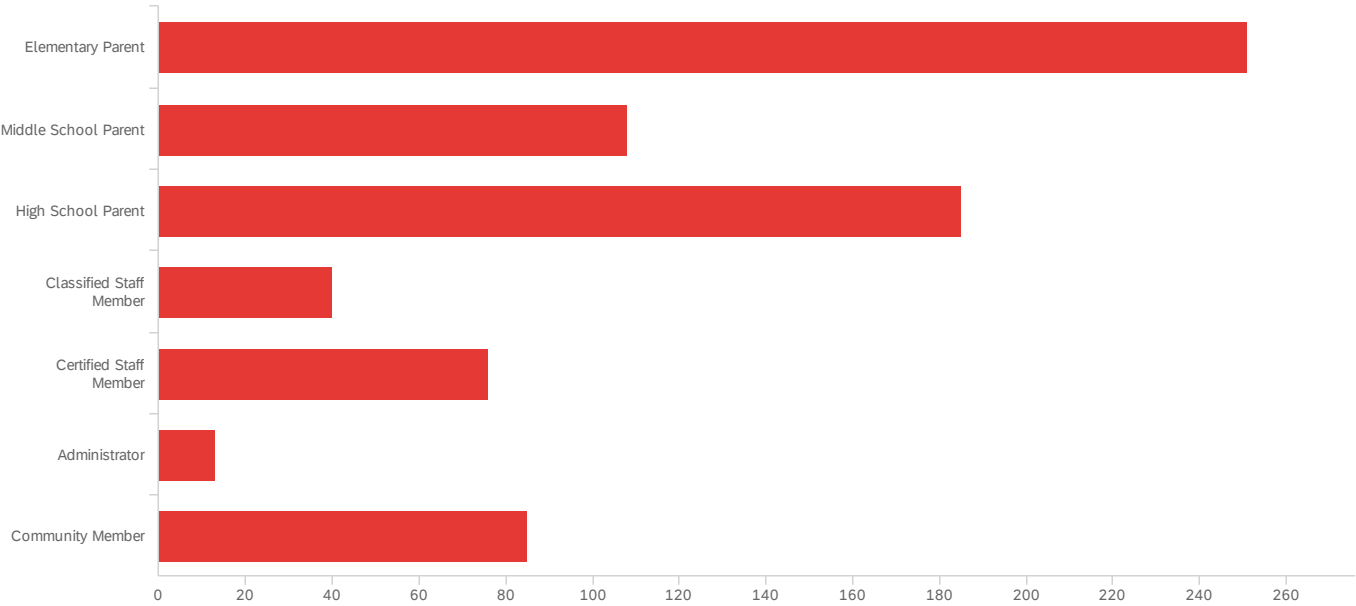
MSD of North Posey County
November 8, 2023 9:32 AM EST

QID13 - Select all that apply.

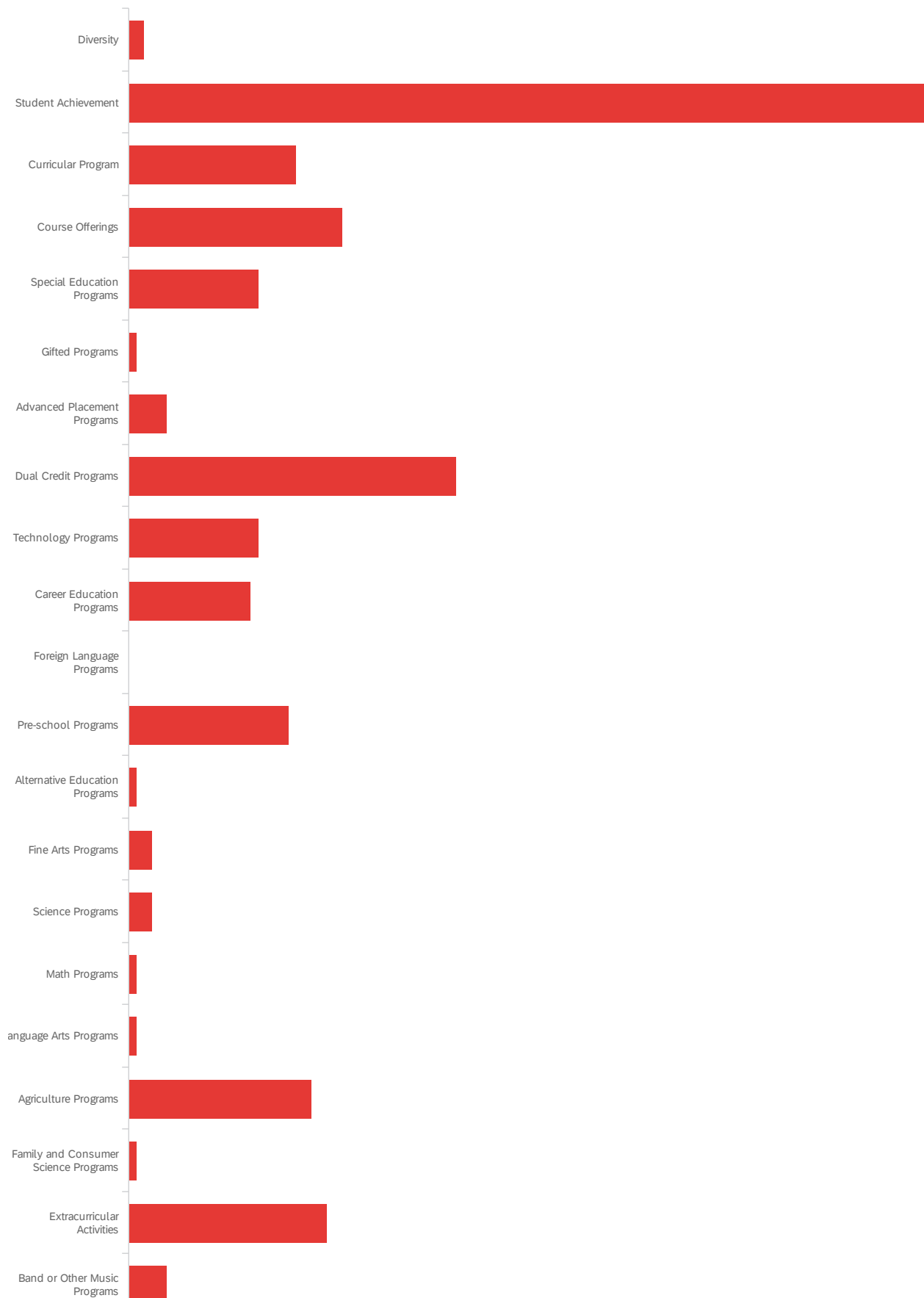


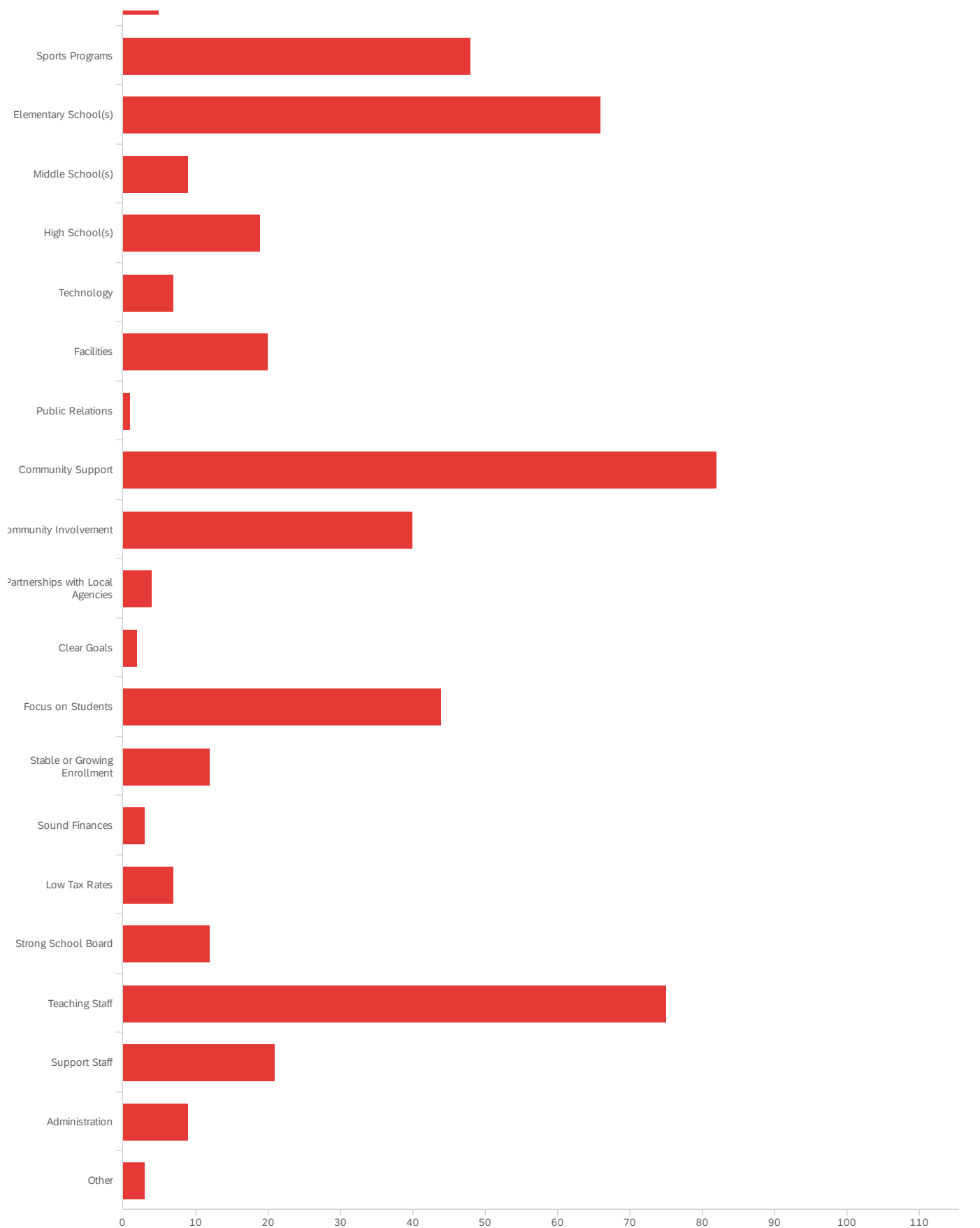
#	Field	Choice Count
1	Elementary Parent	33.11% 251
2	Middle School Parent	14.25% 108
4	High School Parent	24.41% 185
5	Classified Staff Member	5.28% 40
7	Certified Staff Member	10.03% 76
8	Administrator	1.72% 13
9	Community Member	11.21% 85
		758

Showing rows 1 - 8 of 8



A - What are the strengths of your district? Please select your top three choices.





Field

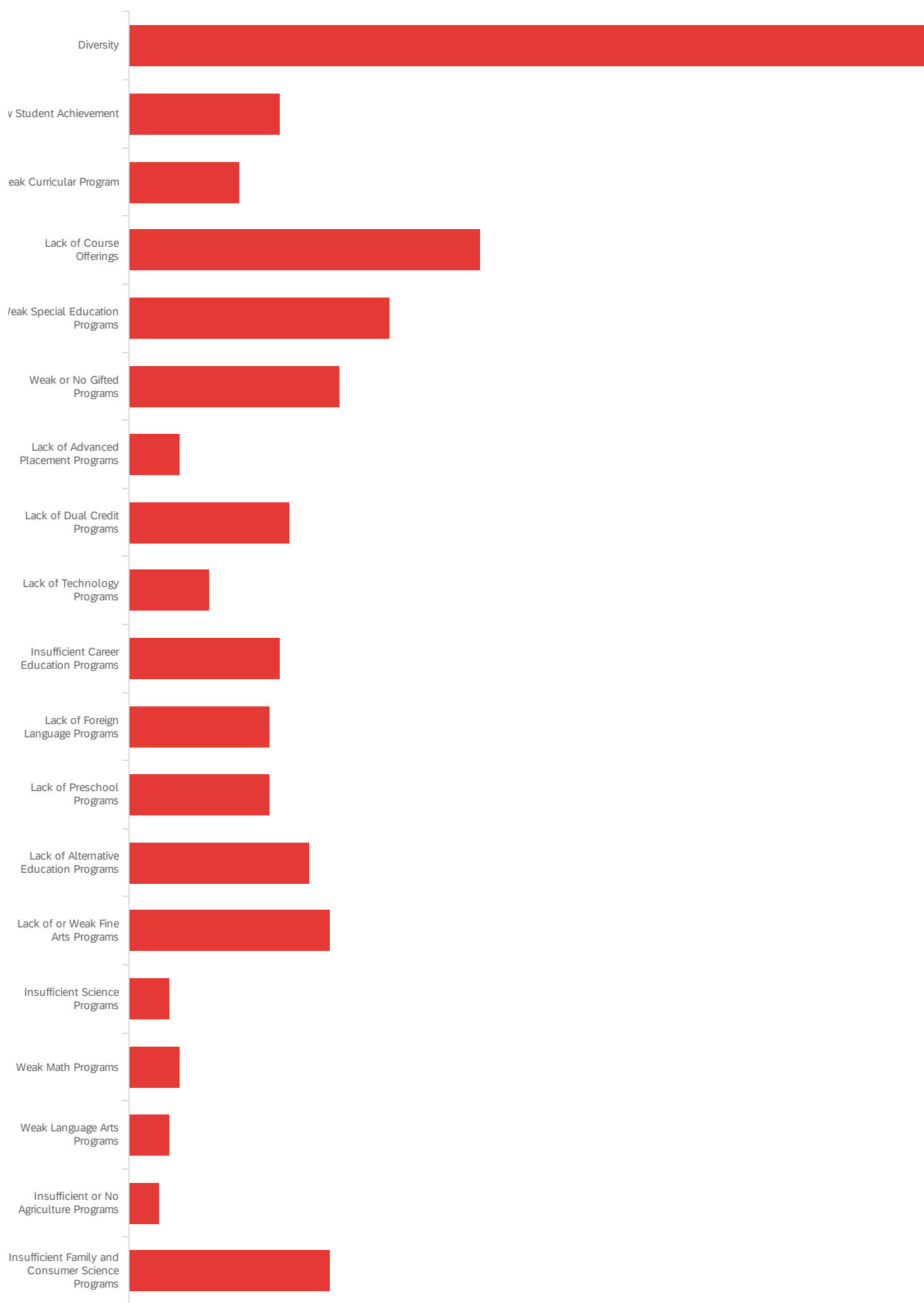
Choice Count

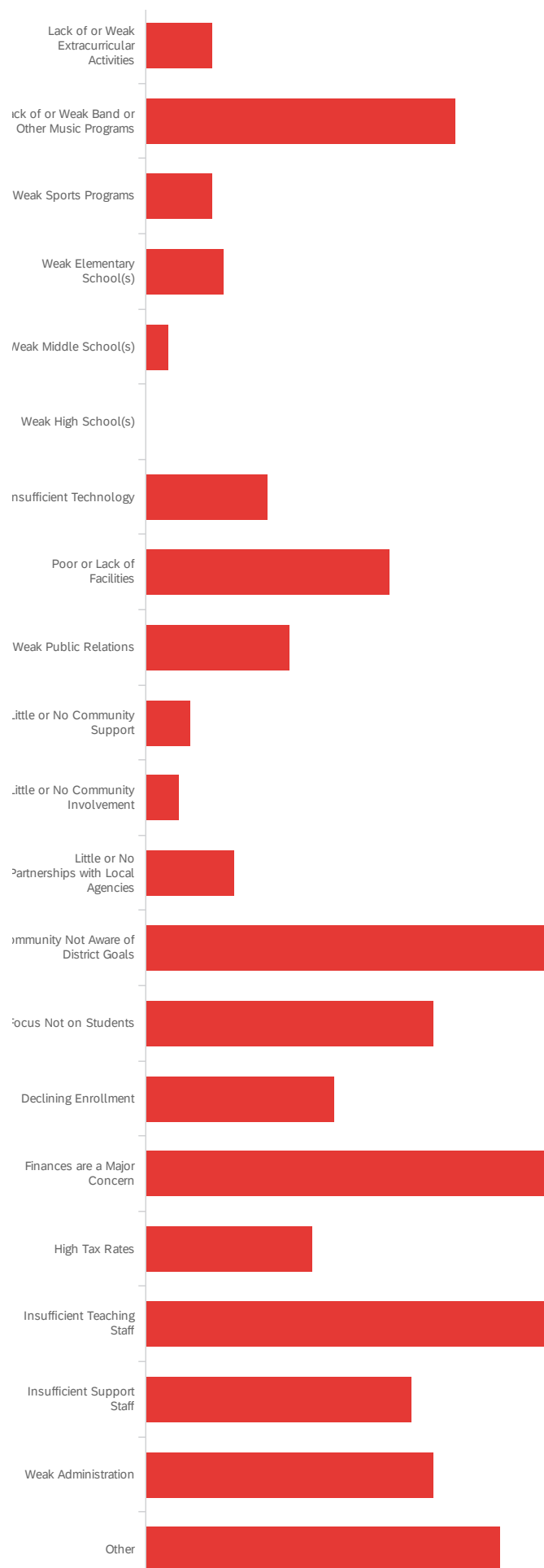
#	Field	Choice Count
1	Diversity	0.24% 2
2	Student Achievement	12.71% 105
3	Curricular Program	2.66% 22
4	Course Offerings	3.39% 28
5	Special Education Programs	2.06% 17
6	Gifted Programs	0.12% 1
7	Advanced Placement Programs	0.61% 5
8	Dual Credit Programs	5.21% 43
9	Technology Programs	2.06% 17
10	Career Education Programs	1.94% 16
11	Foreign Language Programs	0.00% 0
12	Pre-school Programs	2.54% 21
13	Alternative Education Programs	0.12% 1
14	Fine Arts Programs	0.36% 3
15	Science Programs	0.36% 3
16	Math Programs	0.12% 1
17	Language Arts Programs	0.12% 1
18	Agriculture Programs	2.91% 24
19	Family and Consumer Science Programs	0.12% 1
20	Extracurricular Activities	3.15% 26
21	Band or Other Music Programs	0.61% 5
22	Sports Programs	5.81% 48
23	Elementary School(s)	7.99% 66
24	Middle School(s)	1.09% 9
25	High School(s)	2.30% 19
26	Technology	0.85% 7
27	Facilities	2.42% 20
28	Public Relations	0.12% 1

#	Field	Choice Count
29	Community Support	9.93% 82
30	Community Involvement	4.84% 40
31	Partnerships with Local Agencies	0.48% 4
32	Clear Goals	0.24% 2
33	Focus on Students	5.33% 44
34	Stable or Growing Enrollment	1.45% 12
35	Sound Finances	0.36% 3
36	Low Tax Rates	0.85% 7
37	Strong School Board	1.45% 12
38	Teaching Staff	9.08% 75
39	Support Staff	2.54% 21
40	Administration	1.09% 9
41	Other	0.36% 3
		826

Showing rows 1 - 42 of 42

B - What are the challenges of your school district? Please select your top three choices.





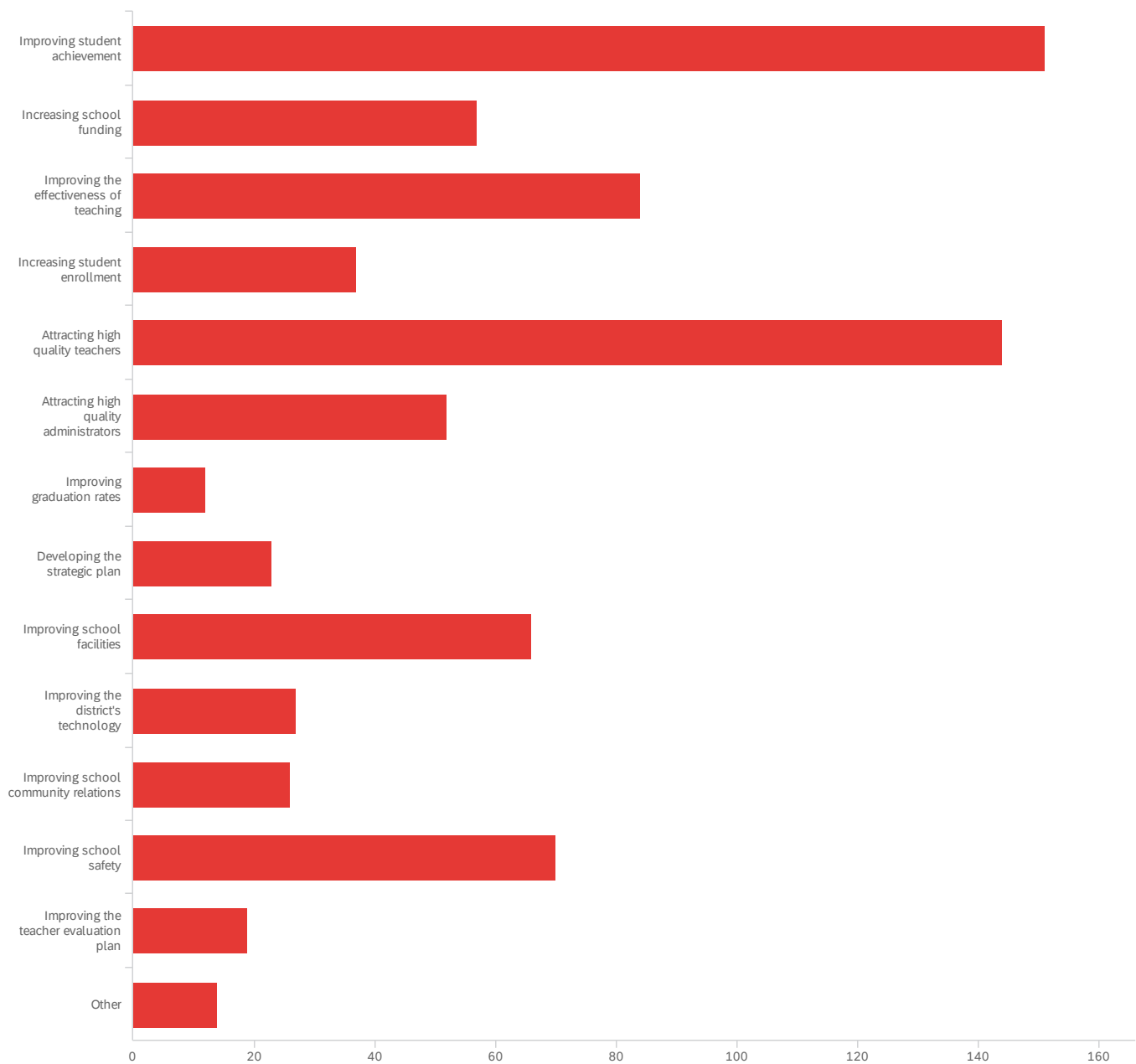


#	Field	Choice Count
1	Diversity	11.05% 80
2	Low Student Achievement	2.07% 15
3	Weak Curricular Program	1.52% 11
4	Lack of Course Offerings	4.83% 35
5	Weak Special Education Programs	3.59% 26
6	Weak or No Gifted Programs	2.90% 21
7	Lack of Advanced Placement Programs	0.69% 5
8	Lack of Dual Credit Programs	2.21% 16
9	Lack of Technology Programs	1.10% 8
10	Insufficient Career Education Programs	2.07% 15
11	Lack of Foreign Language Programs	1.93% 14
12	Lack of Preschool Programs	1.93% 14
13	Lack of Alternative Education Programs	2.49% 18
14	Lack of or Weak Fine Arts Programs	2.76% 20
15	Insufficient Science Programs	0.55% 4
16	Weak Math Programs	0.69% 5
17	Weak Language Arts Programs	0.55% 4
18	Insufficient or No Agriculture Programs	0.41% 3
19	Insufficient Family and Consumer Science Programs	2.76% 20
20	Lack of or Weak Extracurricular Activities	0.83% 6
21	Lack of or Weak Band or Other Music Programs	3.87% 28
22	Weak Sports Programs	0.83% 6
23	Weak Elementary School(s)	0.97% 7
24	Weak Middle School(s)	0.28% 2
25	Weak High School(s)	0.00% 0

#	Field	Choice Count
26	Insufficient Technology	1.52% 11
27	Poor or Lack of Facilities	3.04% 22
28	Weak Public Relations	1.80% 13
29	Little or No Community Support	0.55% 4
30	Little or No Community Involvement	0.41% 3
31	Little or No Partnerships with Local Agencies	1.10% 8
32	Community Not Aware of District Goals	4.97% 36
33	Focus Not on Students	3.59% 26
34	Declining Enrollment	2.35% 17
35	Finances are a Major Concern	4.97% 36
36	High Tax Rates	2.07% 15
37	Insufficient Teaching Staff	4.97% 36
38	Insufficient Support Staff	3.31% 24
39	Weak Administration	3.59% 26
40	Other	4.42% 32
41	Micro-managing School Board	4.42% 32
		724

Showing rows 1 - 42 of 42

C - What are the top three priorities for the school district?




#	Field	Choice Count
1	Improving student achievement	19.31% 151
2	Increasing school funding	7.29% 57
3	Improving the effectiveness of teaching	10.74% 84
4	Increasing student enrollment	4.73% 37
5	Attracting high quality teachers	18.41% 144
6	Attracting high quality administrators	6.65% 52

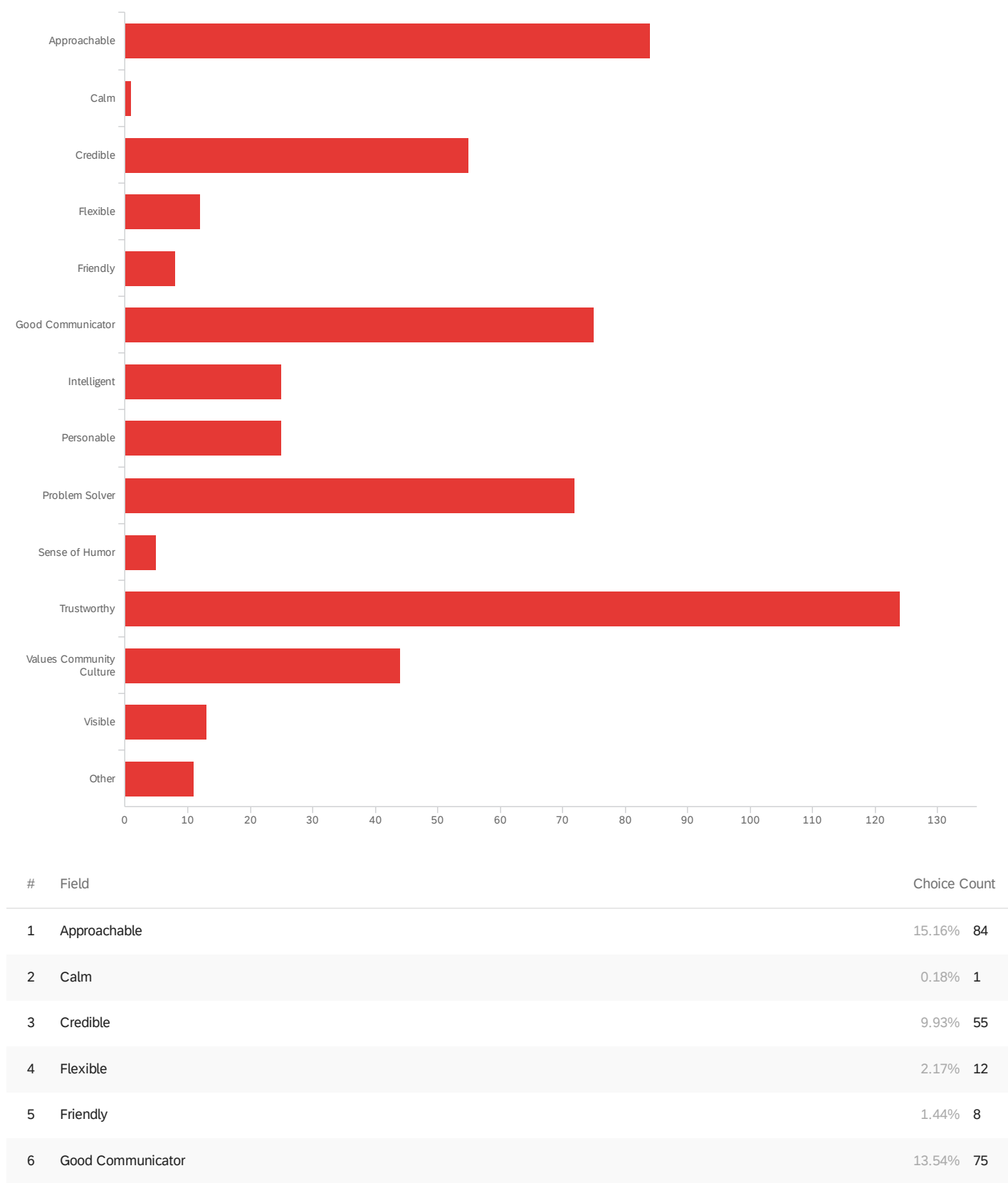
#	Field	Choice Count
7	Improving graduation rates	1.53% 12
8	Developing the strategic plan	2.94% 23
9	Improving school facilities	8.44% 66
10	Improving the district's technology	3.45% 27
11	Improving school community relations	3.32% 26
12	Improving school safety	8.95% 70
13	Improving the teacher evaluation plan	2.43% 19
14	Other	1.79% 14

782

Showing rows 1 - 15 of 15



D - What are the two most important personal characteristics the next superintendent should possess? You may select only two.

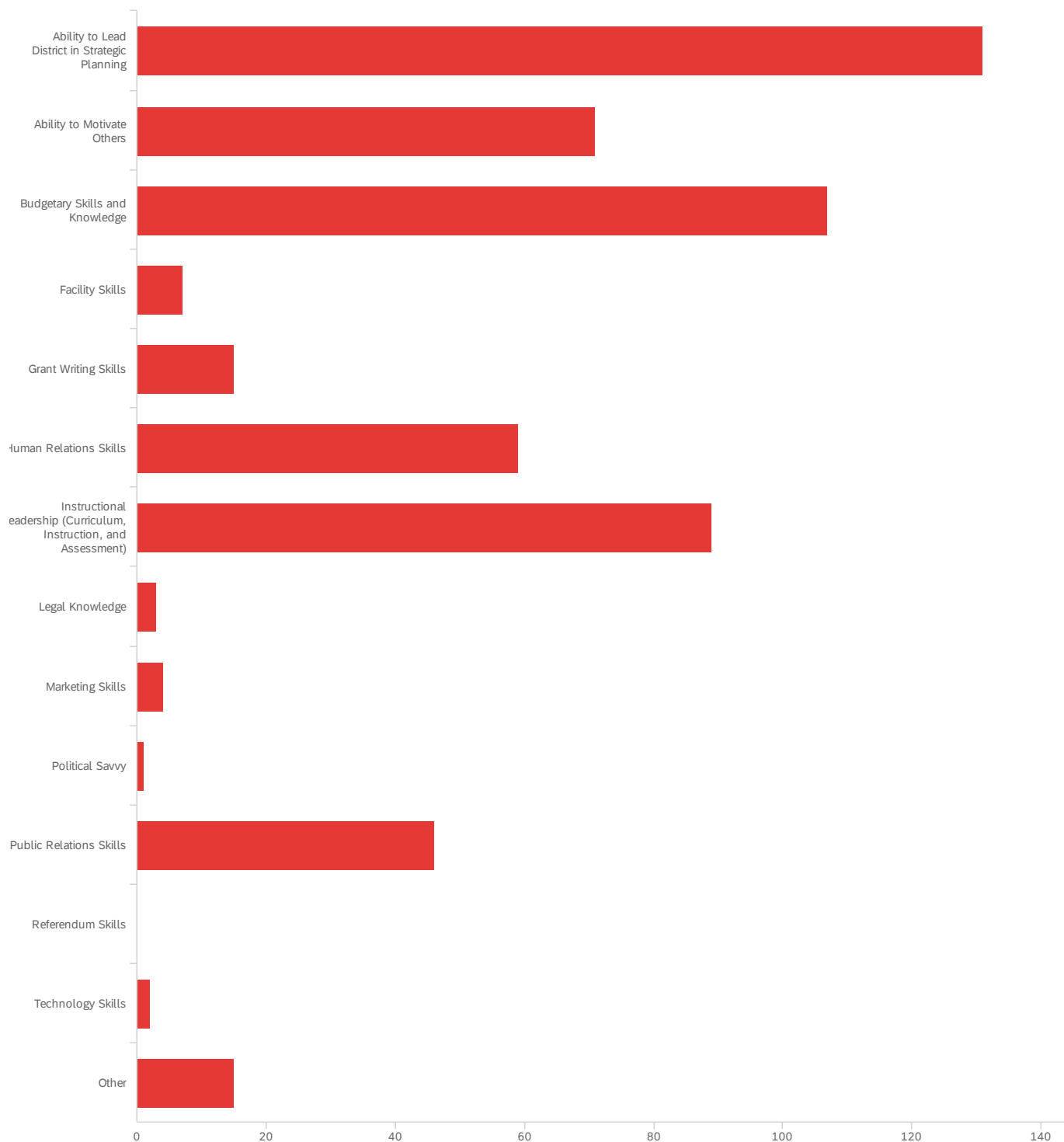


#	Field	Choice	Count
7	Intelligent	4.51%	25
8	Personable	4.51%	25
9	Problem Solver	13.00%	72
10	Sense of Humor	0.90%	5
11	Trustworthy	22.38%	124
12	Values Community Culture	7.94%	44
13	Visible	2.35%	13
14	Other	1.99%	11

554

Showing rows 1 - 15 of 15

F - What are the two most important professional skills the next superintendent should possess? You may select only two.



#	Field	Choice Count
1	Ability to Lead District in Strategic Planning	23.82% 131

#	Field	Choice Count
2	Ability to Motivate Others	12.91% 71
3	Budgetary Skills and Knowledge	19.45% 107
4	Facility Skills	1.27% 7
5	Grant Writing Skills	2.73% 15
6	Human Relations Skills	10.73% 59
7	Instructional Leadership (Curriculum, Instruction, and Assessment)	16.18% 89
8	Legal Knowledge	0.55% 3
9	Marketing Skills	0.73% 4
10	Political Savvy	0.18% 1
11	Public Relations Skills	8.36% 46
12	Referendum Skills	0.00% 0
13	Technology Skills	0.36% 2
14	Other	2.73% 15

550

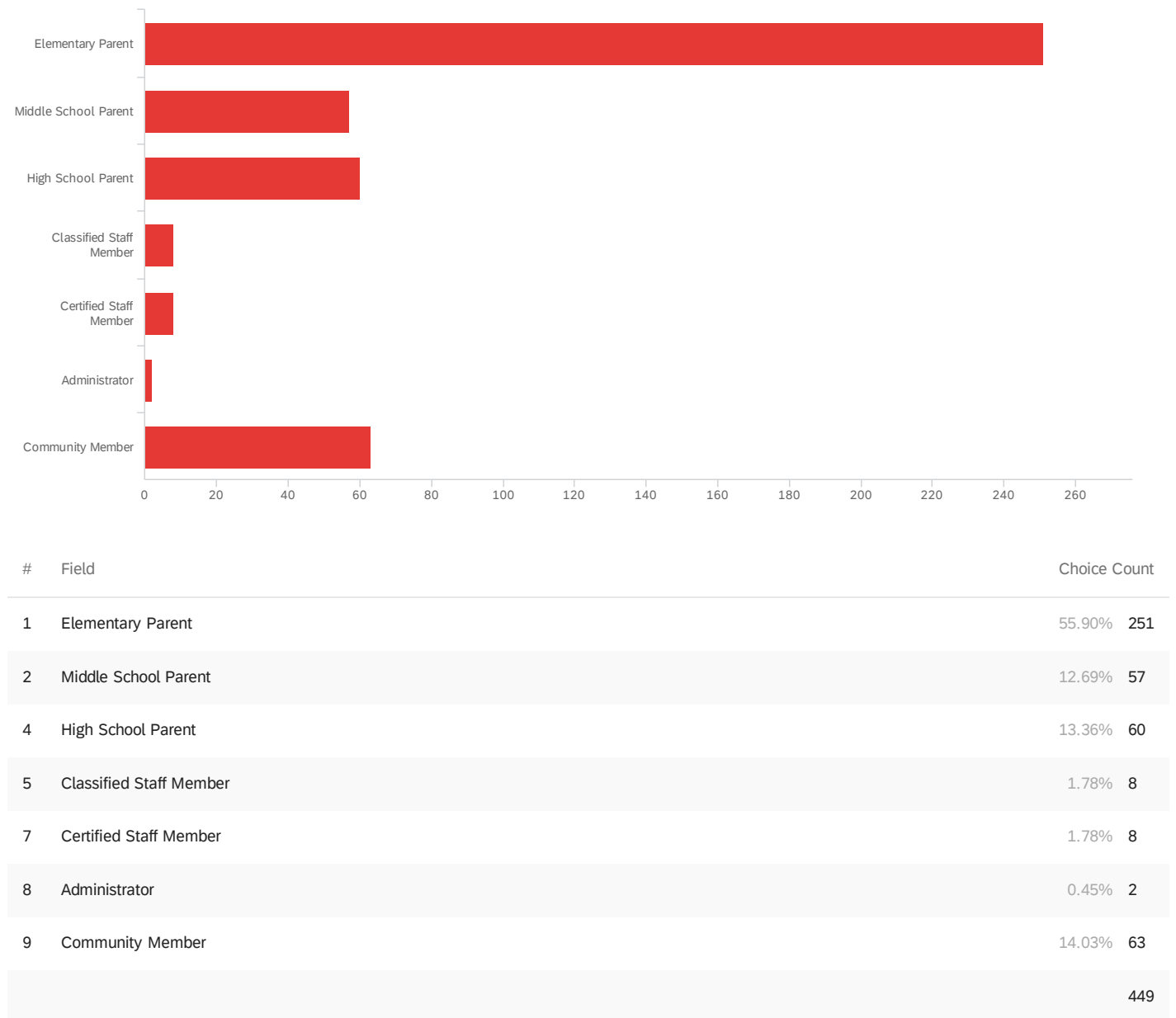
Showing rows 1 - 15 of 15

Parents of Elementary Students

MSD of North Posey County

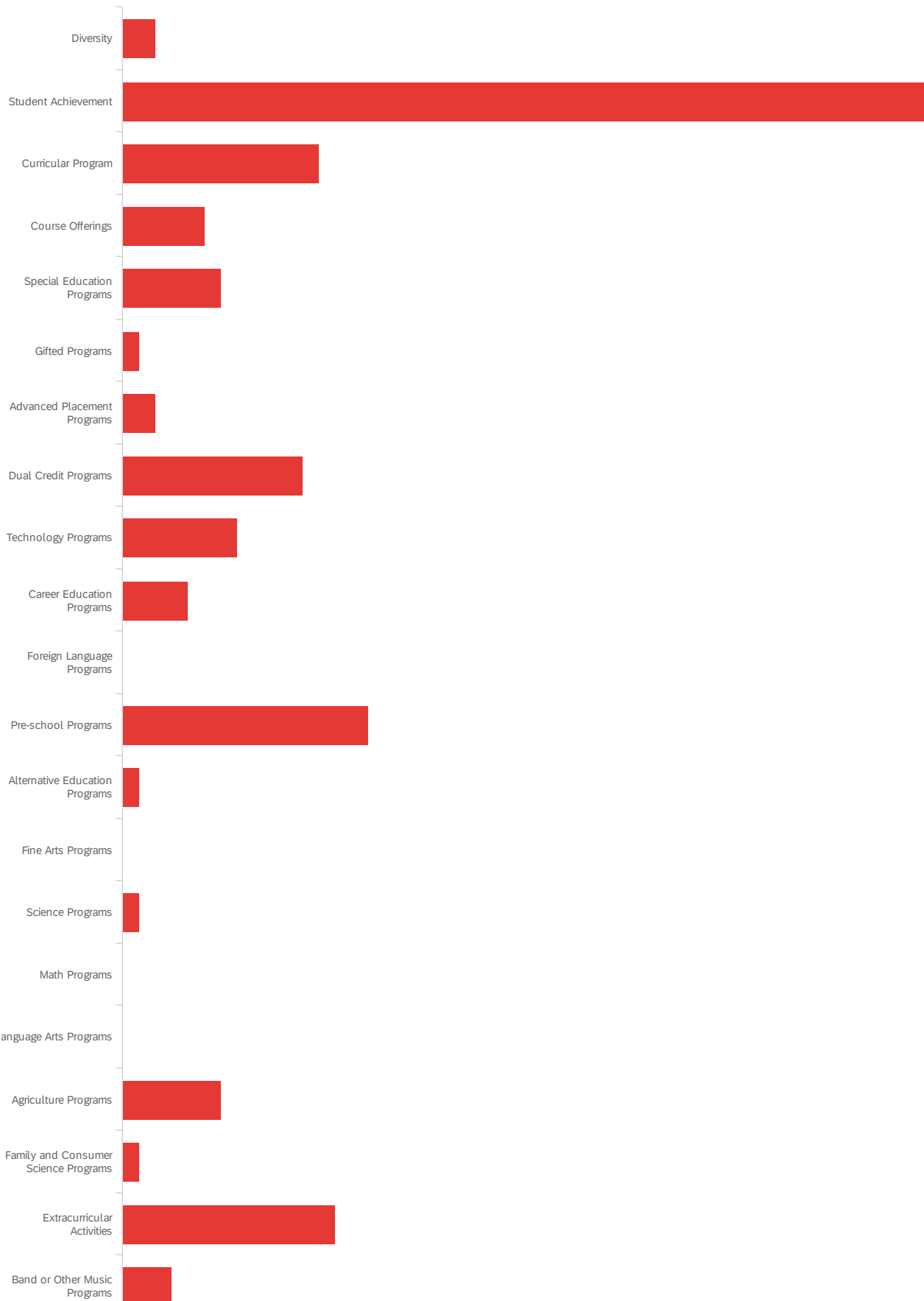
November 8, 2023 9:38 AM EST

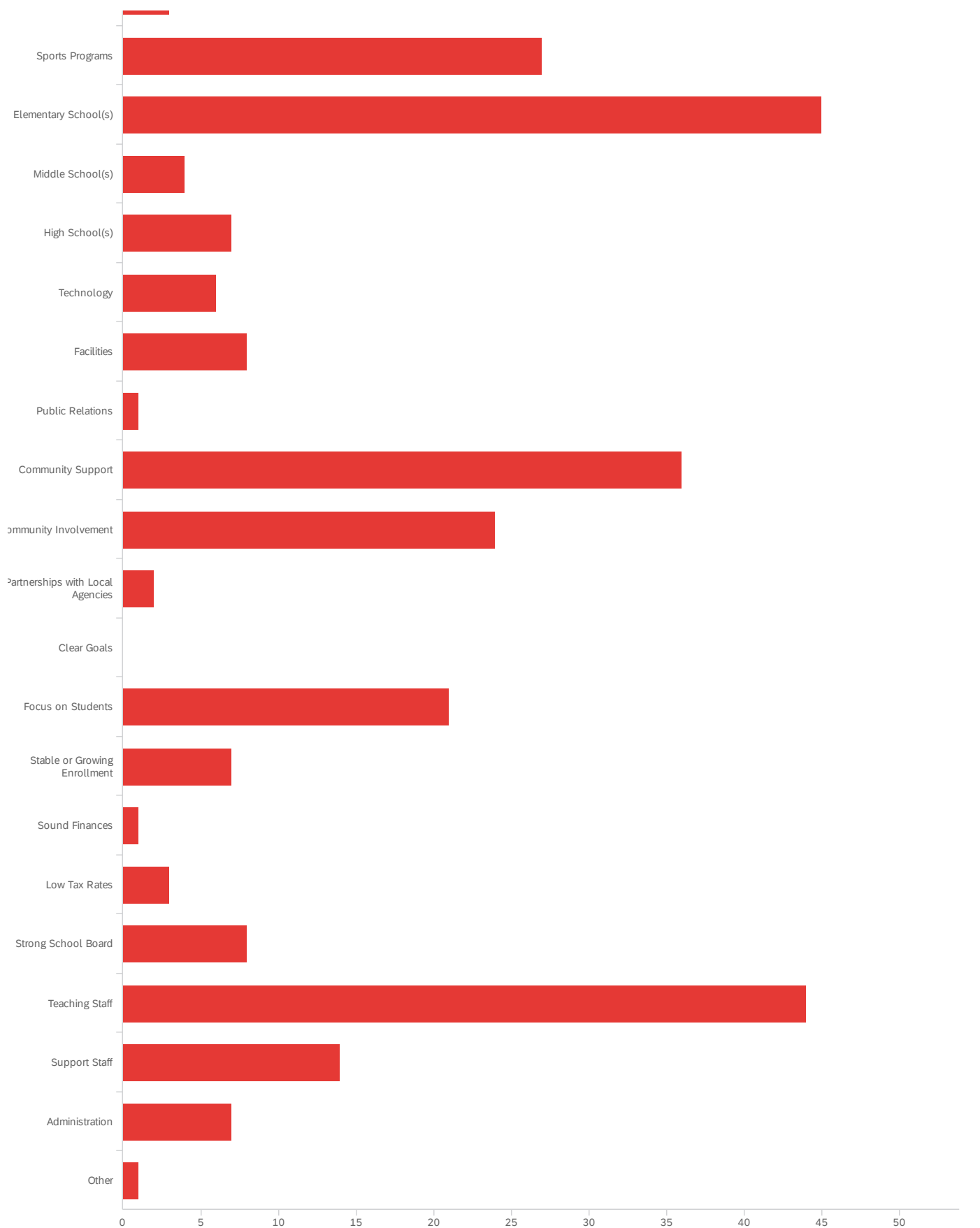
QID13 - Select all that apply.



Showing rows 1 - 8 of 8

A - What are the strengths of your district? Please select your top three choices.





Field

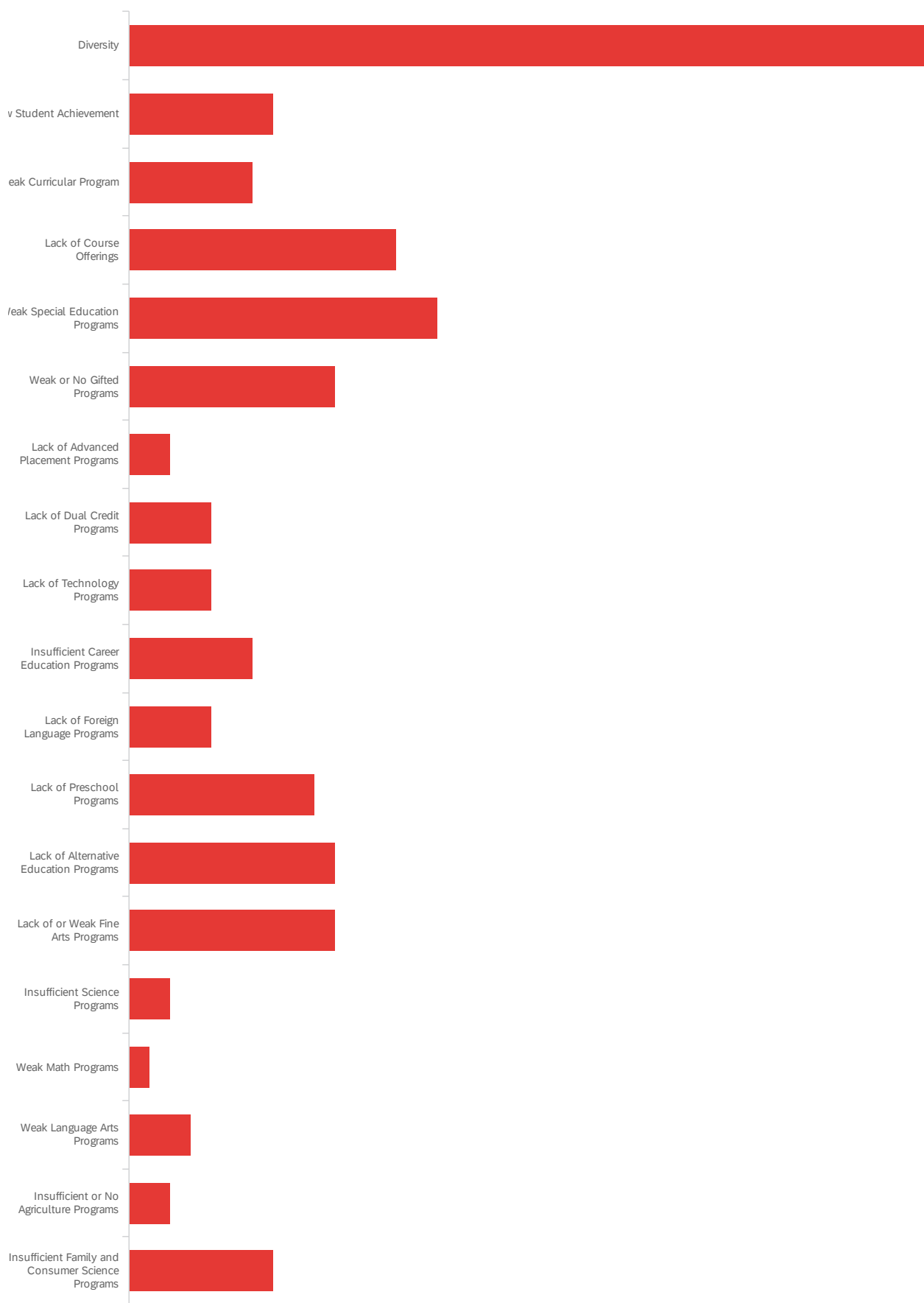
Choice Count

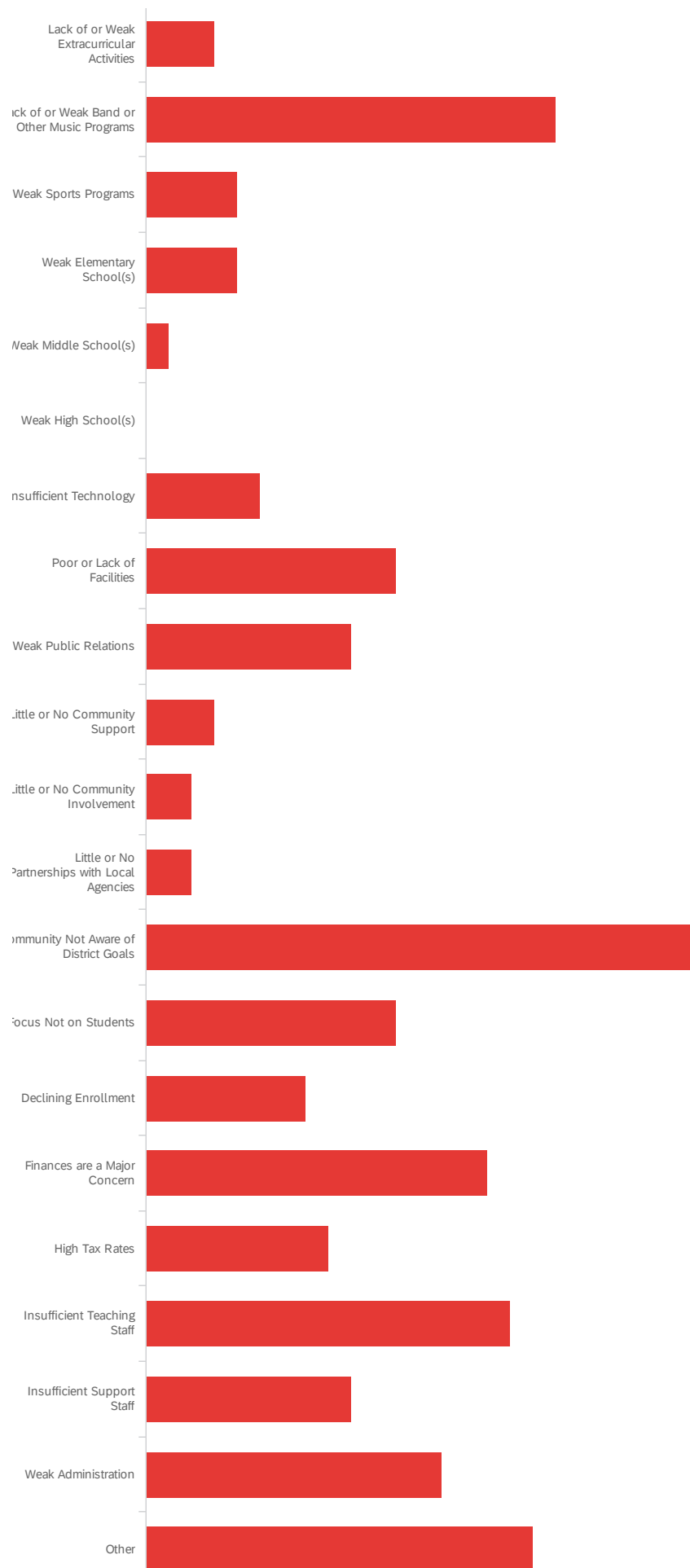
#	Field	Choice	Count
1	Diversity	0.49%	2
2	Student Achievement	12.10%	49
3	Curricular Program	2.96%	12
4	Course Offerings	1.23%	5
5	Special Education Programs	1.48%	6
6	Gifted Programs	0.25%	1
7	Advanced Placement Programs	0.49%	2
8	Dual Credit Programs	2.72%	11
9	Technology Programs	1.73%	7
10	Career Education Programs	0.99%	4
11	Foreign Language Programs	0.00%	0
12	Pre-school Programs	3.70%	15
13	Alternative Education Programs	0.25%	1
14	Fine Arts Programs	0.00%	0
15	Science Programs	0.25%	1
16	Math Programs	0.00%	0
17	Language Arts Programs	0.00%	0
18	Agriculture Programs	1.48%	6
19	Family and Consumer Science Programs	0.25%	1
20	Extracurricular Activities	3.21%	13
21	Band or Other Music Programs	0.74%	3
22	Sports Programs	6.67%	27
23	Elementary School(s)	11.11%	45
24	Middle School(s)	0.99%	4
25	High School(s)	1.73%	7
26	Technology	1.48%	6
27	Facilities	1.98%	8
28	Public Relations	0.25%	1

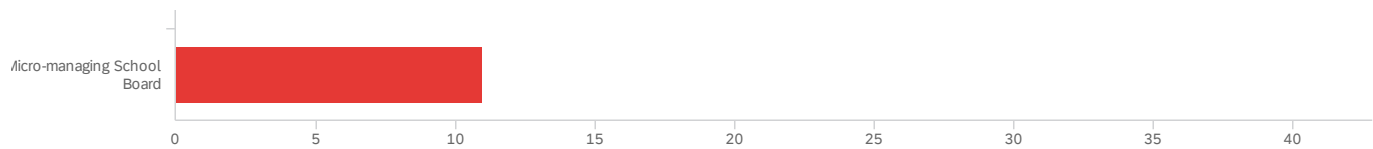
#	Field	Choice Count
29	Community Support	8.89% 36
30	Community Involvement	5.93% 24
31	Partnerships with Local Agencies	0.49% 2
32	Clear Goals	0.00% 0
33	Focus on Students	5.19% 21
34	Stable or Growing Enrollment	1.73% 7
35	Sound Finances	0.25% 1
36	Low Tax Rates	0.74% 3
37	Strong School Board	1.98% 8
38	Teaching Staff	10.86% 44
39	Support Staff	3.46% 14
40	Administration	1.73% 7
41	Other	0.25% 1
		405

Showing rows 1 - 42 of 42

B - What are the challenges of your school district? Please select your top three choices.





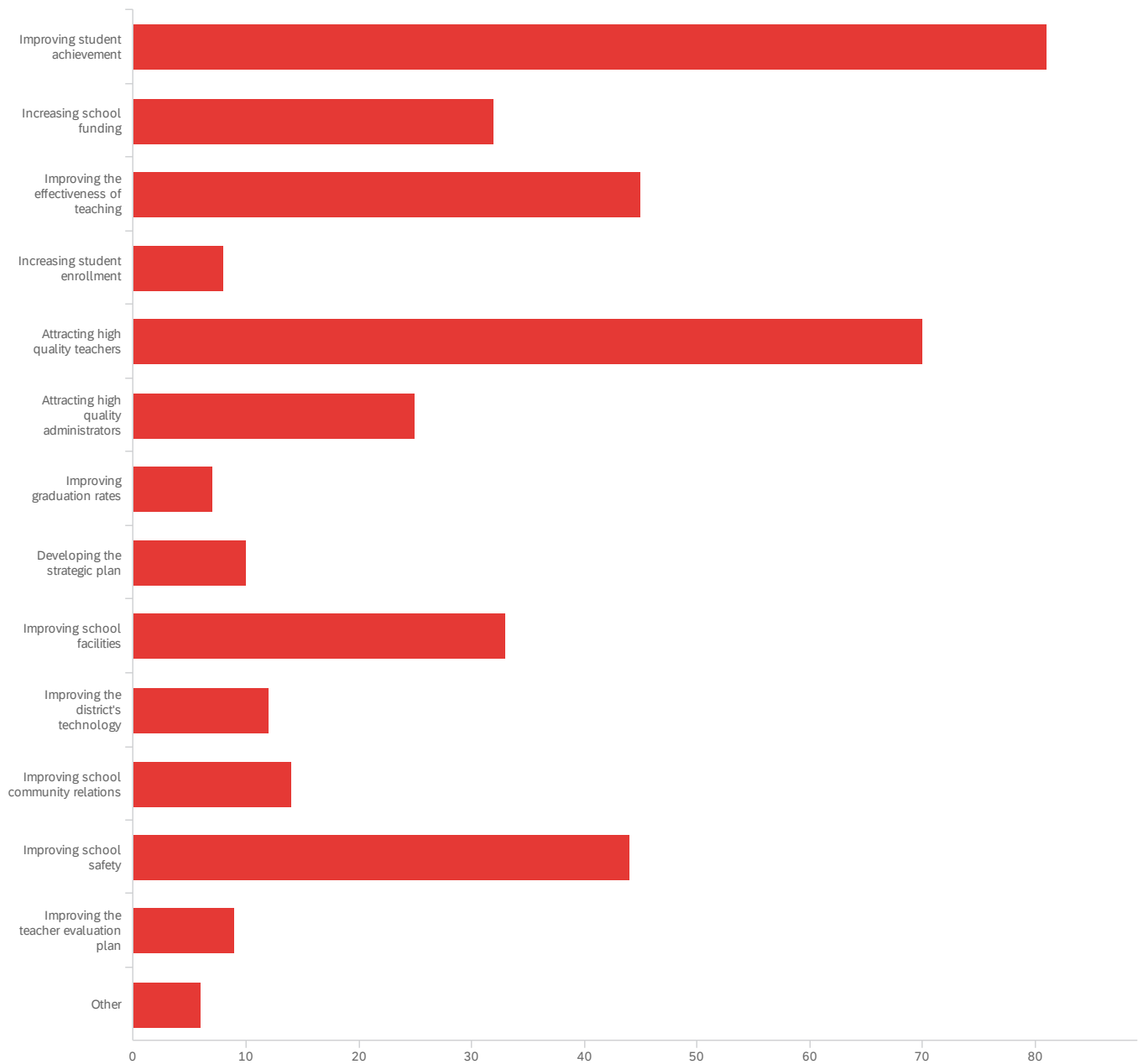


#	Field	Choice Count
1	Diversity	11.24% 39
2	Low Student Achievement	2.02% 7
3	Weak Curricular Program	1.73% 6
4	Lack of Course Offerings	3.75% 13
5	Weak Special Education Programs	4.32% 15
6	Weak or No Gifted Programs	2.88% 10
7	Lack of Advanced Placement Programs	0.58% 2
8	Lack of Dual Credit Programs	1.15% 4
9	Lack of Technology Programs	1.15% 4
10	Insufficient Career Education Programs	1.73% 6
11	Lack of Foreign Language Programs	1.15% 4
12	Lack of Preschool Programs	2.59% 9
13	Lack of Alternative Education Programs	2.88% 10
14	Lack of or Weak Fine Arts Programs	2.88% 10
15	Insufficient Science Programs	0.58% 2
16	Weak Math Programs	0.29% 1
17	Weak Language Arts Programs	0.86% 3
18	Insufficient or No Agriculture Programs	0.58% 2
19	Insufficient Family and Consumer Science Programs	2.02% 7
20	Lack of or Weak Extracurricular Activities	0.86% 3
21	Lack of or Weak Band or Other Music Programs	5.19% 18
22	Weak Sports Programs	1.15% 4
23	Weak Elementary School(s)	1.15% 4
24	Weak Middle School(s)	0.29% 1
25	Weak High School(s)	0.00% 0

#	Field	Choice	Count
26	Insufficient Technology	1.44%	5
27	Poor or Lack of Facilities	3.17%	11
28	Weak Public Relations	2.59%	9
29	Little or No Community Support	0.86%	3
30	Little or No Community Involvement	0.58%	2
31	Little or No Partnerships with Local Agencies	0.58%	2
32	Community Not Aware of District Goals	6.92%	24
33	Focus Not on Students	3.17%	11
34	Declining Enrollment	2.02%	7
35	Finances are a Major Concern	4.32%	15
36	High Tax Rates	2.31%	8
37	Insufficient Teaching Staff	4.61%	16
38	Insufficient Support Staff	2.59%	9
39	Weak Administration	3.75%	13
40	Other	4.90%	17
41	Micro-managing School Board	3.17%	11
			347

Showing rows 1 - 42 of 42

C - What are the top three priorities for the school district?



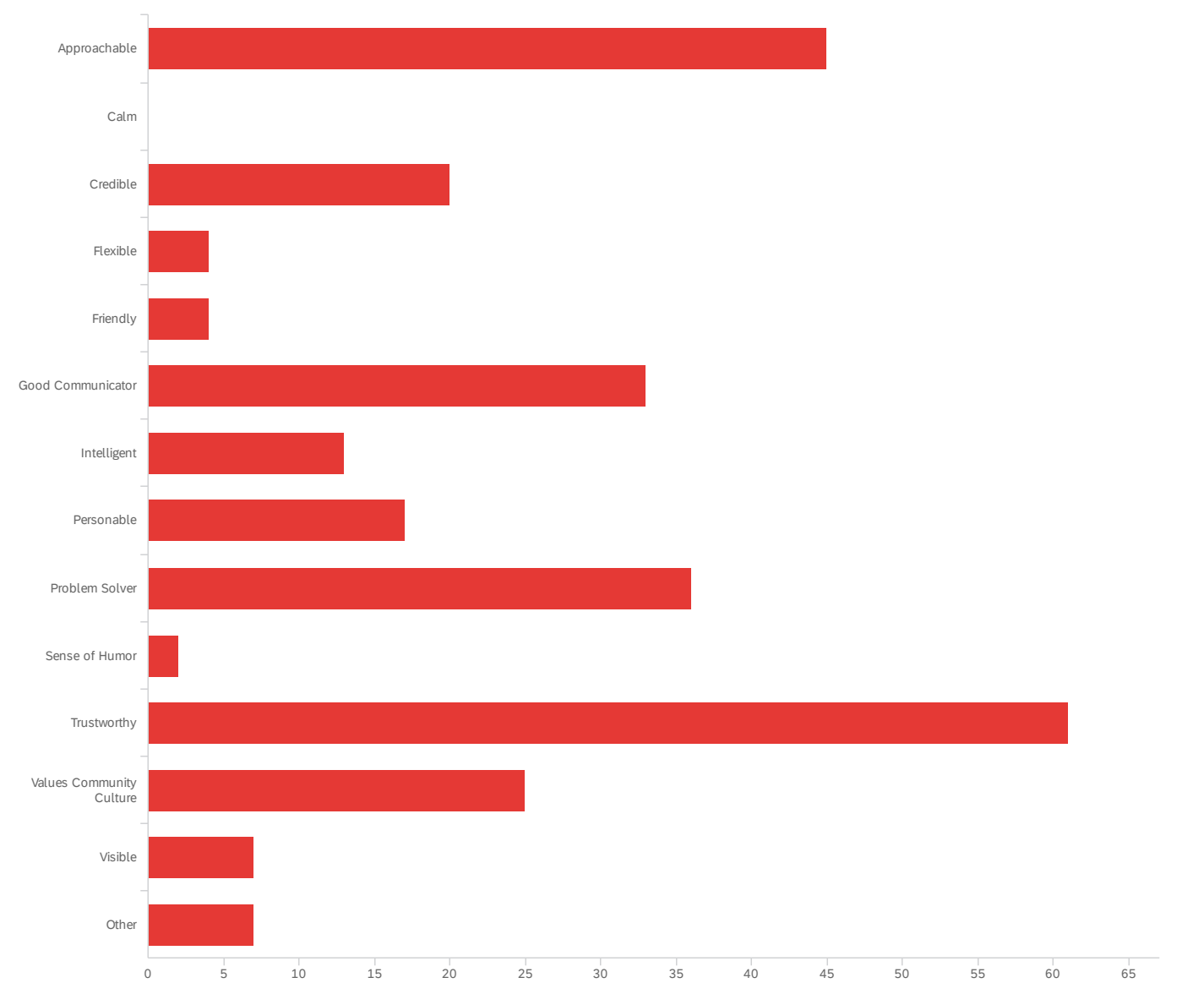
#	Field	Choice Count
1	Improving student achievement	20.45% 81
2	Increasing school funding	8.08% 32
3	Improving the effectiveness of teaching	11.36% 45
4	Increasing student enrollment	2.02% 8
5	Attracting high quality teachers	17.68% 70
6	Attracting high quality administrators	6.31% 25

#	Field	Choice	Count
7	Improving graduation rates	1.77%	7
8	Developing the strategic plan	2.53%	10
9	Improving school facilities	8.33%	33
10	Improving the district's technology	3.03%	12
11	Improving school community relations	3.54%	14
12	Improving school safety	11.11%	44
13	Improving the teacher evaluation plan	2.27%	9
14	Other	1.52%	6

396

Showing rows 1 - 15 of 15

D - What are the two most important personal characteristics the next superintendent should possess? You may select only two.



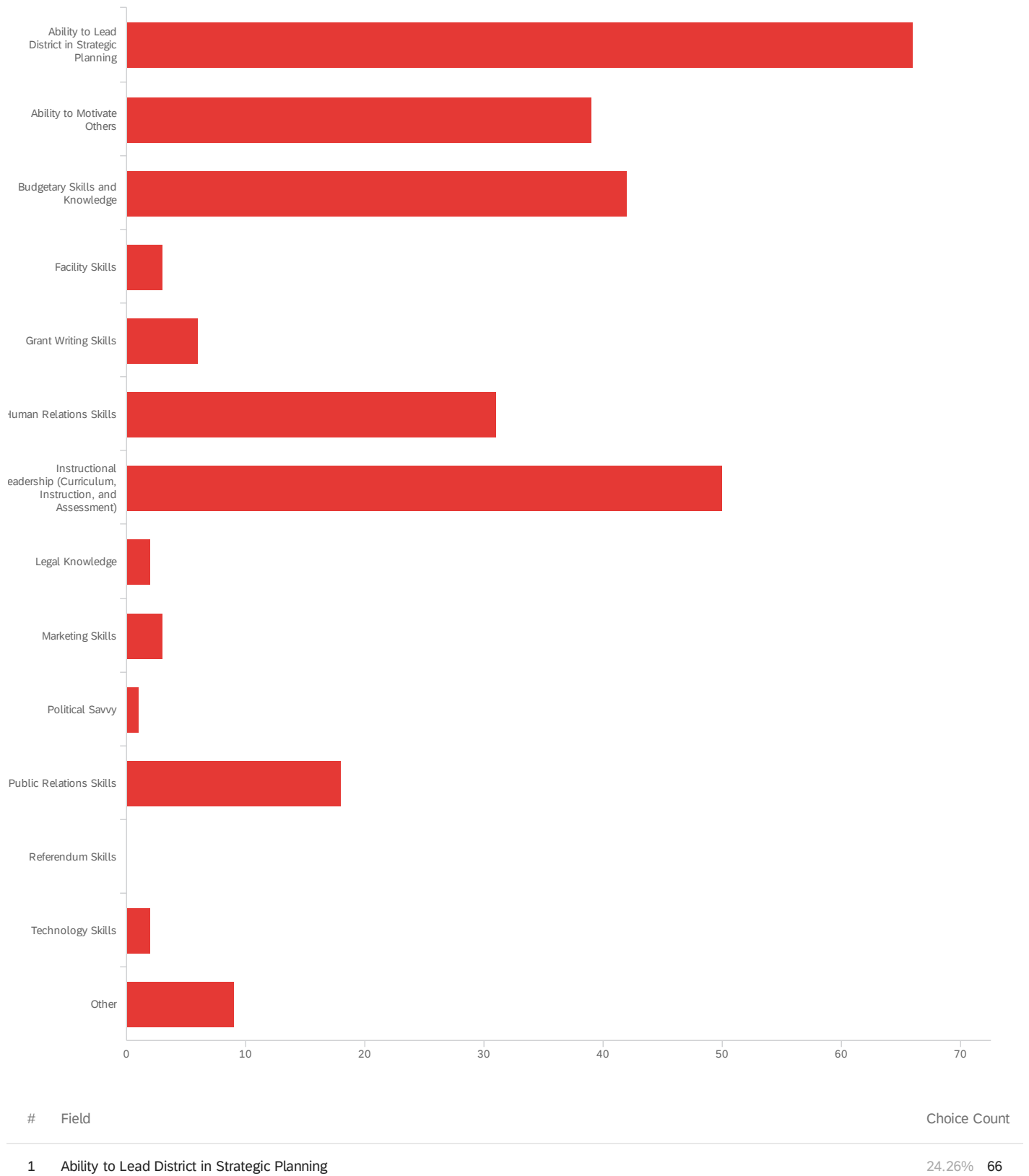
#	Field	Choice Count
1	Approachable	16.42% 45
2	Calm	0.00% 0
3	Credible	7.30% 20
4	Flexible	1.46% 4
5	Friendly	1.46% 4
6	Good Communicator	12.04% 33

#	Field	Choice Count
7	Intelligent	4.74% 13
8	Personable	6.20% 17
9	Problem Solver	13.14% 36
10	Sense of Humor	0.73% 2
11	Trustworthy	22.26% 61
12	Values Community Culture	9.12% 25
13	Visible	2.55% 7
14	Other	2.55% 7

274

Showing rows 1 - 15 of 15

F - What are the two most important professional skills the next superintendent should possess? You may select only two.



#	Field	Choice Count
2	Ability to Motivate Others	14.34% 39
3	Budgetary Skills and Knowledge	15.44% 42
4	Facility Skills	1.10% 3
5	Grant Writing Skills	2.21% 6
6	Human Relations Skills	11.40% 31
7	Instructional Leadership (Curriculum, Instruction, and Assessment)	18.38% 50
8	Legal Knowledge	0.74% 2
9	Marketing Skills	1.10% 3
10	Political Savvy	0.37% 1
11	Public Relations Skills	6.62% 18
12	Referendum Skills	0.00% 0
13	Technology Skills	0.74% 2
14	Other	3.31% 9

272

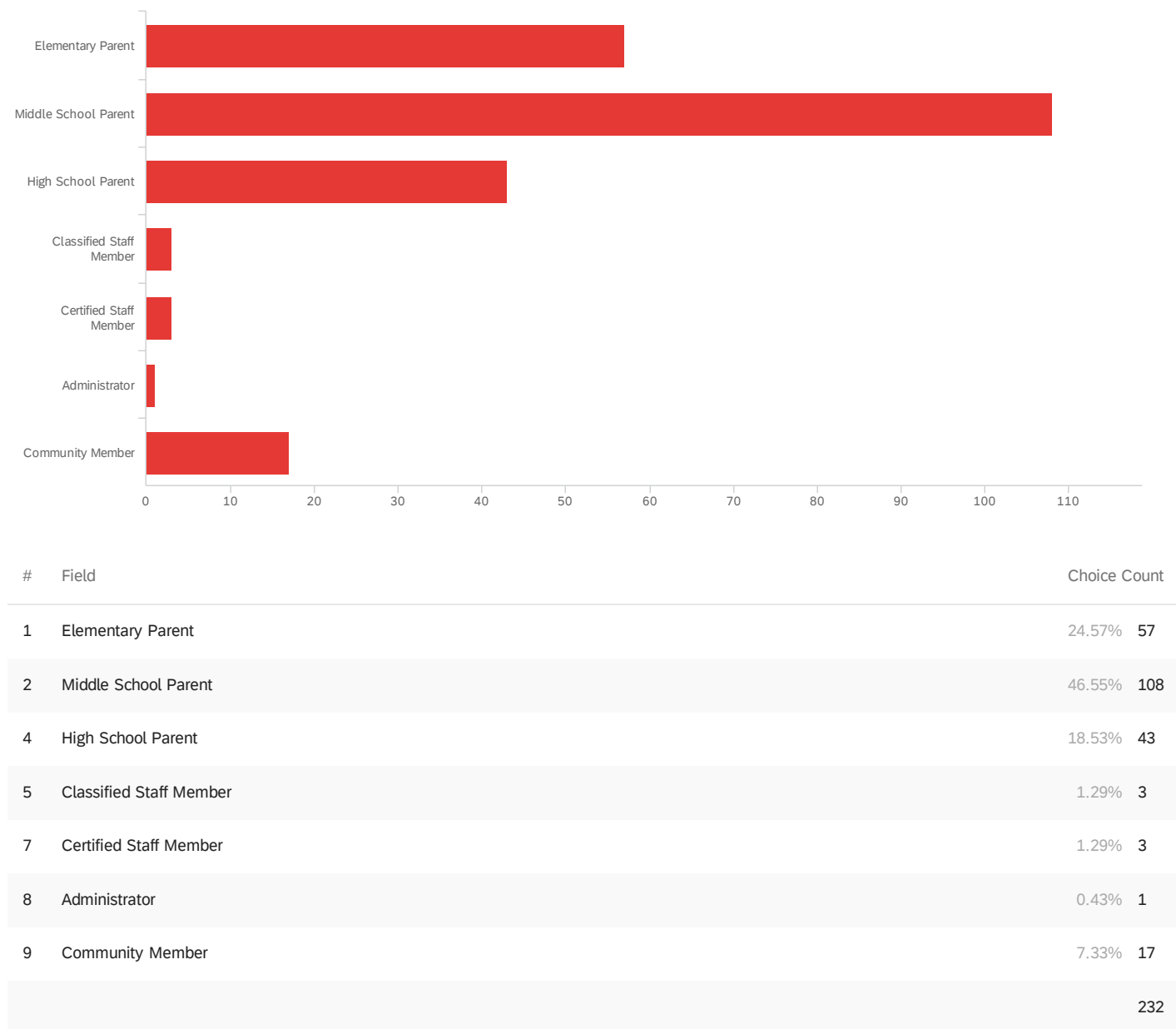
Showing rows 1 - 15 of 15

Parents of Middle School Students

MSD of North Posey County

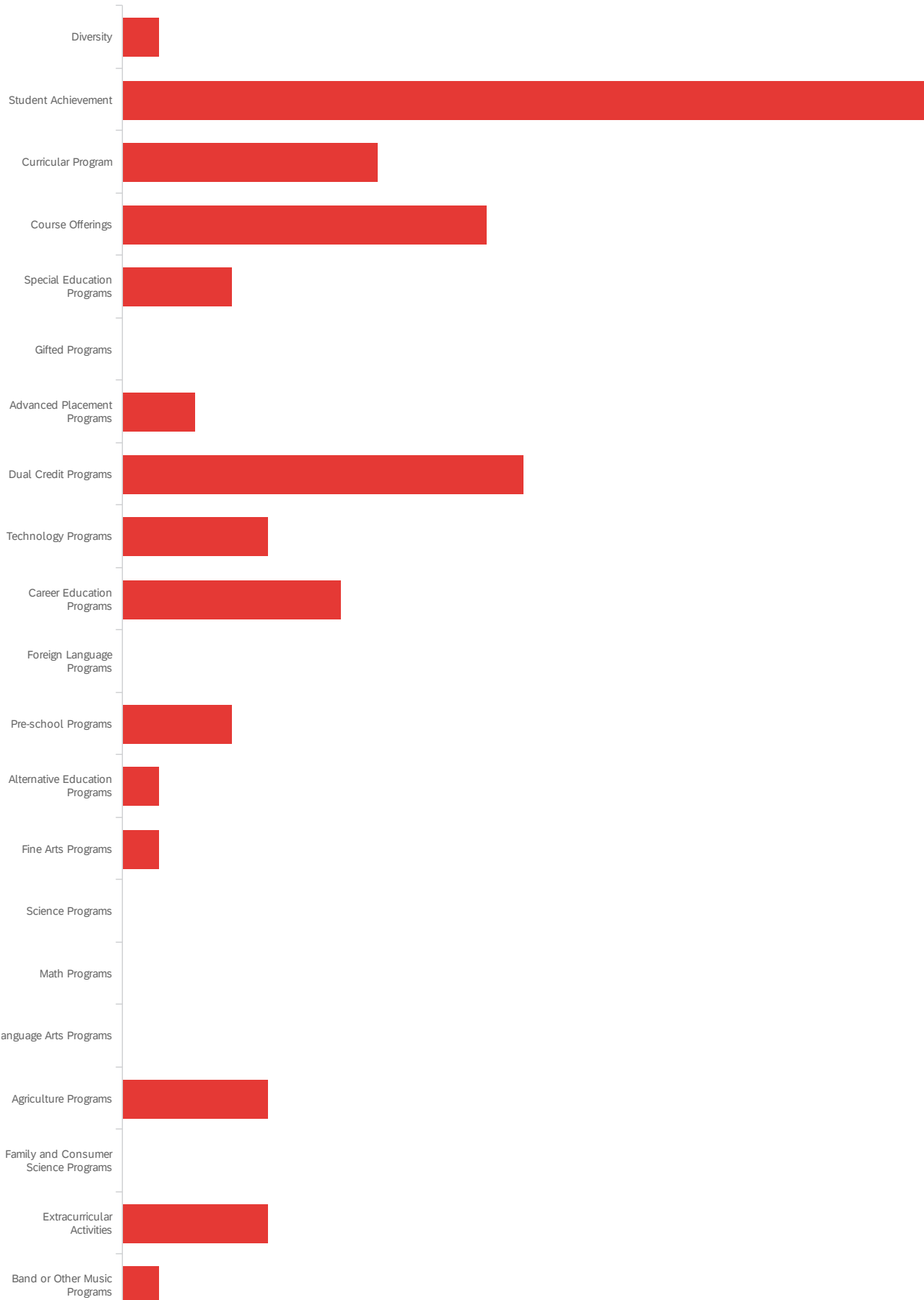
November 8, 2023 9:44 AM EST

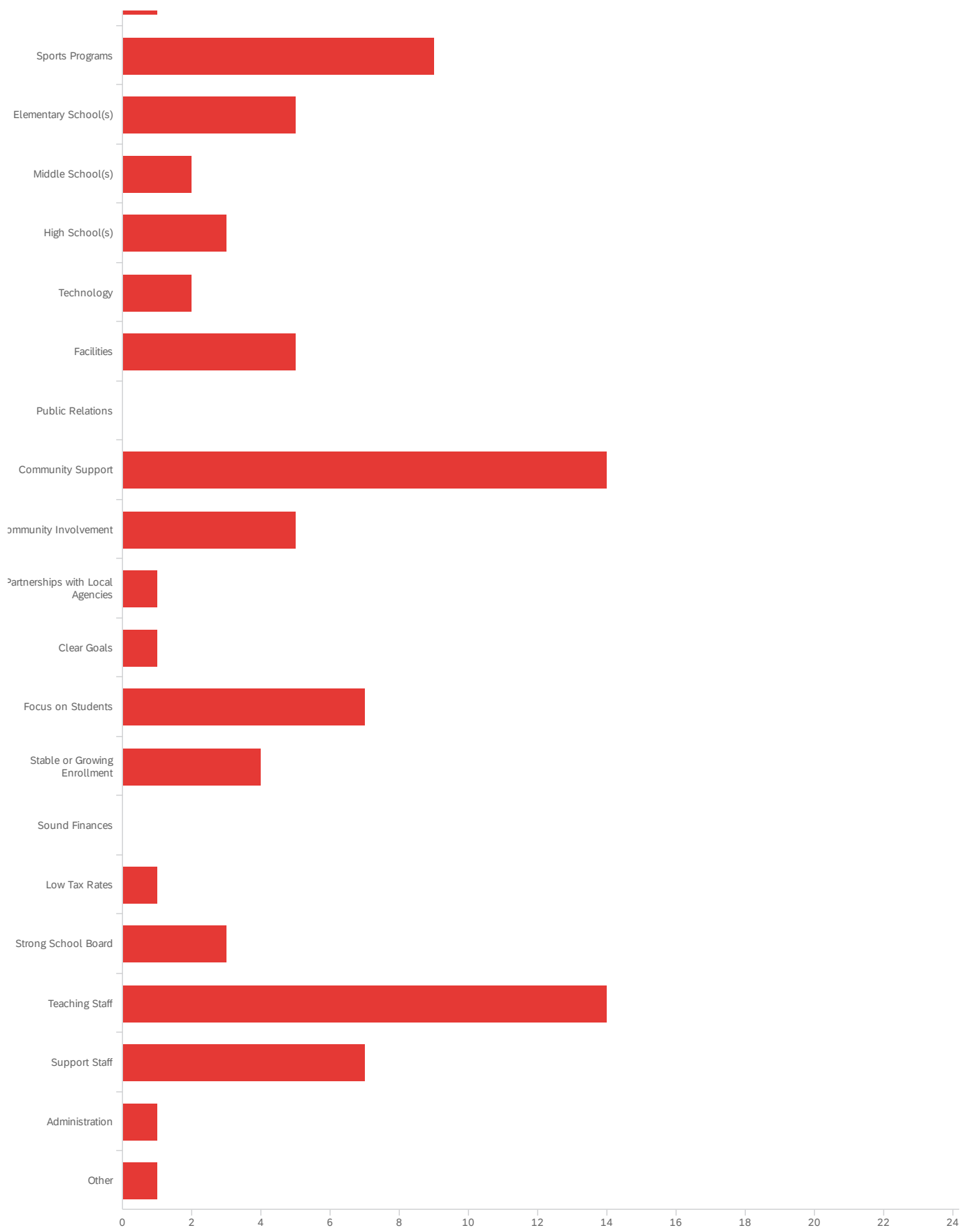
QID13 - Select all that apply.



Showing rows 1 - 8 of 8

A - What are the strengths of your district? Please select your top three choices.





Field

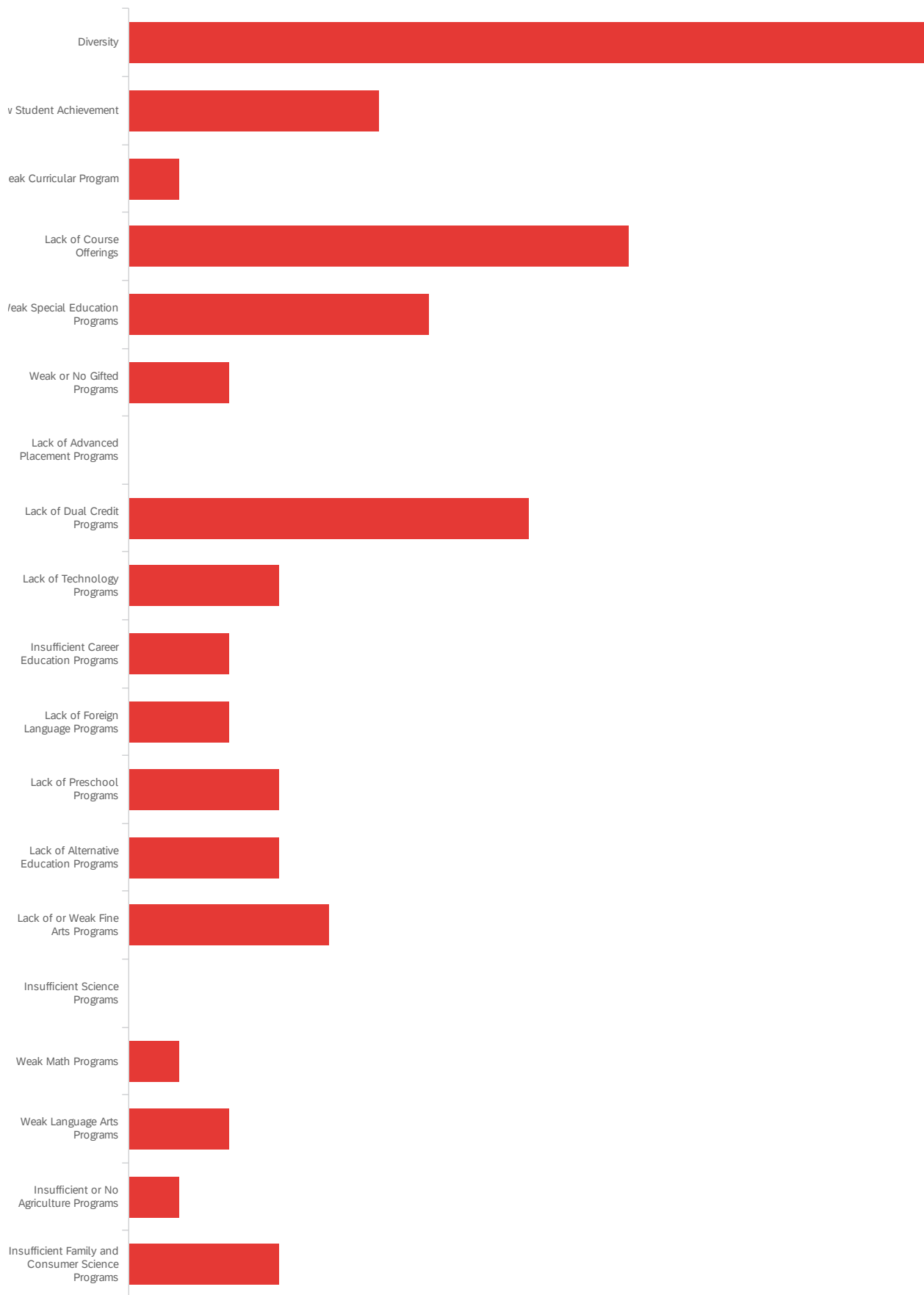
Choice Count

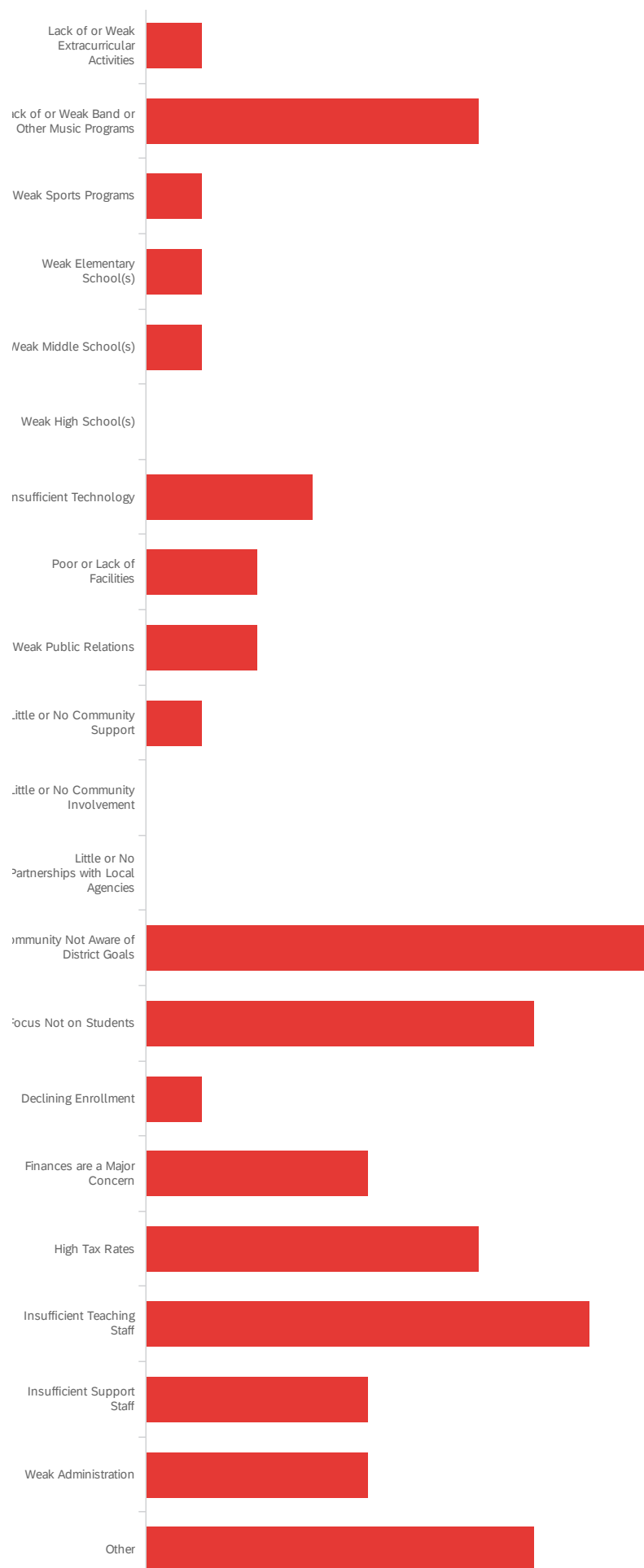
#	Field	Choice	Count
1	Diversity	0.61%	1
2	Student Achievement	13.33%	22
3	Curricular Program	4.24%	7
4	Course Offerings	6.06%	10
5	Special Education Programs	1.82%	3
6	Gifted Programs	0.00%	0
7	Advanced Placement Programs	1.21%	2
8	Dual Credit Programs	6.67%	11
9	Technology Programs	2.42%	4
10	Career Education Programs	3.64%	6
11	Foreign Language Programs	0.00%	0
12	Pre-school Programs	1.82%	3
13	Alternative Education Programs	0.61%	1
14	Fine Arts Programs	0.61%	1
15	Science Programs	0.00%	0
16	Math Programs	0.00%	0
17	Language Arts Programs	0.00%	0
18	Agriculture Programs	2.42%	4
19	Family and Consumer Science Programs	0.00%	0
20	Extracurricular Activities	2.42%	4
21	Band or Other Music Programs	0.61%	1
22	Sports Programs	5.45%	9
23	Elementary School(s)	3.03%	5
24	Middle School(s)	1.21%	2
25	High School(s)	1.82%	3
26	Technology	1.21%	2
27	Facilities	3.03%	5
28	Public Relations	0.00%	0

#	Field	Choice Count
29	Community Support	8.48% 14
30	Community Involvement	3.03% 5
31	Partnerships with Local Agencies	0.61% 1
32	Clear Goals	0.61% 1
33	Focus on Students	4.24% 7
34	Stable or Growing Enrollment	2.42% 4
35	Sound Finances	0.00% 0
36	Low Tax Rates	0.61% 1
37	Strong School Board	1.82% 3
38	Teaching Staff	8.48% 14
39	Support Staff	4.24% 7
40	Administration	0.61% 1
41	Other	0.61% 1
		165

Showing rows 1 - 42 of 42

B - What are the challenges of your school district? Please select your top three choices.





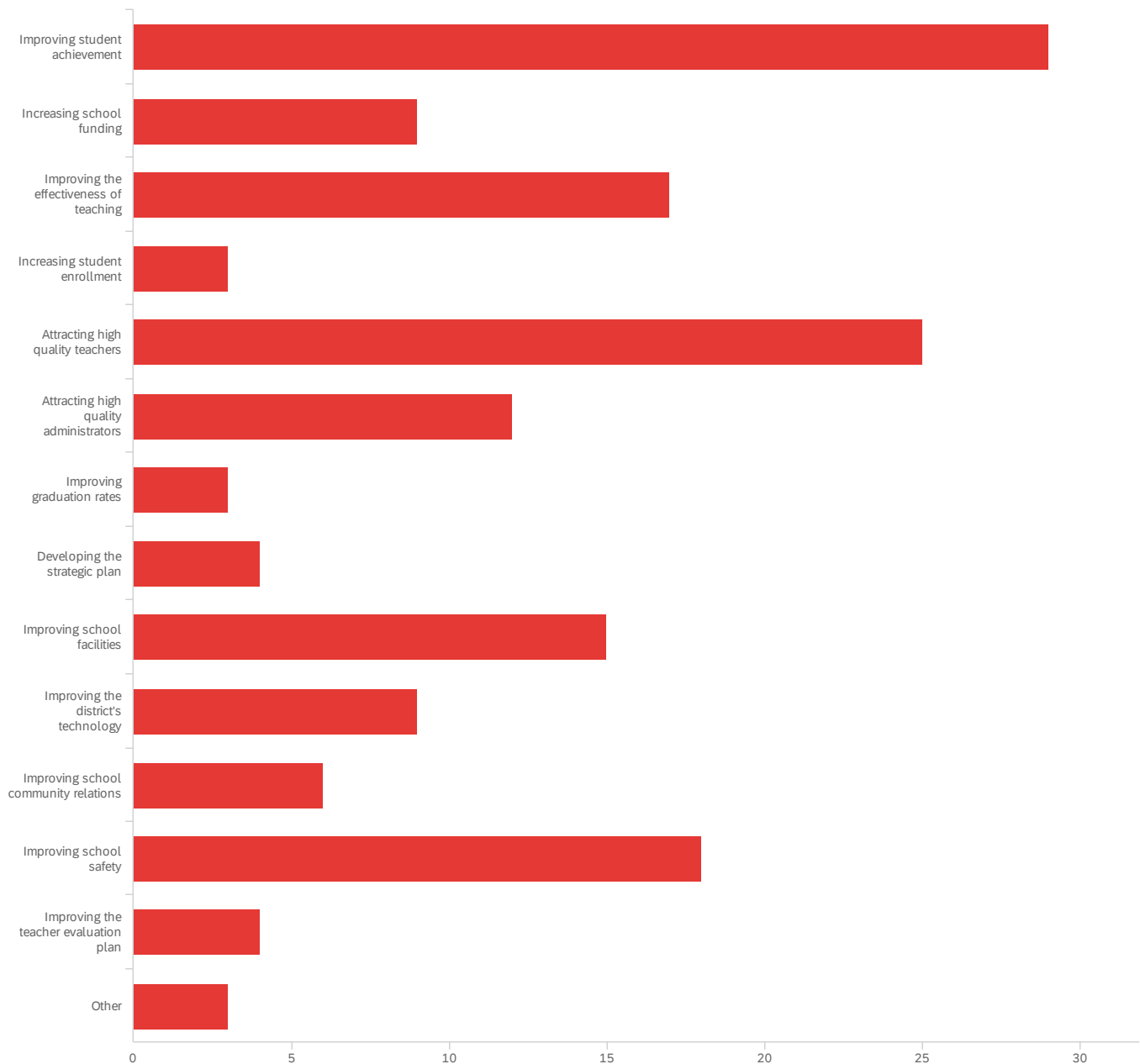


#	Field	Choice Count
1	Diversity	10.96% 16
2	Low Student Achievement	3.42% 5
3	Weak Curricular Program	0.68% 1
4	Lack of Course Offerings	6.85% 10
5	Weak Special Education Programs	4.11% 6
6	Weak or No Gifted Programs	1.37% 2
7	Lack of Advanced Placement Programs	0.00% 0
8	Lack of Dual Credit Programs	5.48% 8
9	Lack of Technology Programs	2.05% 3
10	Insufficient Career Education Programs	1.37% 2
11	Lack of Foreign Language Programs	1.37% 2
12	Lack of Preschool Programs	2.05% 3
13	Lack of Alternative Education Programs	2.05% 3
14	Lack of or Weak Fine Arts Programs	2.74% 4
15	Insufficient Science Programs	0.00% 0
16	Weak Math Programs	0.68% 1
17	Weak Language Arts Programs	1.37% 2
18	Insufficient or No Agriculture Programs	0.68% 1
19	Insufficient Family and Consumer Science Programs	2.05% 3
20	Lack of or Weak Extracurricular Activities	0.68% 1
21	Lack of or Weak Band or Other Music Programs	4.11% 6
22	Weak Sports Programs	0.68% 1
23	Weak Elementary School(s)	0.68% 1
24	Weak Middle School(s)	0.68% 1
25	Weak High School(s)	0.00% 0

#	Field	Choice Count
26	Insufficient Technology	2.05% 3
27	Poor or Lack of Facilities	1.37% 2
28	Weak Public Relations	1.37% 2
29	Little or No Community Support	0.68% 1
30	Little or No Community Involvement	0.00% 0
31	Little or No Partnerships with Local Agencies	0.00% 0
32	Community Not Aware of District Goals	6.16% 9
33	Focus Not on Students	4.79% 7
34	Declining Enrollment	0.68% 1
35	Finances are a Major Concern	2.74% 4
36	High Tax Rates	4.11% 6
37	Insufficient Teaching Staff	5.48% 8
38	Insufficient Support Staff	2.74% 4
39	Weak Administration	2.74% 4
40	Other	4.79% 7
41	Micro-managing School Board	4.11% 6
		146

Showing rows 1 - 42 of 42

C - What are the top three priorities for the school district?



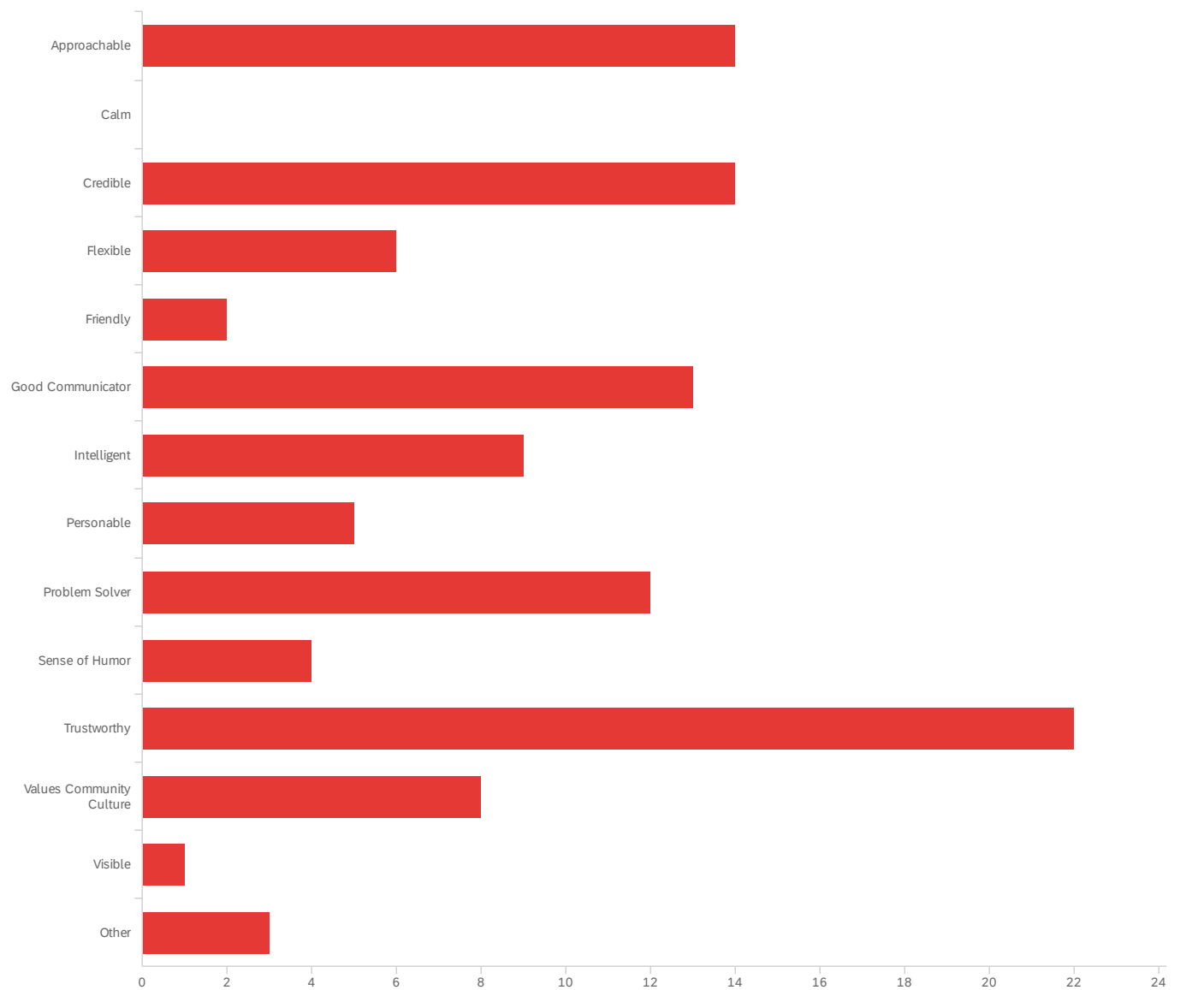
#	Field	Choice Count
1	Improving student achievement	18.47% 29
2	Increasing school funding	5.73% 9
3	Improving the effectiveness of teaching	10.83% 17
4	Increasing student enrollment	1.91% 3
5	Attracting high quality teachers	15.92% 25
6	Attracting high quality administrators	7.64% 12

#	Field	Choice Count
7	Improving graduation rates	1.91% 3
8	Developing the strategic plan	2.55% 4
9	Improving school facilities	9.55% 15
10	Improving the district's technology	5.73% 9
11	Improving school community relations	3.82% 6
12	Improving school safety	11.46% 18
13	Improving the teacher evaluation plan	2.55% 4
14	Other	1.91% 3

157

Showing rows 1 - 15 of 15

D - What are the two most important personal characteristics the next superintendent should possess? You may select only two.



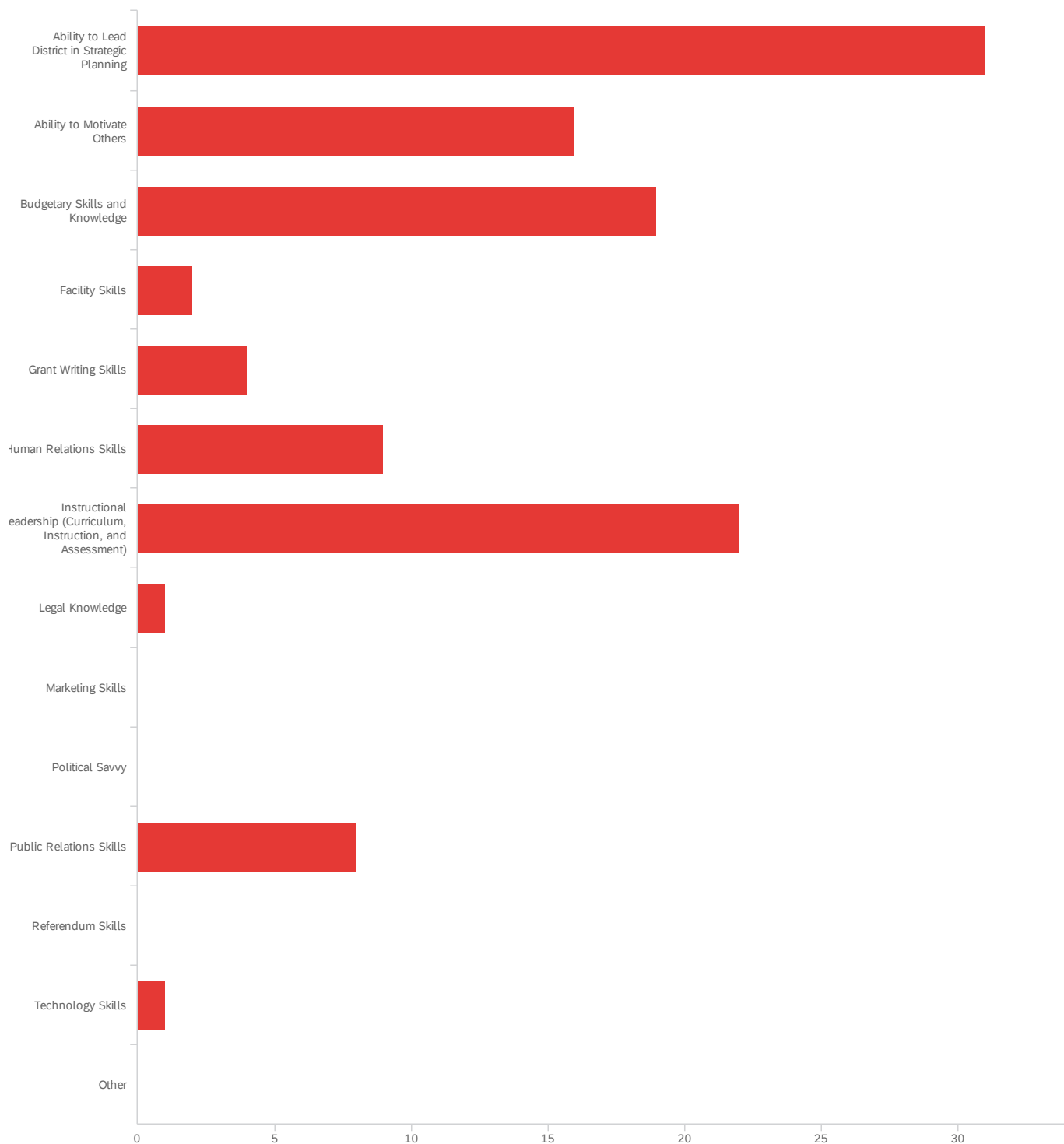
#	Field	Choice Count
1	Approachable	12.39% 14
2	Calm	0.00% 0
3	Credible	12.39% 14
4	Flexible	5.31% 6
5	Friendly	1.77% 2
6	Good Communicator	11.50% 13

#	Field	Choice Count
7	Intelligent	7.96% 9
8	Personable	4.42% 5
9	Problem Solver	10.62% 12
10	Sense of Humor	3.54% 4
11	Trustworthy	19.47% 22
12	Values Community Culture	7.08% 8
13	Visible	0.88% 1
14	Other	2.65% 3

113

Showing rows 1 - 15 of 15

F - What are the two most important professional skills the next superintendent should possess? You may select only two.



#	Field	Choice Count
1	Ability to Lead District in Strategic Planning	27.43% 31

#	Field	Choice Count
2	Ability to Motivate Others	14.16% 16
3	Budgetary Skills and Knowledge	16.81% 19
4	Facility Skills	1.77% 2
5	Grant Writing Skills	3.54% 4
6	Human Relations Skills	7.96% 9
7	Instructional Leadership (Curriculum, Instruction, and Assessment)	19.47% 22
8	Legal Knowledge	0.88% 1
9	Marketing Skills	0.00% 0
10	Political Savvy	0.00% 0
11	Public Relations Skills	7.08% 8
12	Referendum Skills	0.00% 0
13	Technology Skills	0.88% 1
14	Other	0.00% 0

113

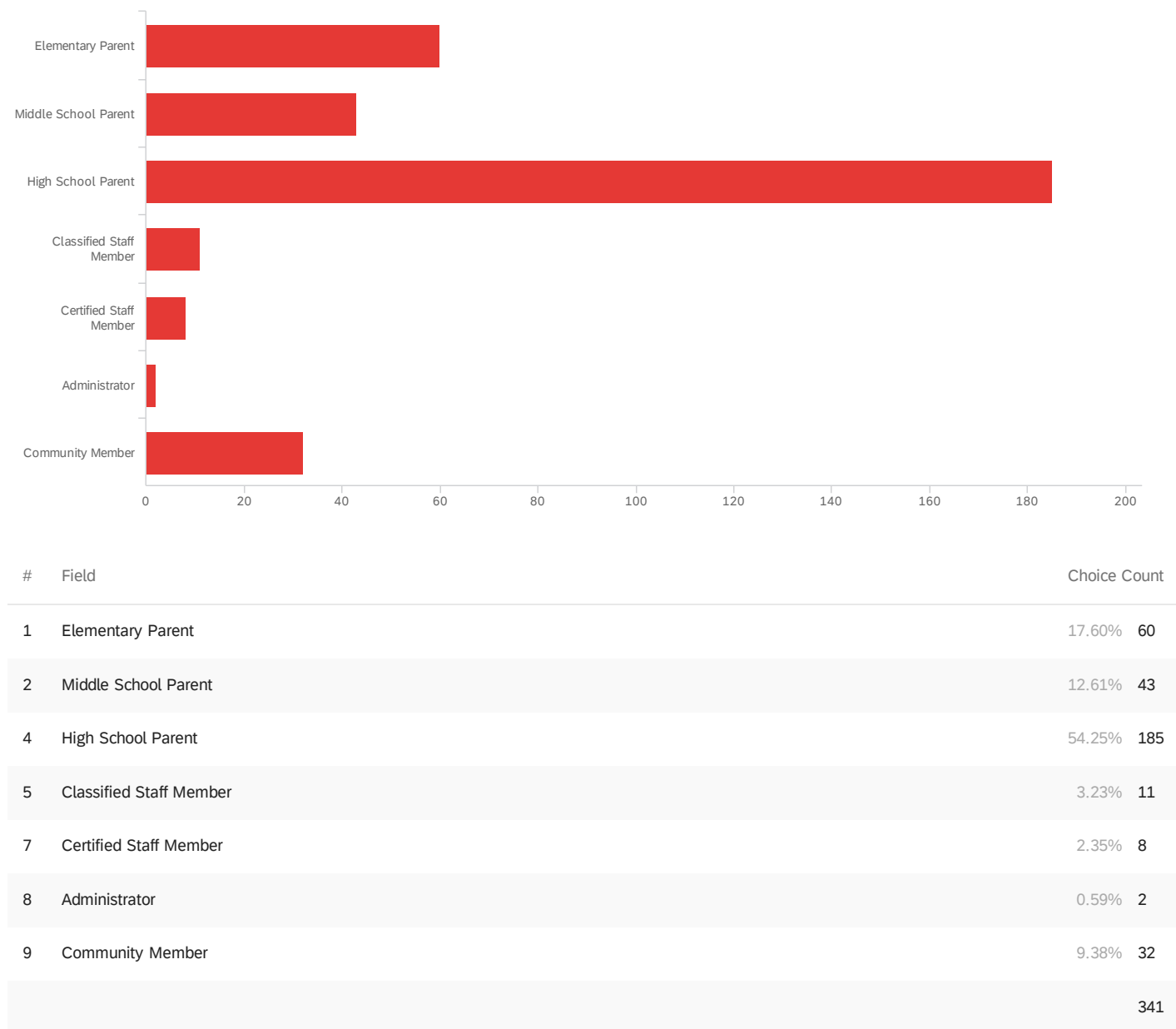
Showing rows 1 - 15 of 15

Parents of High School Students

MSD of North Posey County

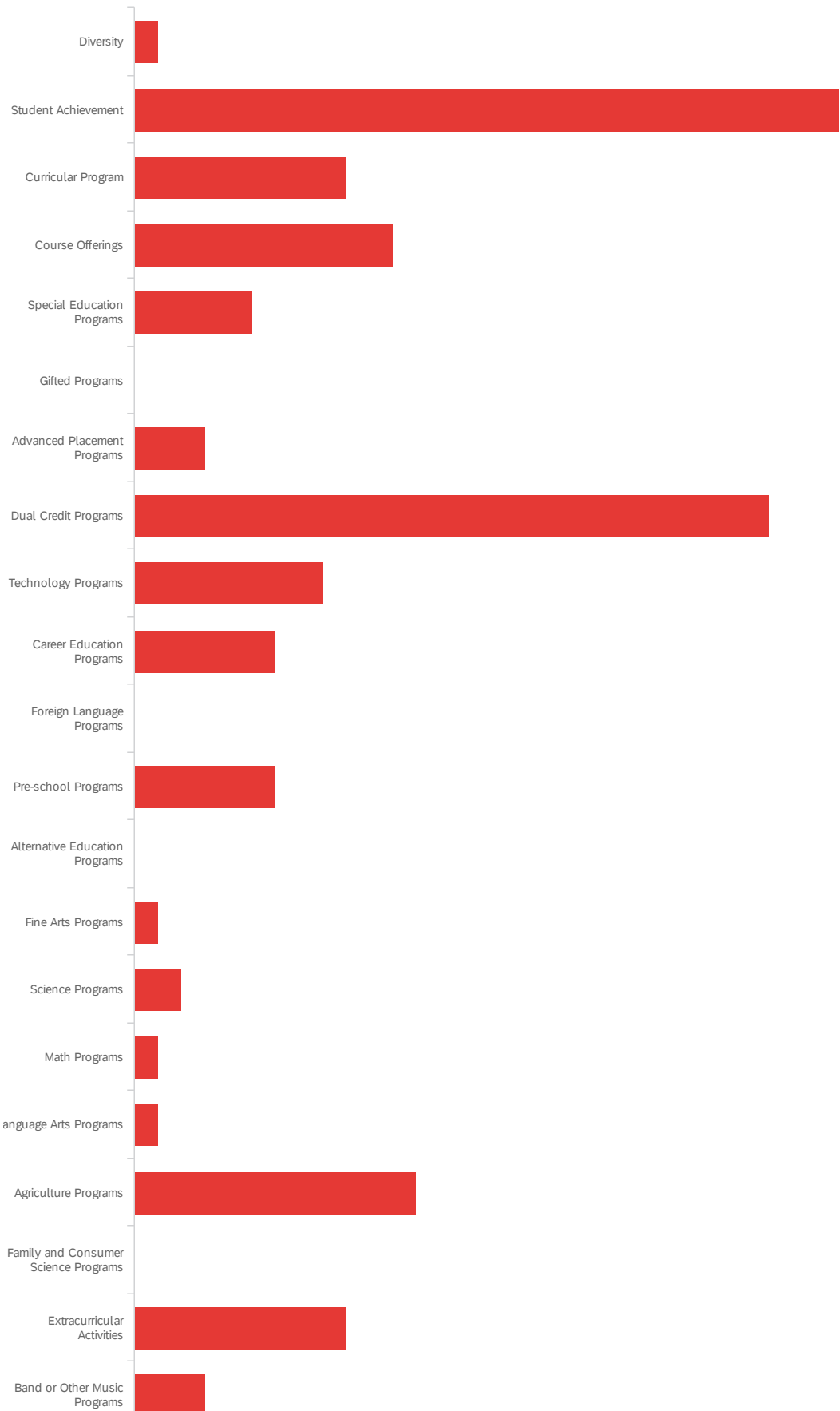
November 8, 2023 9:41 AM EST

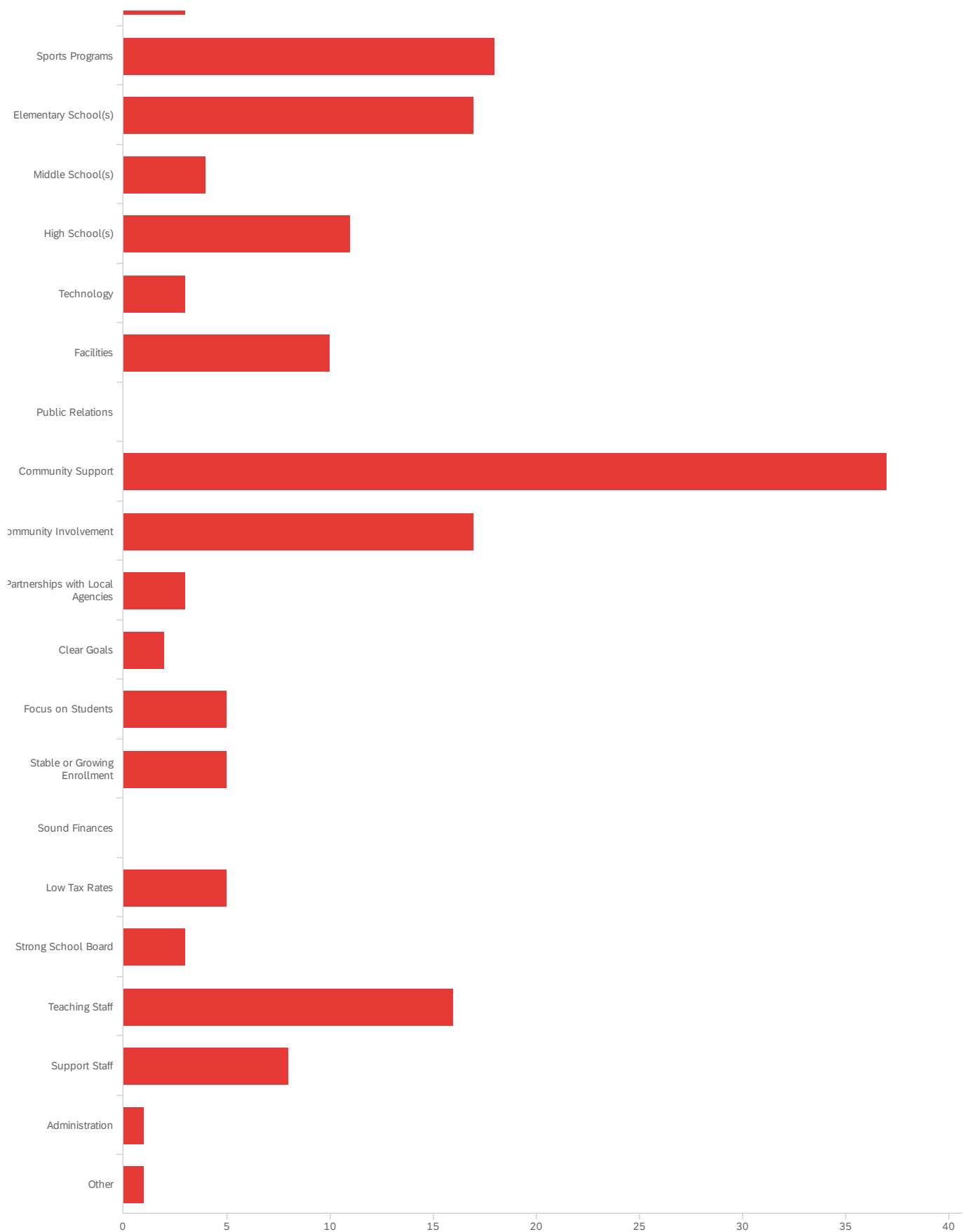
QID13 - Select all that apply.



Showing rows 1 - 8 of 8

A - What are the strengths of your district? Please select your top three choices.





Field

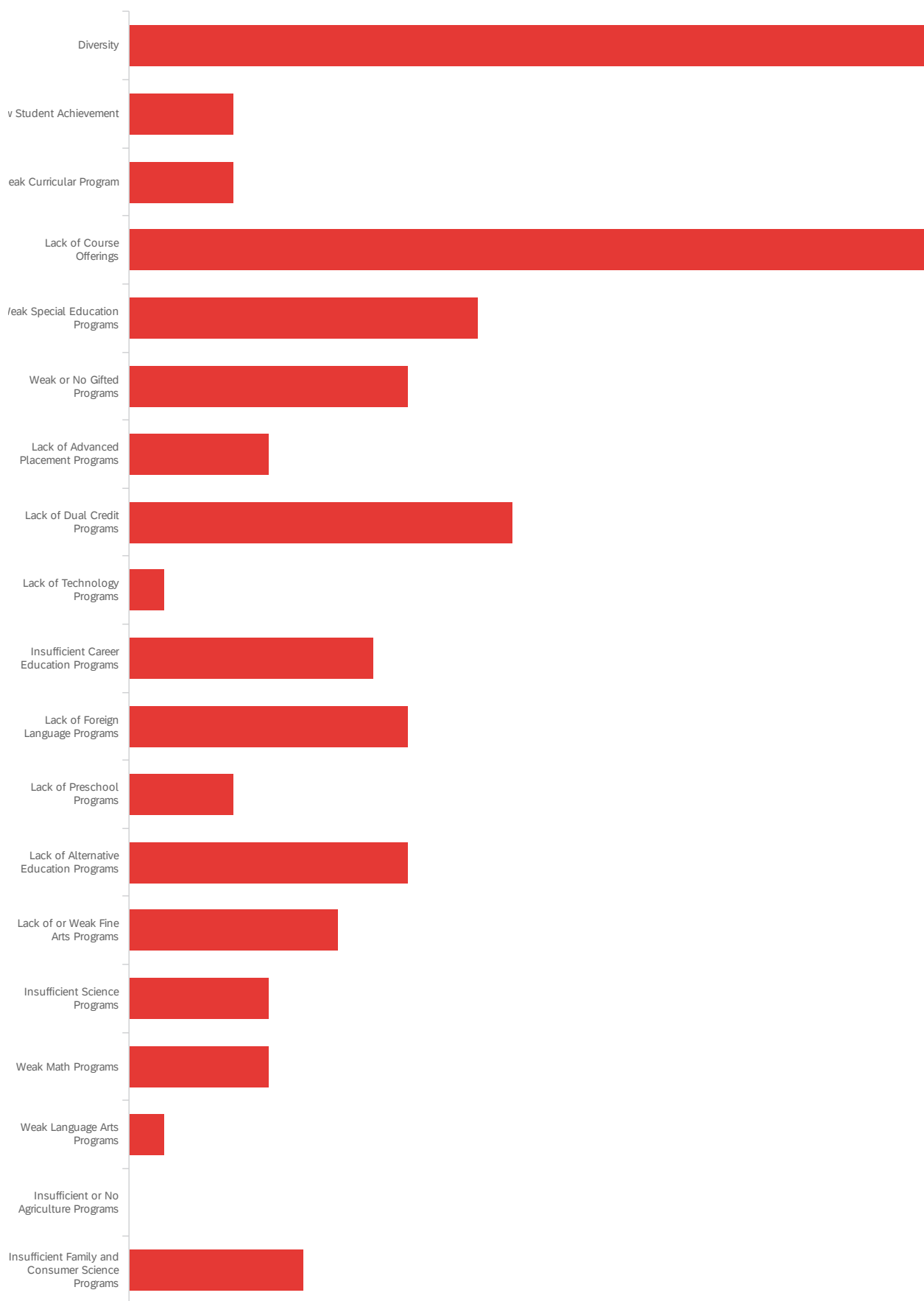
Choice Count

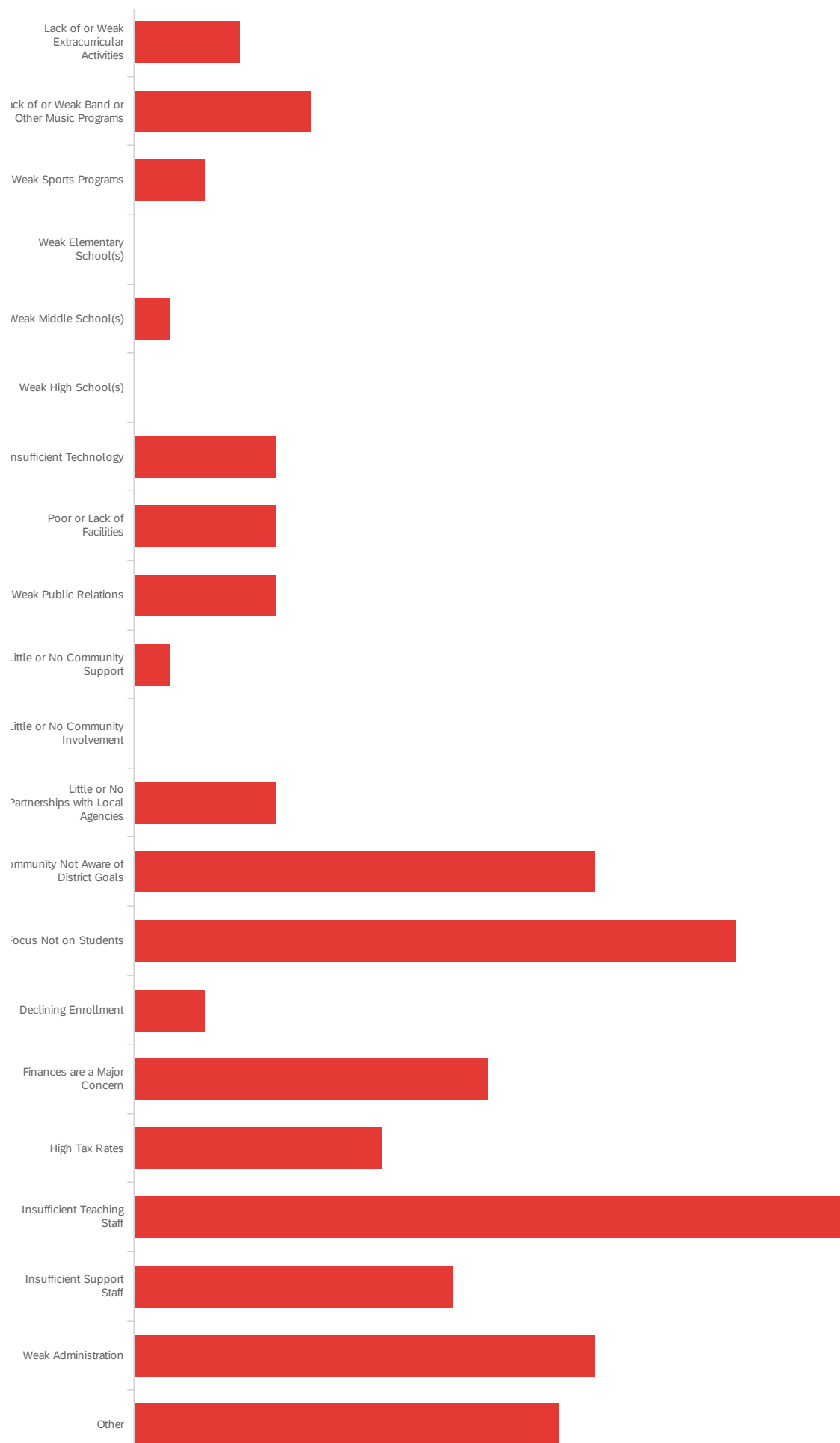
#	Field	Choice Count
1	Diversity	0.33% 1
2	Student Achievement	9.97% 30
3	Curricular Program	2.99% 9
4	Course Offerings	3.65% 11
5	Special Education Programs	1.66% 5
6	Gifted Programs	0.00% 0
7	Advanced Placement Programs	1.00% 3
8	Dual Credit Programs	8.97% 27
9	Technology Programs	2.66% 8
10	Career Education Programs	1.99% 6
11	Foreign Language Programs	0.00% 0
12	Pre-school Programs	1.99% 6
13	Alternative Education Programs	0.00% 0
14	Fine Arts Programs	0.33% 1
15	Science Programs	0.66% 2
16	Math Programs	0.33% 1
17	Language Arts Programs	0.33% 1
18	Agriculture Programs	3.99% 12
19	Family and Consumer Science Programs	0.00% 0
20	Extracurricular Activities	2.99% 9
21	Band or Other Music Programs	1.00% 3
22	Sports Programs	5.98% 18
23	Elementary School(s)	5.65% 17
24	Middle School(s)	1.33% 4
25	High School(s)	3.65% 11
26	Technology	1.00% 3
27	Facilities	3.32% 10
28	Public Relations	0.00% 0

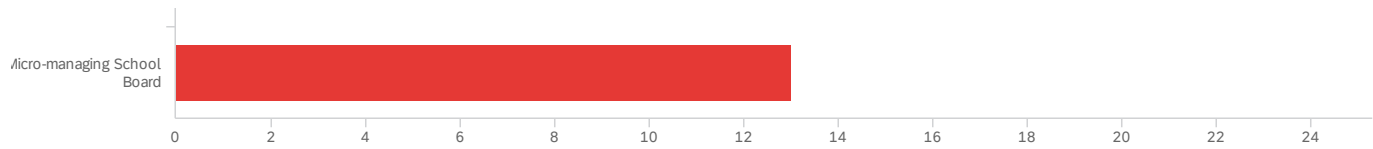
#	Field	Choice Count
29	Community Support	12.29% 37
30	Community Involvement	5.65% 17
31	Partnerships with Local Agencies	1.00% 3
32	Clear Goals	0.66% 2
33	Focus on Students	1.66% 5
34	Stable or Growing Enrollment	1.66% 5
35	Sound Finances	0.00% 0
36	Low Tax Rates	1.66% 5
37	Strong School Board	1.00% 3
38	Teaching Staff	5.32% 16
39	Support Staff	2.66% 8
40	Administration	0.33% 1
41	Other	0.33% 1
		301

Showing rows 1 - 42 of 42

B - What are the challenges of your school district? Please select your top three choices.





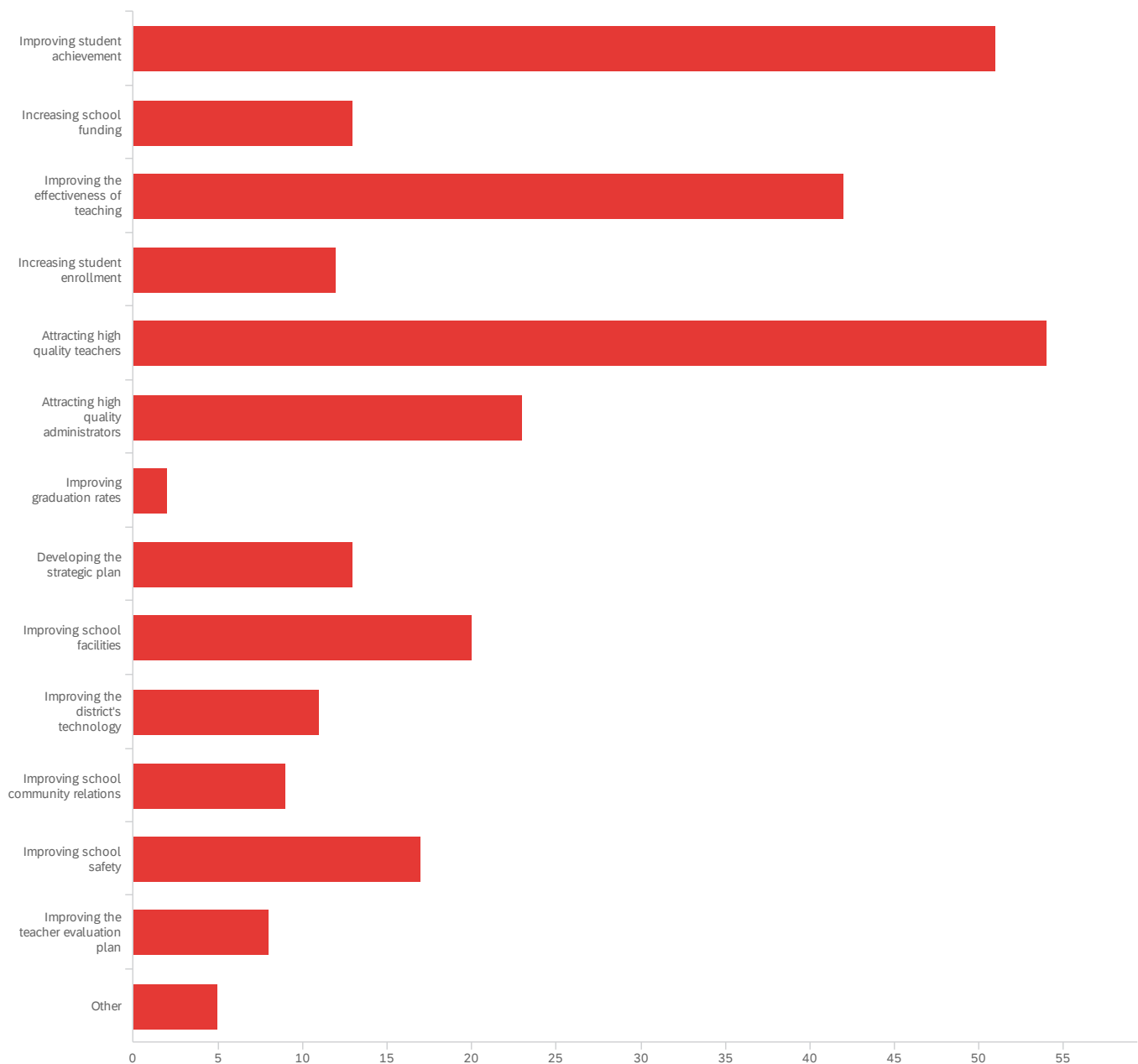


#	Field	Choice Count
1	Diversity	8.33% 23
2	Low Student Achievement	1.09% 3
3	Weak Curricular Program	1.09% 3
4	Lack of Course Offerings	8.33% 23
5	Weak Special Education Programs	3.62% 10
6	Weak or No Gifted Programs	2.90% 8
7	Lack of Advanced Placement Programs	1.45% 4
8	Lack of Dual Credit Programs	3.99% 11
9	Lack of Technology Programs	0.36% 1
10	Insufficient Career Education Programs	2.54% 7
11	Lack of Foreign Language Programs	2.90% 8
12	Lack of Preschool Programs	1.09% 3
13	Lack of Alternative Education Programs	2.90% 8
14	Lack of or Weak Fine Arts Programs	2.17% 6
15	Insufficient Science Programs	1.45% 4
16	Weak Math Programs	1.45% 4
17	Weak Language Arts Programs	0.36% 1
18	Insufficient or No Agriculture Programs	0.00% 0
19	Insufficient Family and Consumer Science Programs	1.81% 5
20	Lack of or Weak Extracurricular Activities	1.09% 3
21	Lack of or Weak Band or Other Music Programs	1.81% 5
22	Weak Sports Programs	0.72% 2
23	Weak Elementary School(s)	0.00% 0
24	Weak Middle School(s)	0.36% 1
25	Weak High School(s)	0.00% 0

#	Field	Choice Count
26	Insufficient Technology	1.45% 4
27	Poor or Lack of Facilities	1.45% 4
28	Weak Public Relations	1.45% 4
29	Little or No Community Support	0.36% 1
30	Little or No Community Involvement	0.00% 0
31	Little or No Partnerships with Local Agencies	1.45% 4
32	Community Not Aware of District Goals	4.71% 13
33	Focus Not on Students	6.16% 17
34	Declining Enrollment	0.72% 2
35	Finances are a Major Concern	3.62% 10
36	High Tax Rates	2.54% 7
37	Insufficient Teaching Staff	7.25% 20
38	Insufficient Support Staff	3.26% 9
39	Weak Administration	4.71% 13
40	Other	4.35% 12
41	Micro-managing School Board	4.71% 13
		276

Showing rows 1 - 42 of 42

C - What are the top three priorities for the school district?




#	Field	Choice Count
1	Improving student achievement	18.21% 51
2	Increasing school funding	4.64% 13
3	Improving the effectiveness of teaching	15.00% 42
4	Increasing student enrollment	4.29% 12
5	Attracting high quality teachers	19.29% 54
6	Attracting high quality administrators	8.21% 23

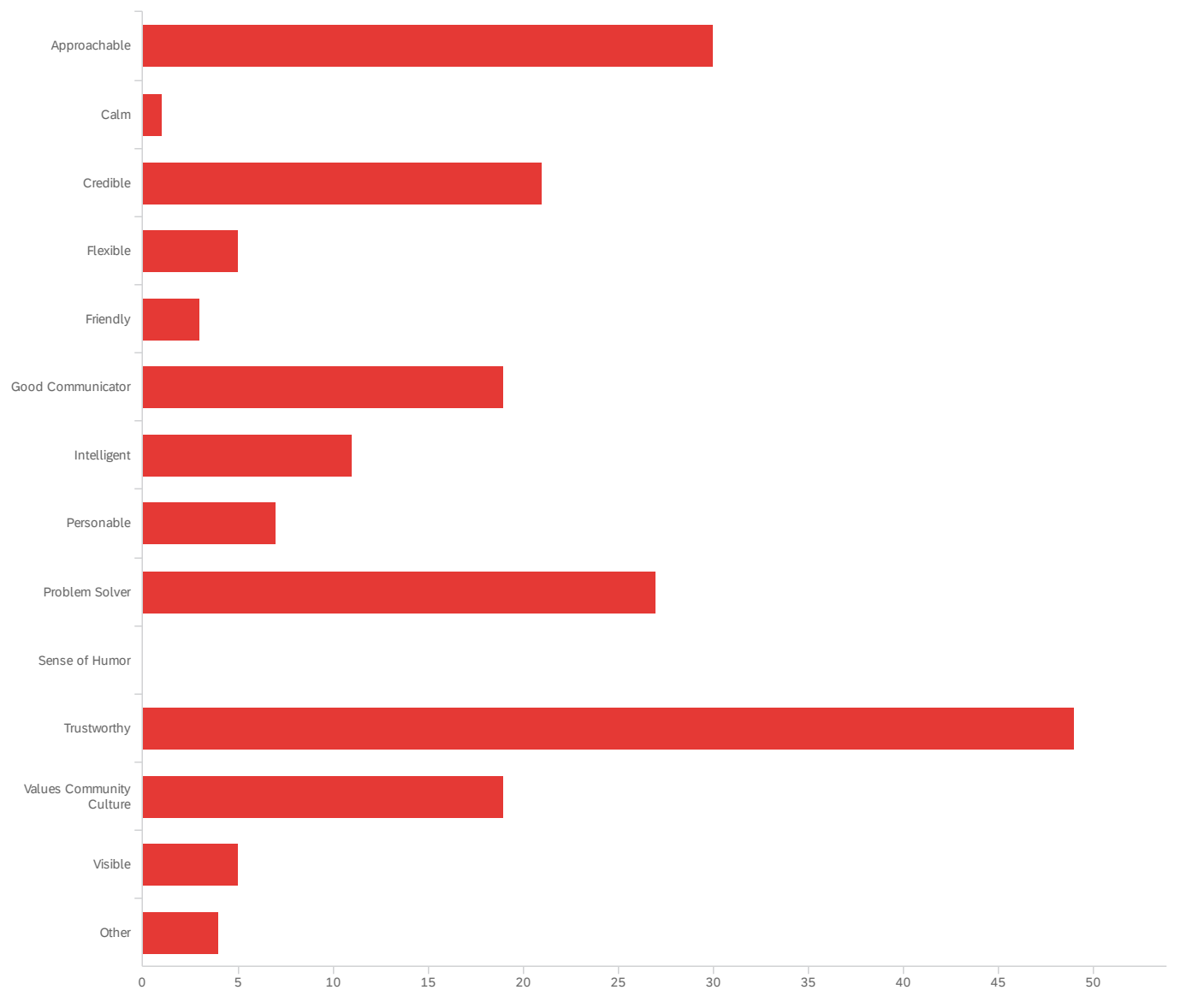
#	Field	Choice Count
7	Improving graduation rates	0.71% 2
8	Developing the strategic plan	4.64% 13
9	Improving school facilities	7.14% 20
10	Improving the district's technology	3.93% 11
11	Improving school community relations	3.21% 9
12	Improving school safety	6.07% 17
13	Improving the teacher evaluation plan	2.86% 8
14	Other	1.79% 5

280

Showing rows 1 - 15 of 15



D - What are the two most important personal characteristics the next superintendent should possess? You may select only two.



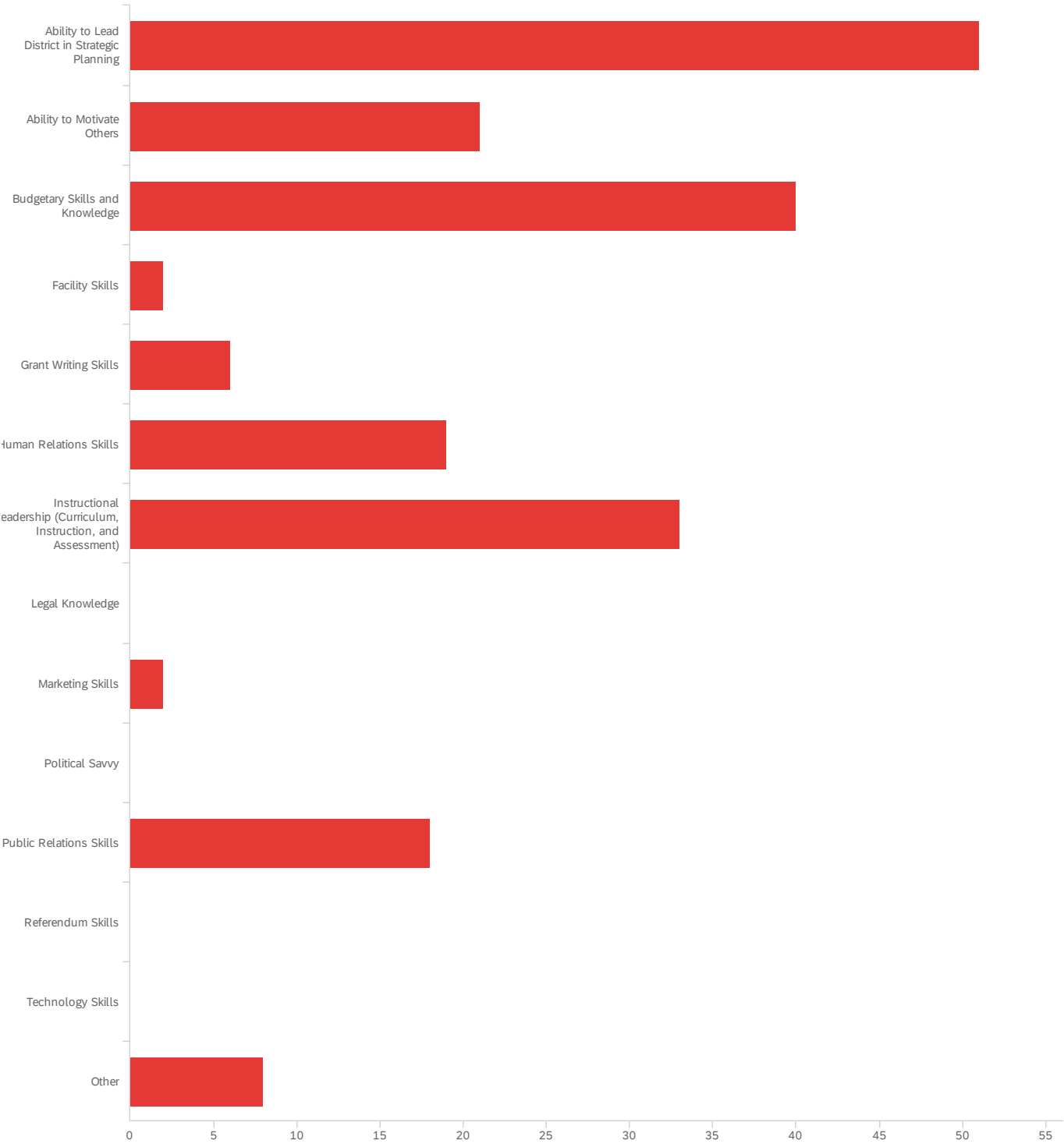
#	Field	Choice Count
1	Approachable	14.93% 30
2	Calm	0.50% 1
3	Credible	10.45% 21
4	Flexible	2.49% 5
5	Friendly	1.49% 3
6	Good Communicator	9.45% 19

#	Field	Choice Count
7	Intelligent	5.47% 11
8	Personable	3.48% 7
9	Problem Solver	13.43% 27
10	Sense of Humor	0.00% 0
11	Trustworthy	24.38% 49
12	Values Community Culture	9.45% 19
13	Visible	2.49% 5
14	Other	1.99% 4

201

Showing rows 1 - 15 of 15

F - What are the two most important professional skills the next superintendent should possess? You may select only two.



#	Field	Choice Count
1	Ability to Lead District in Strategic Planning	25.50% 51

#	Field	Choice Count
2	Ability to Motivate Others	10.50% 21
3	Budgetary Skills and Knowledge	20.00% 40
4	Facility Skills	1.00% 2
5	Grant Writing Skills	3.00% 6
6	Human Relations Skills	9.50% 19
7	Instructional Leadership (Curriculum, Instruction, and Assessment)	16.50% 33
8	Legal Knowledge	0.00% 0
9	Marketing Skills	1.00% 2
10	Political Savvy	0.00% 0
11	Public Relations Skills	9.00% 18
12	Referendum Skills	0.00% 0
13	Technology Skills	0.00% 0
14	Other	4.00% 8

200

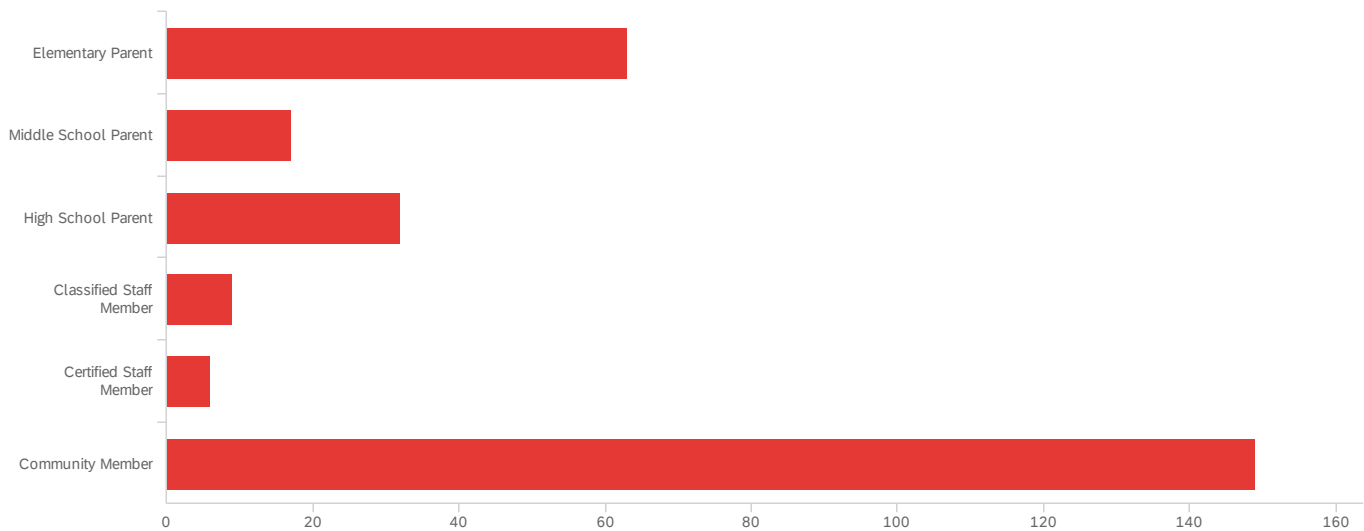
Showing rows 1 - 15 of 15

Community Members

MSD of North Posey County

November 8, 2023 9:14 AM EST

QID13 - Select all that apply.

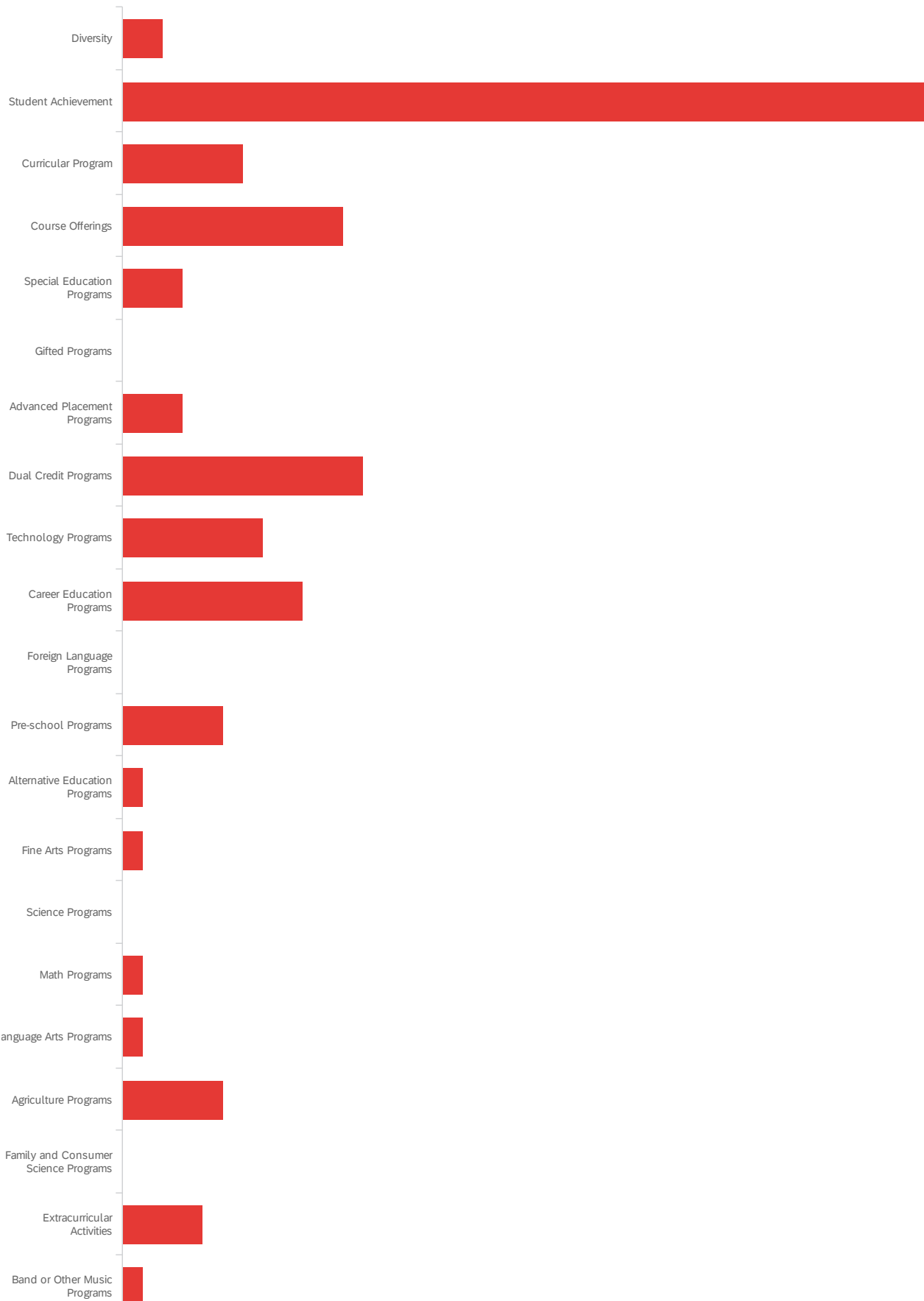


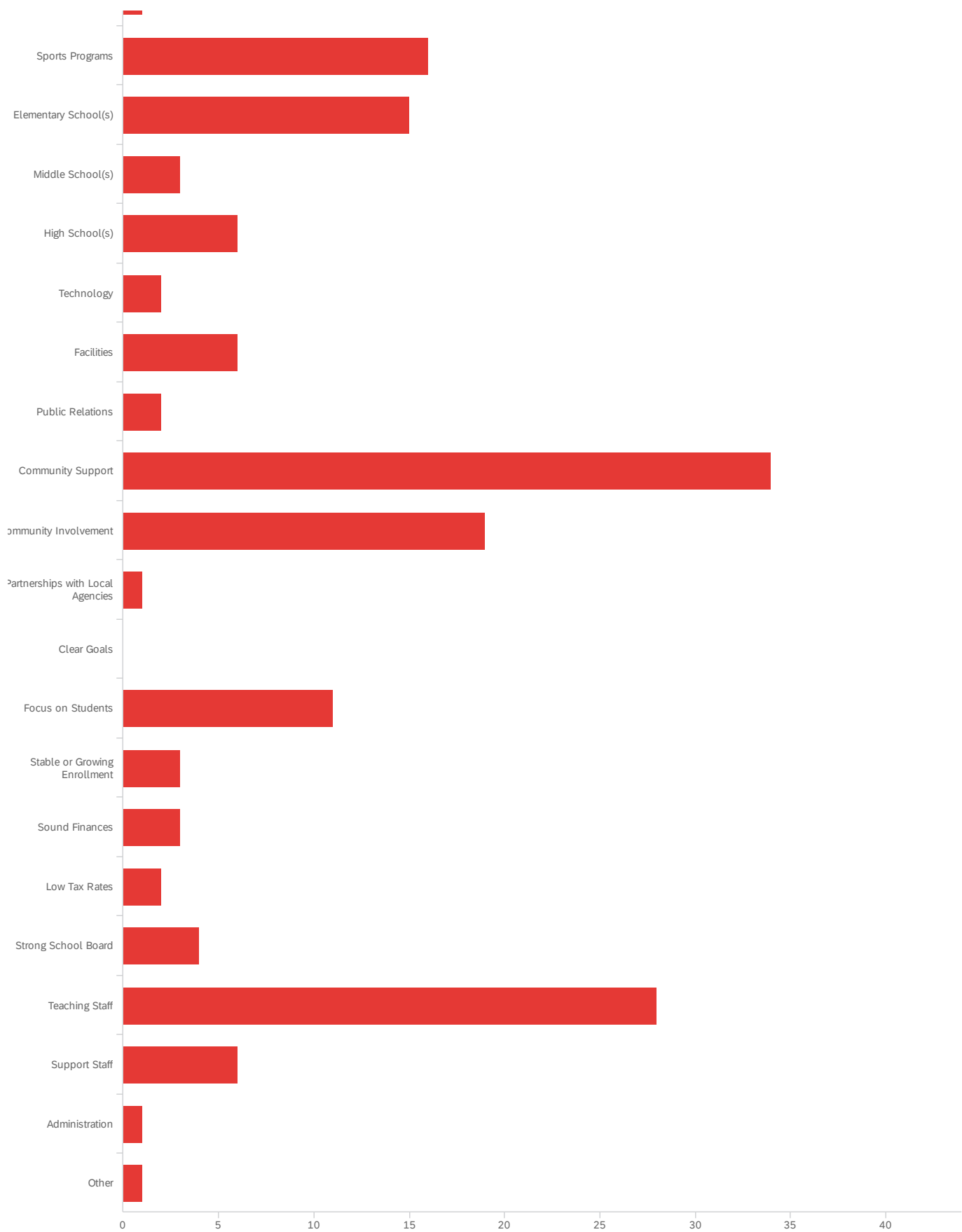
#	Field	Choice Count
1	Elementary Parent	22.83% 63
2	Middle School Parent	6.16% 17
4	High School Parent	11.59% 32
5	Classified Staff Member	3.26% 9
7	Certified Staff Member	2.17% 6
9	Community Member	53.99% 149

276

Showing rows 1 - 7 of 7

A - What are the strengths of your district? Please select your top three choices.





Field

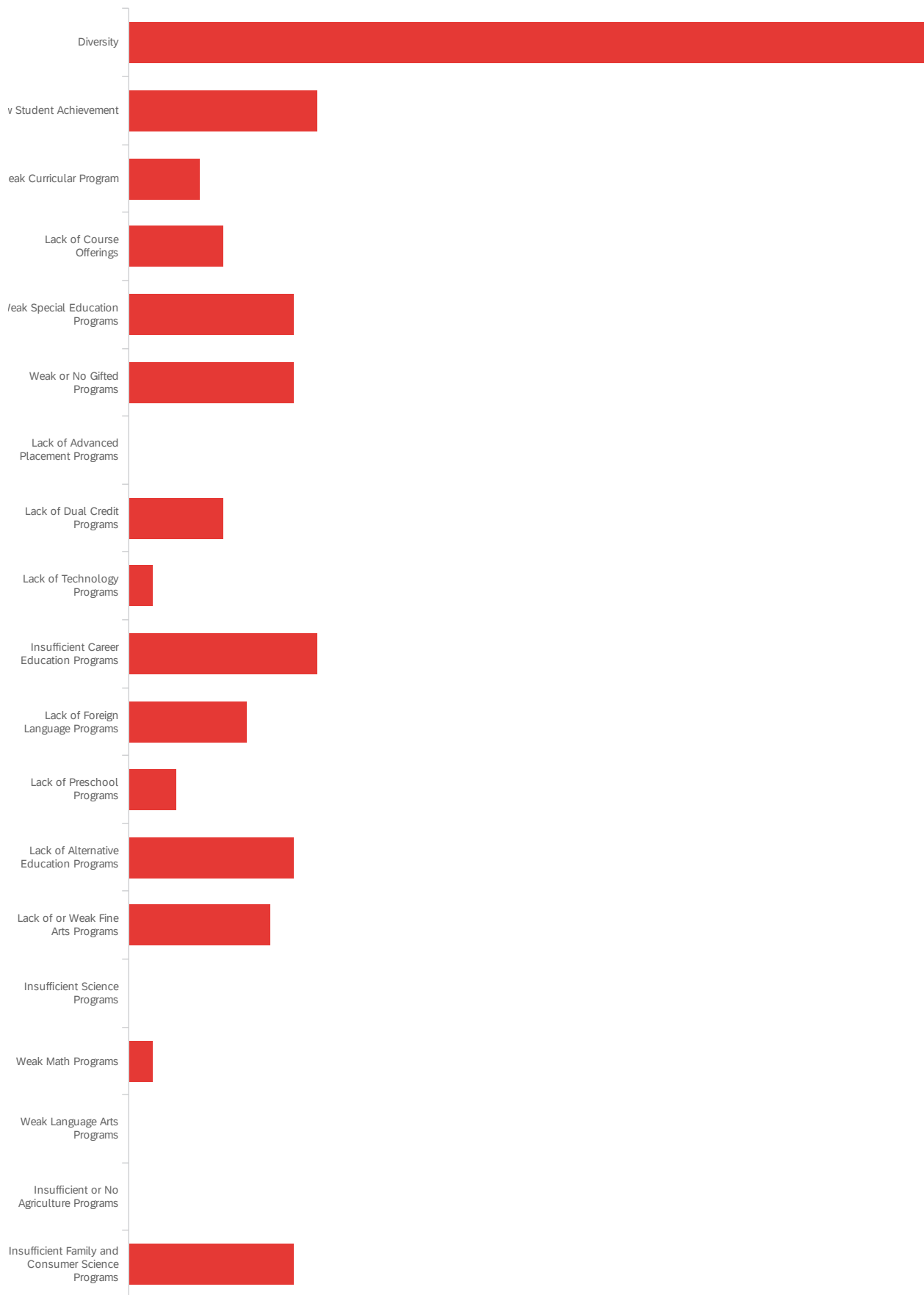
Choice Count

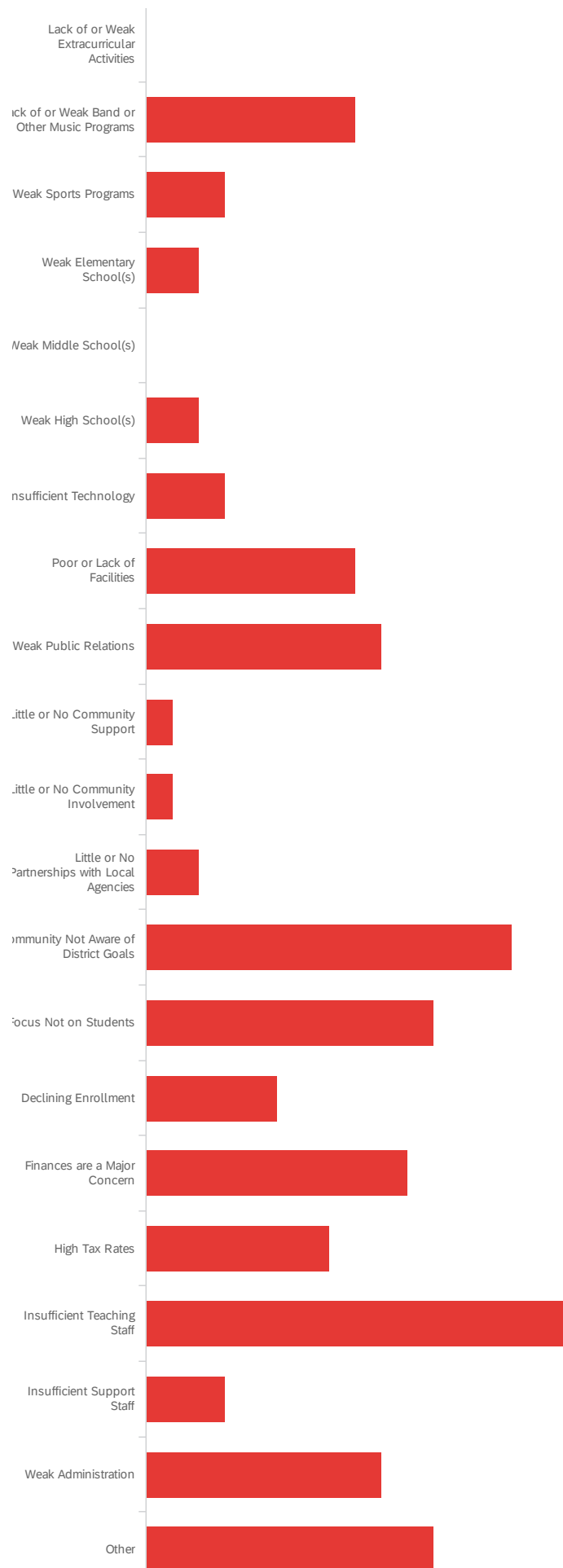
#	Field	Choice	Count
1	Diversity	0.73%	2
2	Student Achievement	14.55%	40
3	Curricular Program	2.18%	6
4	Course Offerings	4.00%	11
5	Special Education Programs	1.09%	3
6	Gifted Programs	0.00%	0
7	Advanced Placement Programs	1.09%	3
8	Dual Credit Programs	4.36%	12
9	Technology Programs	2.55%	7
10	Career Education Programs	3.27%	9
11	Foreign Language Programs	0.00%	0
12	Pre-school Programs	1.82%	5
13	Alternative Education Programs	0.36%	1
14	Fine Arts Programs	0.36%	1
15	Science Programs	0.00%	0
16	Math Programs	0.36%	1
17	Language Arts Programs	0.36%	1
18	Agriculture Programs	1.82%	5
19	Family and Consumer Science Programs	0.00%	0
20	Extracurricular Activities	1.45%	4
21	Band or Other Music Programs	0.36%	1
22	Sports Programs	5.82%	16
23	Elementary School(s)	5.45%	15
24	Middle School(s)	1.09%	3
25	High School(s)	2.18%	6
26	Technology	0.73%	2
27	Facilities	2.18%	6
28	Public Relations	0.73%	2

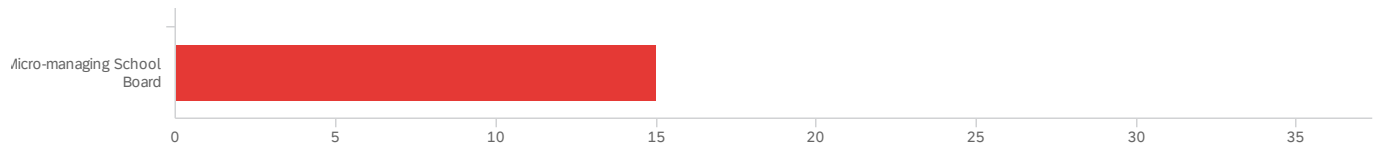
#	Field	Choice Count
29	Community Support	12.36% 34
30	Community Involvement	6.91% 19
31	Partnerships with Local Agencies	0.36% 1
32	Clear Goals	0.00% 0
33	Focus on Students	4.00% 11
34	Stable or Growing Enrollment	1.09% 3
35	Sound Finances	1.09% 3
36	Low Tax Rates	0.73% 2
37	Strong School Board	1.45% 4
38	Teaching Staff	10.18% 28
39	Support Staff	2.18% 6
40	Administration	0.36% 1
41	Other	0.36% 1
		275

Showing rows 1 - 42 of 42

B - What are the challenges of your school district? Please select your top three choices.





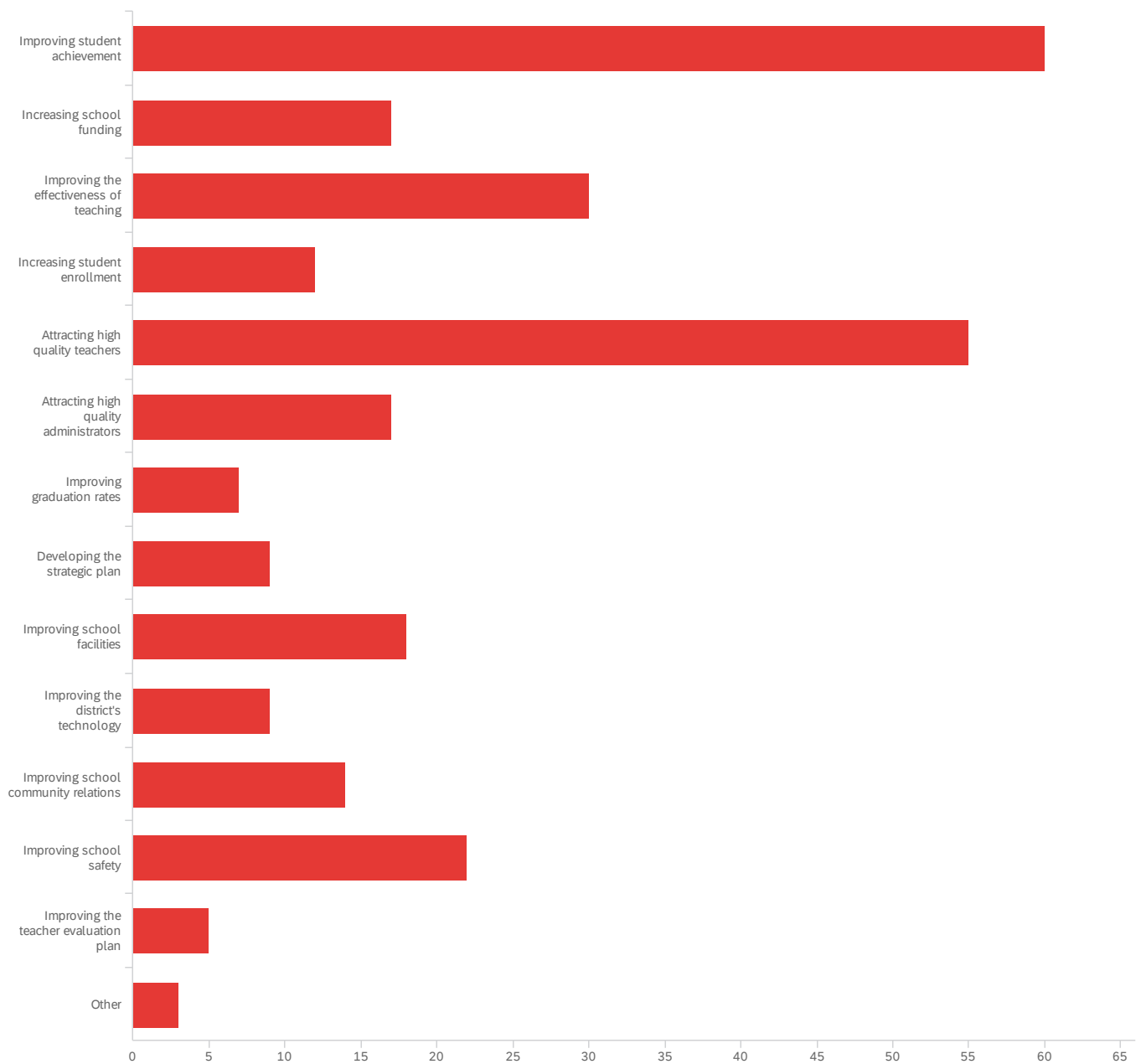


#	Field	Choice Count
1	Diversity	13.93% 34
2	Low Student Achievement	3.28% 8
3	Weak Curricular Program	1.23% 3
4	Lack of Course Offerings	1.64% 4
5	Weak Special Education Programs	2.87% 7
6	Weak or No Gifted Programs	2.87% 7
7	Lack of Advanced Placement Programs	0.00% 0
8	Lack of Dual Credit Programs	1.64% 4
9	Lack of Technology Programs	0.41% 1
10	Insufficient Career Education Programs	3.28% 8
11	Lack of Foreign Language Programs	2.05% 5
12	Lack of Preschool Programs	0.82% 2
13	Lack of Alternative Education Programs	2.87% 7
14	Lack of or Weak Fine Arts Programs	2.46% 6
15	Insufficient Science Programs	0.00% 0
16	Weak Math Programs	0.41% 1
17	Weak Language Arts Programs	0.00% 0
18	Insufficient or No Agriculture Programs	0.00% 0
19	Insufficient Family and Consumer Science Programs	2.87% 7
20	Lack of or Weak Extracurricular Activities	0.00% 0
21	Lack of or Weak Band or Other Music Programs	3.28% 8
22	Weak Sports Programs	1.23% 3
23	Weak Elementary School(s)	0.82% 2
24	Weak Middle School(s)	0.00% 0
25	Weak High School(s)	0.82% 2

#	Field	Choice	Count
26	Insufficient Technology	1.23%	3
27	Poor or Lack of Facilities	3.28%	8
28	Weak Public Relations	3.69%	9
29	Little or No Community Support	0.41%	1
30	Little or No Community Involvement	0.41%	1
31	Little or No Partnerships with Local Agencies	0.82%	2
32	Community Not Aware of District Goals	5.74%	14
33	Focus Not on Students	4.51%	11
34	Declining Enrollment	2.05%	5
35	Finances are a Major Concern	4.10%	10
36	High Tax Rates	2.87%	7
37	Insufficient Teaching Staff	6.56%	16
38	Insufficient Support Staff	1.23%	3
39	Weak Administration	3.69%	9
40	Other	4.51%	11
41	Micro-managing School Board	6.15%	15
			244

Showing rows 1 - 42 of 42

C - What are the top three priorities for the school district?



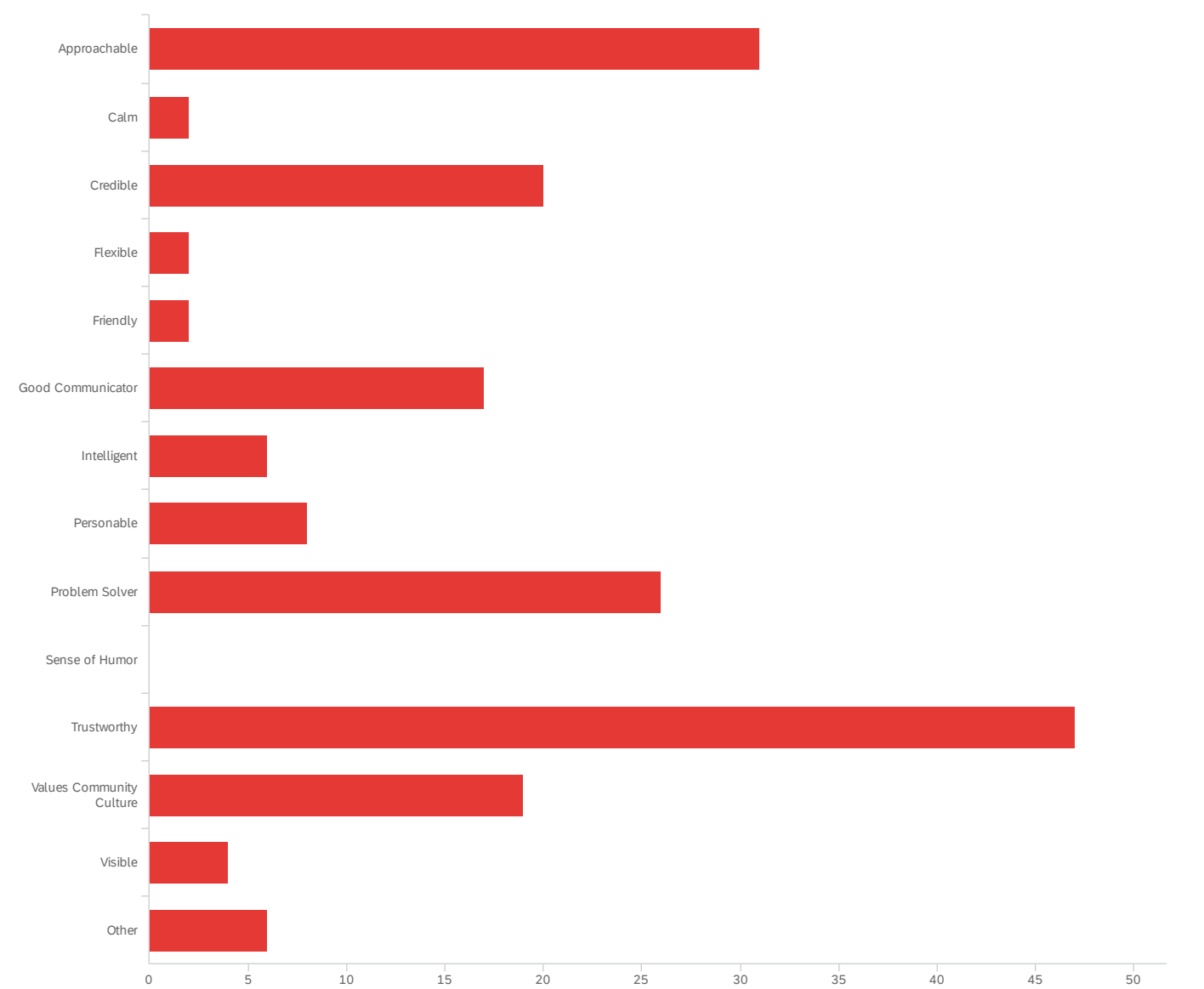
#	Field	Choice Count
1	Improving student achievement	21.58% 60
2	Increasing school funding	6.12% 17
3	Improving the effectiveness of teaching	10.79% 30
4	Increasing student enrollment	4.32% 12
5	Attracting high quality teachers	19.78% 55
6	Attracting high quality administrators	6.12% 17

#	Field	Choice Count
7	Improving graduation rates	2.52% 7
8	Developing the strategic plan	3.24% 9
9	Improving school facilities	6.47% 18
10	Improving the district's technology	3.24% 9
11	Improving school community relations	5.04% 14
12	Improving school safety	7.91% 22
13	Improving the teacher evaluation plan	1.80% 5
14	Other	1.08% 3

278

Showing rows 1 - 15 of 15

D - What are the two most important personal characteristics the next superintendent should possess? You may select only two.



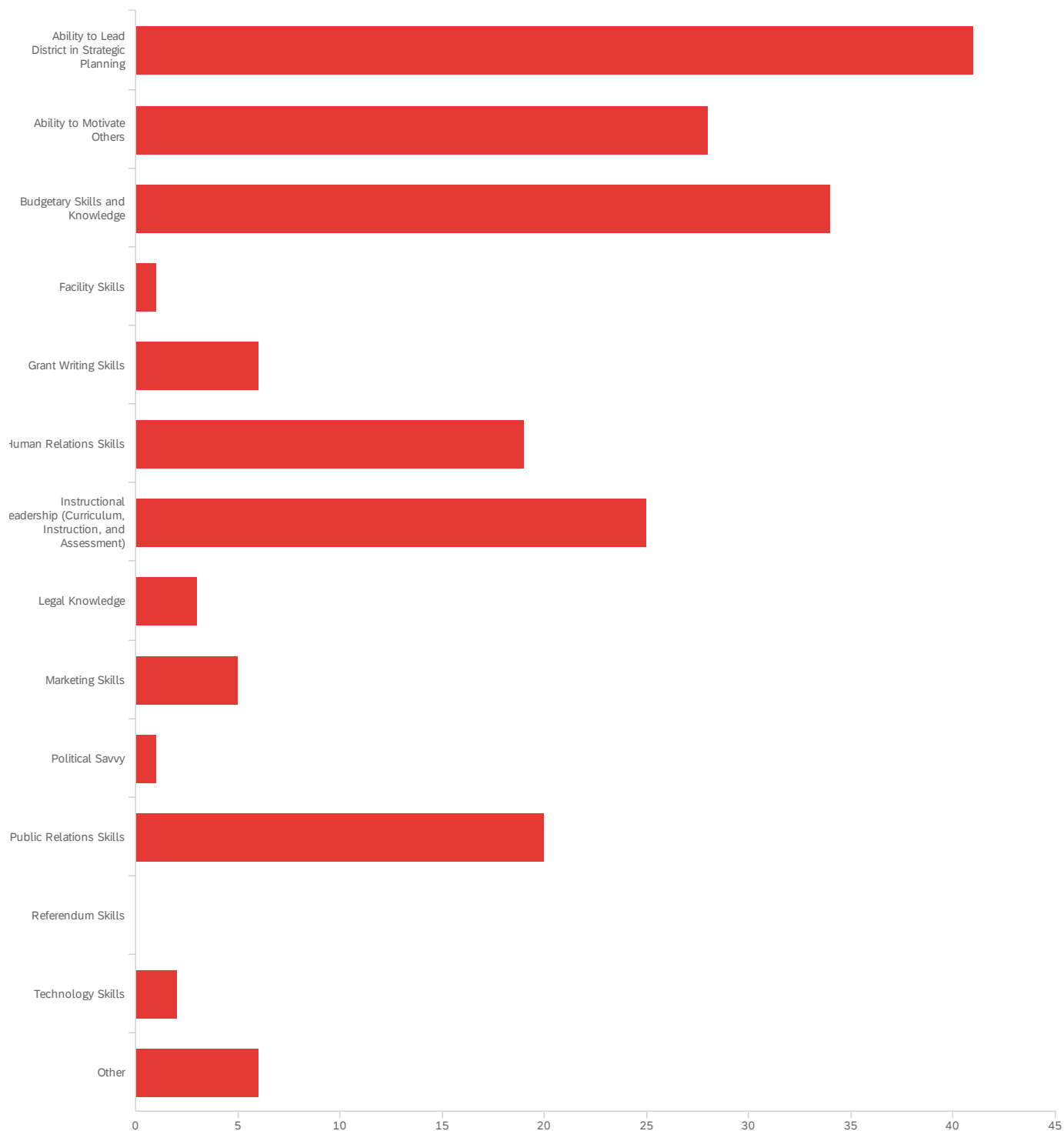
#	Field	Choice Count
1	Approachable	16.32% 31
2	Calm	1.05% 2
3	Credible	10.53% 20
4	Flexible	1.05% 2
5	Friendly	1.05% 2
6	Good Communicator	8.95% 17

#	Field	Choice	Count
7	Intelligent	3.16%	6
8	Personable	4.21%	8
9	Problem Solver	13.68%	26
10	Sense of Humor	0.00%	0
11	Trustworthy	24.74%	47
12	Values Community Culture	10.00%	19
13	Visible	2.11%	4
14	Other	3.16%	6

190

Showing rows 1 - 15 of 15

F - What are the two most important professional skills the next superintendent should possess? You may select only two.



#	Field	Choice Count
1	Ability to Lead District in Strategic Planning	21.47% 41

#	Field	Choice Count
2	Ability to Motivate Others	14.66% 28
3	Budgetary Skills and Knowledge	17.80% 34
4	Facility Skills	0.52% 1
5	Grant Writing Skills	3.14% 6
6	Human Relations Skills	9.95% 19
7	Instructional Leadership (Curriculum, Instruction, and Assessment)	13.09% 25
8	Legal Knowledge	1.57% 3
9	Marketing Skills	2.62% 5
10	Political Savvy	0.52% 1
11	Public Relations Skills	10.47% 20
12	Referendum Skills	0.00% 0
13	Technology Skills	1.05% 2
14	Other	3.14% 6

191

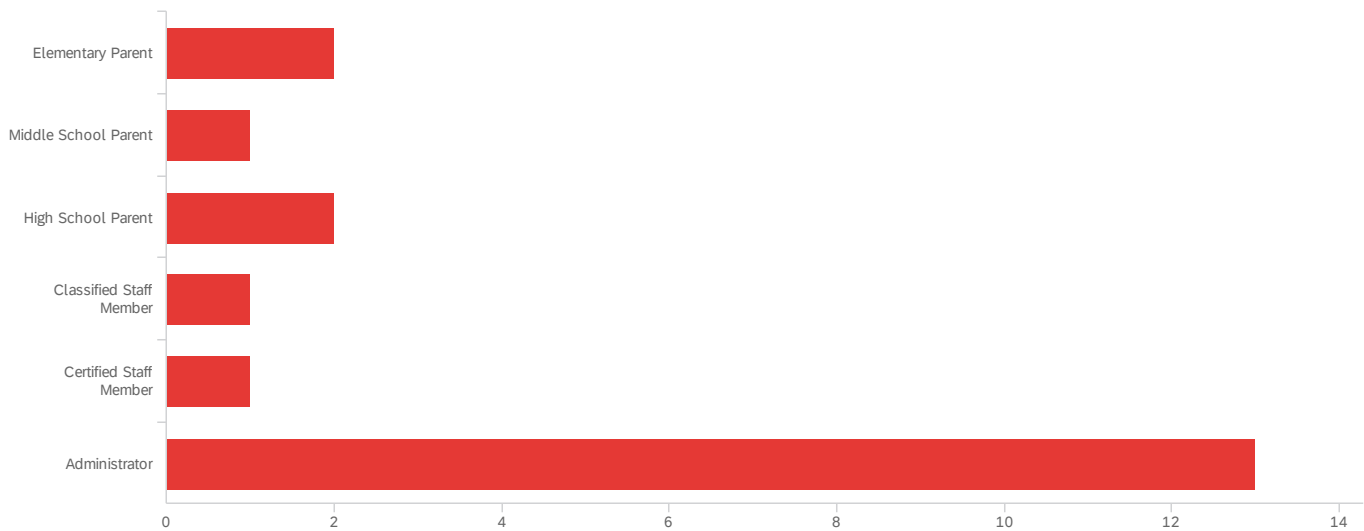
Showing rows 1 - 15 of 15

Administrators

MSD of North Posey County

November 8, 2023 9:04 AM EST

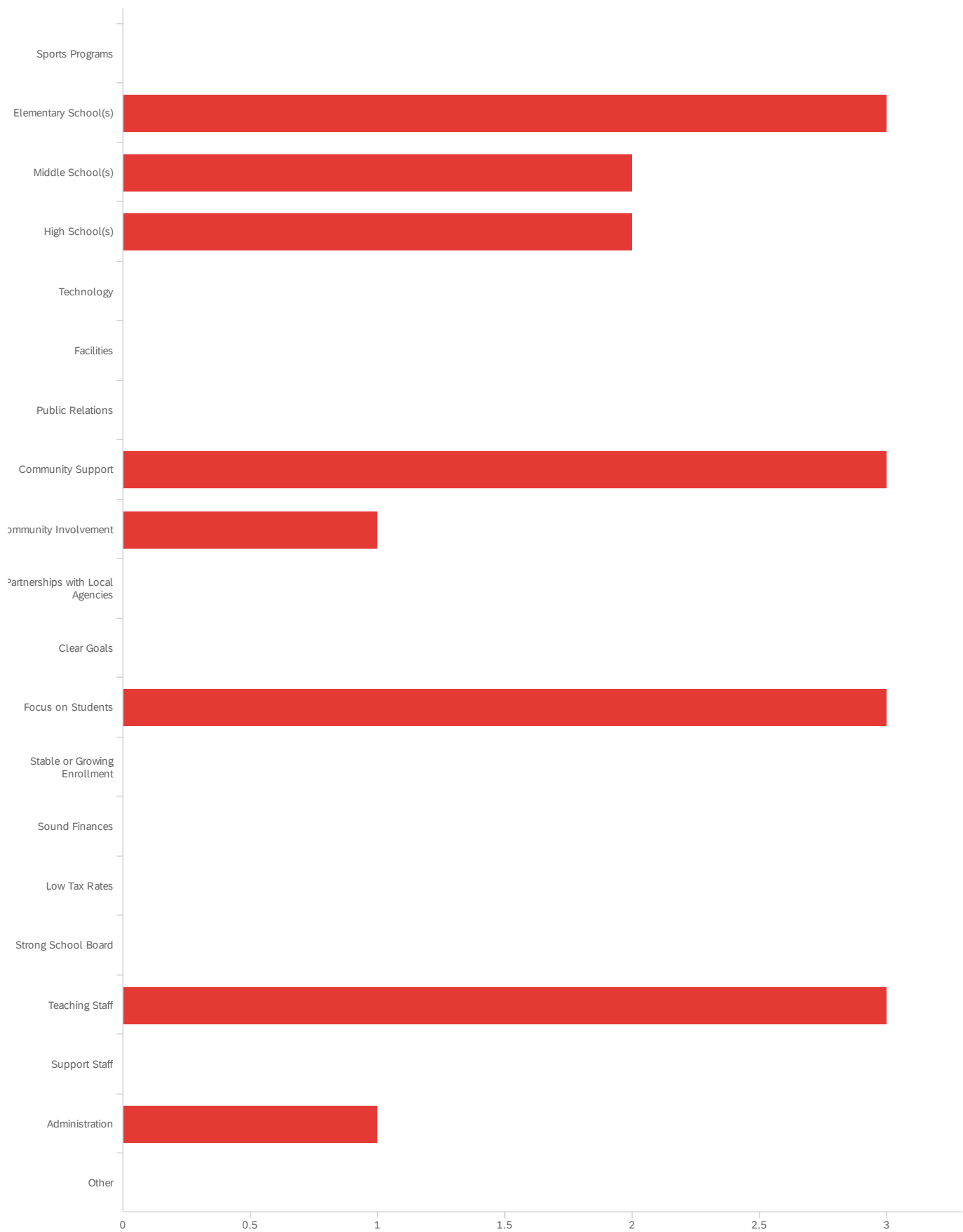
QID13 - Select all that apply.



#	Field	Choice Count
1	Elementary Parent	10.00% 2
2	Middle School Parent	5.00% 1
4	High School Parent	10.00% 2
5	Classified Staff Member	5.00% 1
7	Certified Staff Member	5.00% 1
8	Administrator	65.00% 13

A - What are the strengths of your district? Please select your top three choices.





Field

Choice
Count

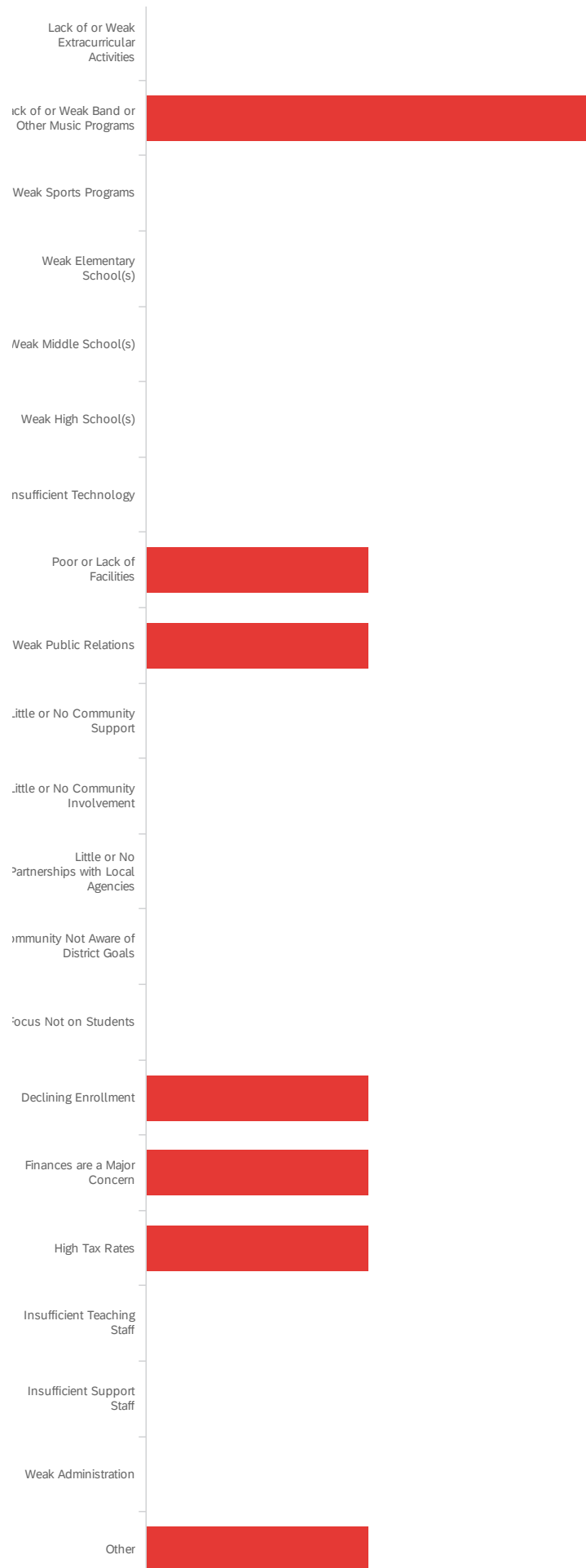
#	Field	Choice Count
1	Diversity	0.00% 0
2	Student Achievement	4.17% 1
3	Curricular Program	0.00% 0
4	Course Offerings	4.17% 1
5	Special Education Programs	4.17% 1
6	Gifted Programs	0.00% 0
7	Advanced Placement Programs	0.00% 0
8	Dual Credit Programs	0.00% 0
9	Technology Programs	0.00% 0
10	Career Education Programs	4.17% 1
11	Foreign Language Programs	0.00% 0
12	Pre-school Programs	0.00% 0
13	Alternative Education Programs	0.00% 0
14	Fine Arts Programs	0.00% 0
15	Science Programs	0.00% 0
16	Math Programs	0.00% 0
17	Language Arts Programs	0.00% 0
18	Agriculture Programs	8.33% 2
19	Family and Consumer Science Programs	0.00% 0
20	Extracurricular Activities	0.00% 0
21	Band or Other Music Programs	0.00% 0
22	Sports Programs	0.00% 0
23	Elementary School(s)	12.50% 3
24	Middle School(s)	8.33% 2
25	High School(s)	8.33% 2
26	Technology	0.00% 0
27	Facilities	0.00% 0
28	Public Relations	0.00% 0

#	Field	Choice Count
29	Community Support	12.50% 3
30	Community Involvement	4.17% 1
31	Partnerships with Local Agencies	0.00% 0
32	Clear Goals	0.00% 0
33	Focus on Students	12.50% 3
34	Stable or Growing Enrollment	0.00% 0
35	Sound Finances	0.00% 0
36	Low Tax Rates	0.00% 0
37	Strong School Board	0.00% 0
38	Teaching Staff	12.50% 3
39	Support Staff	0.00% 0
40	Administration	4.17% 1
41	Other	0.00% 0
		24

Showing rows 1 - 42 of 42

B - What are the challenges of your school district? Please select your top three choices.





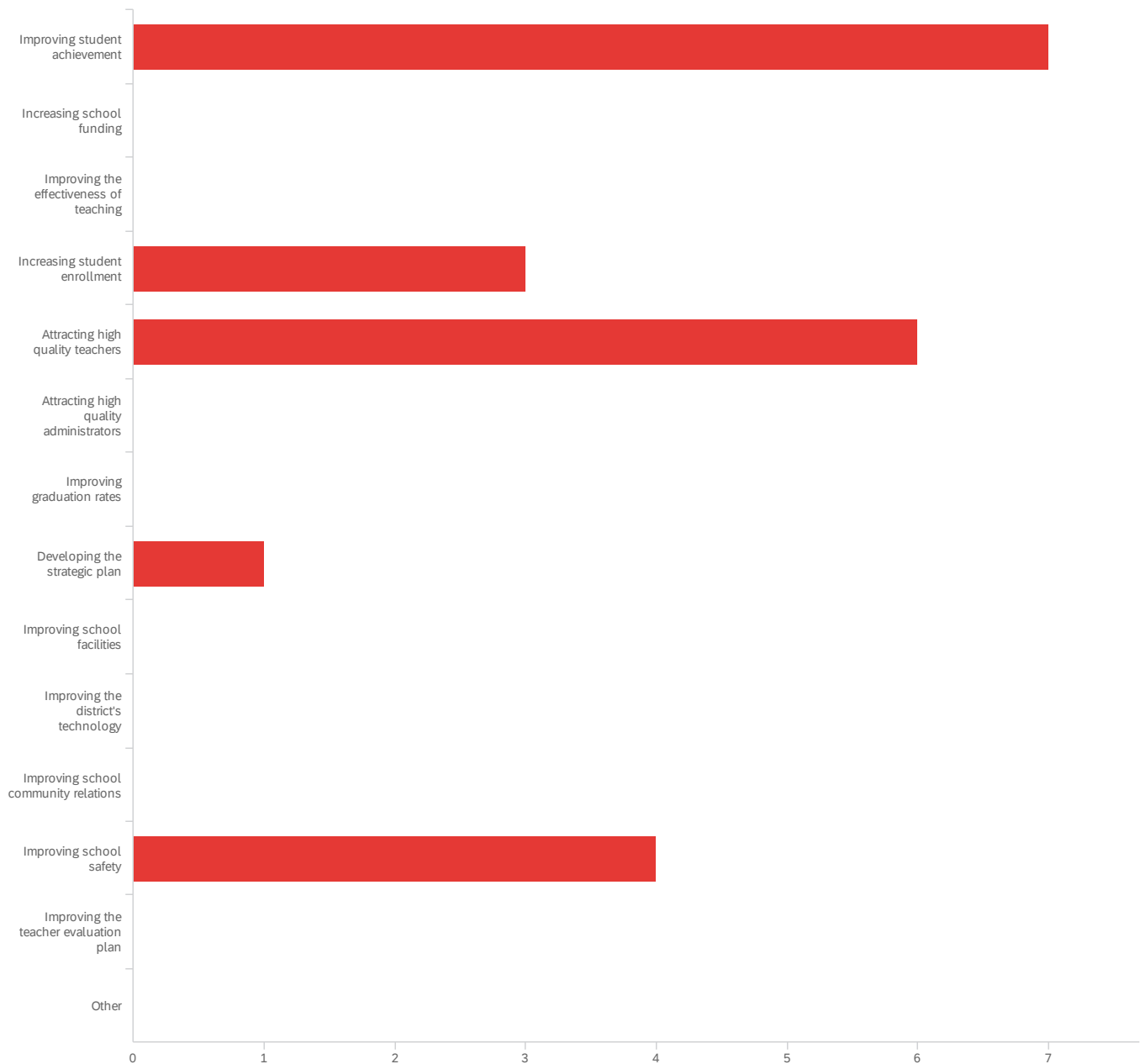


#	Field	Choice Count
1	Diversity	18.18% 4
2	Low Student Achievement	0.00% 0
3	Weak Curricular Program	4.55% 1
4	Lack of Course Offerings	0.00% 0
5	Weak Special Education Programs	9.09% 2
6	Weak or No Gifted Programs	9.09% 2
7	Lack of Advanced Placement Programs	0.00% 0
8	Lack of Dual Credit Programs	0.00% 0
9	Lack of Technology Programs	4.55% 1
10	Insufficient Career Education Programs	0.00% 0
11	Lack of Foreign Language Programs	4.55% 1
12	Lack of Preschool Programs	4.55% 1
13	Lack of Alternative Education Programs	0.00% 0
14	Lack of or Weak Fine Arts Programs	0.00% 0
15	Insufficient Science Programs	0.00% 0
16	Weak Math Programs	0.00% 0
17	Weak Language Arts Programs	0.00% 0
18	Insufficient or No Agriculture Programs	0.00% 0
19	Insufficient Family and Consumer Science Programs	4.55% 1
20	Lack of or Weak Extracurricular Activities	0.00% 0
21	Lack of or Weak Band or Other Music Programs	9.09% 2
22	Weak Sports Programs	0.00% 0
23	Weak Elementary School(s)	0.00% 0
24	Weak Middle School(s)	0.00% 0
25	Weak High School(s)	0.00% 0

#	Field	Choice Count
26	Insufficient Technology	0.00% 0
27	Poor or Lack of Facilities	4.55% 1
28	Weak Public Relations	4.55% 1
29	Little or No Community Support	0.00% 0
30	Little or No Community Involvement	0.00% 0
31	Little or No Partnerships with Local Agencies	0.00% 0
32	Community Not Aware of District Goals	0.00% 0
33	Focus Not on Students	0.00% 0
34	Declining Enrollment	4.55% 1
35	Finances are a Major Concern	4.55% 1
36	High Tax Rates	4.55% 1
37	Insufficient Teaching Staff	0.00% 0
38	Insufficient Support Staff	0.00% 0
39	Weak Administration	0.00% 0
40	Other	4.55% 1
41	Micro-managing School Board	4.55% 1
		22

Showing rows 1 - 42 of 42

C - What are the top three priorities for the school district?



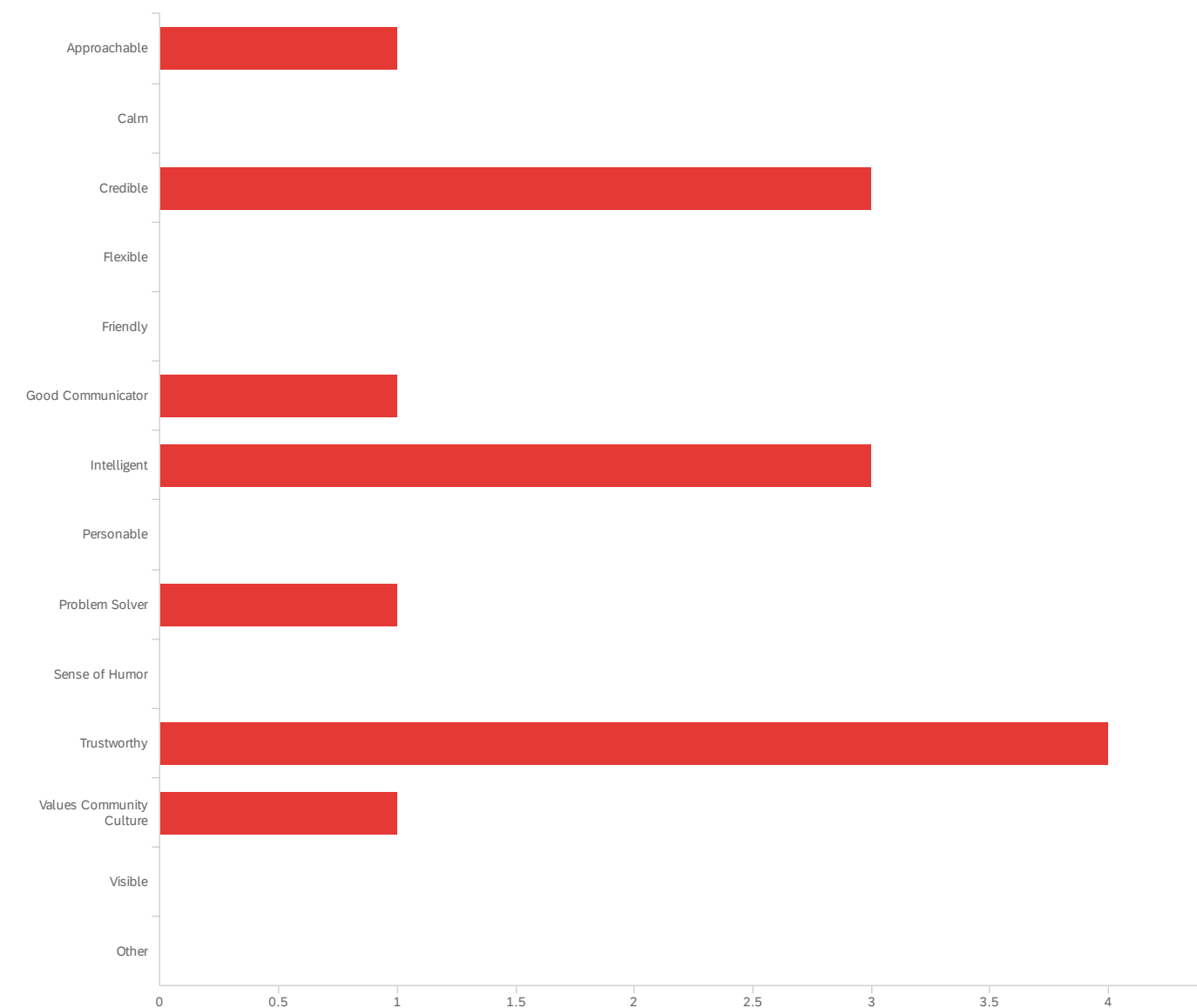
#	Field	Choice Count
1	Improving student achievement	33.33% 7
2	Increasing school funding	0.00% 0
3	Improving the effectiveness of teaching	0.00% 0
4	Increasing student enrollment	14.29% 3
5	Attracting high quality teachers	28.57% 6

#	Field	Choice Count
6	Attracting high quality administrators	0.00% 0
7	Improving graduation rates	0.00% 0
8	Developing the strategic plan	4.76% 1
9	Improving school facilities	0.00% 0
10	Improving the district's technology	0.00% 0
11	Improving school community relations	0.00% 0
12	Improving school safety	19.05% 4
13	Improving the teacher evaluation plan	0.00% 0
14	Other	0.00% 0

21

Showing rows 1 - 15 of 15

D - What are the two most important personal characteristics the next superintendent should possess? You may select only two.



#	Field	Choice Count
1	Approachable	7.14% 1
2	Calm	0.00% 0
3	Credible	21.43% 3
4	Flexible	0.00% 0
5	Friendly	0.00% 0

#	Field	Choice Count
6	Good Communicator	7.14% 1
7	Intelligent	21.43% 3
8	Personable	0.00% 0
9	Problem Solver	7.14% 1
10	Sense of Humor	0.00% 0
11	Trustworthy	28.57% 4
12	Values Community Culture	7.14% 1
13	Visible	0.00% 0
14	Other	0.00% 0

F - What are the two most important professional skills the next superintendent should possess? You may select only two.



Field

Choice
Count

#	Field	Choice Count
1	Ability to Lead District in Strategic Planning	21.43% 3
2	Ability to Motivate Others	28.57% 4
3	Budgetary Skills and Knowledge	28.57% 4
4	Facility Skills	0.00% 0
5	Grant Writing Skills	0.00% 0
6	Human Relations Skills	0.00% 0
7	Instructional Leadership (Curriculum, Instruction, and Assessment)	14.29% 2
8	Legal Knowledge	0.00% 0
9	Marketing Skills	0.00% 0
10	Political Savvy	0.00% 0
11	Public Relations Skills	7.14% 1
12	Referendum Skills	0.00% 0
13	Technology Skills	0.00% 0
14	Other	0.00% 0

14

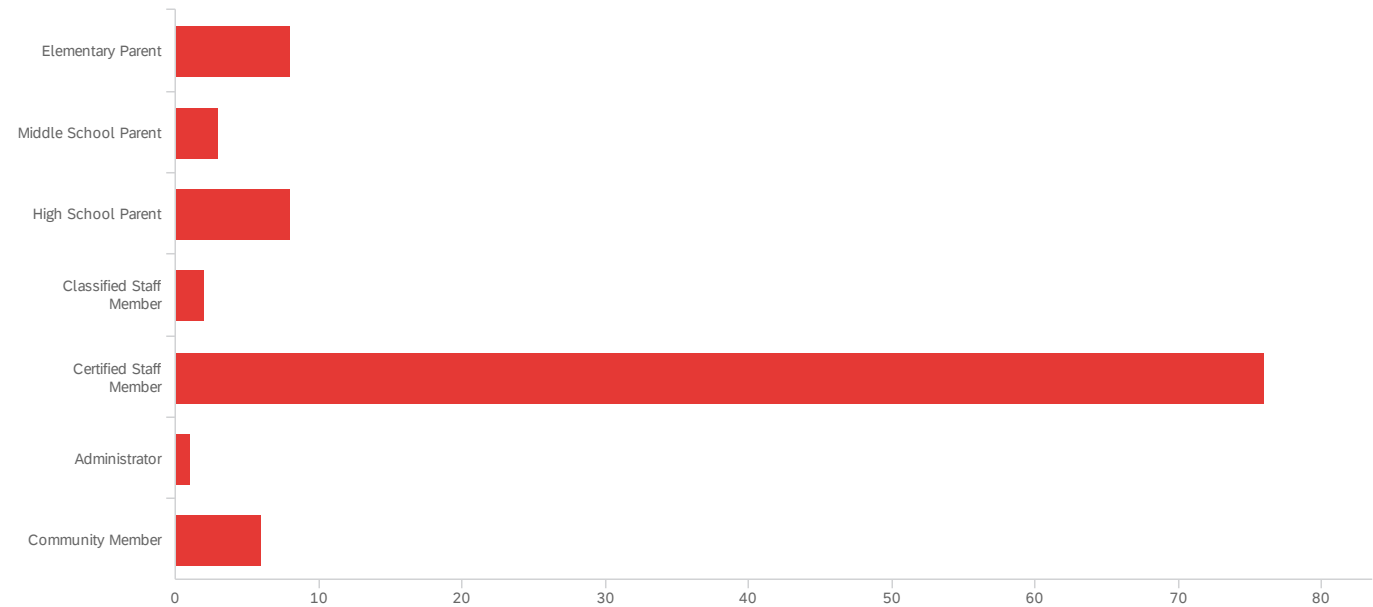
Showing rows 1 - 15 of 15

Certified Staff Members

MSD of North Posey County

November 8, 2023 9:07 AM EST

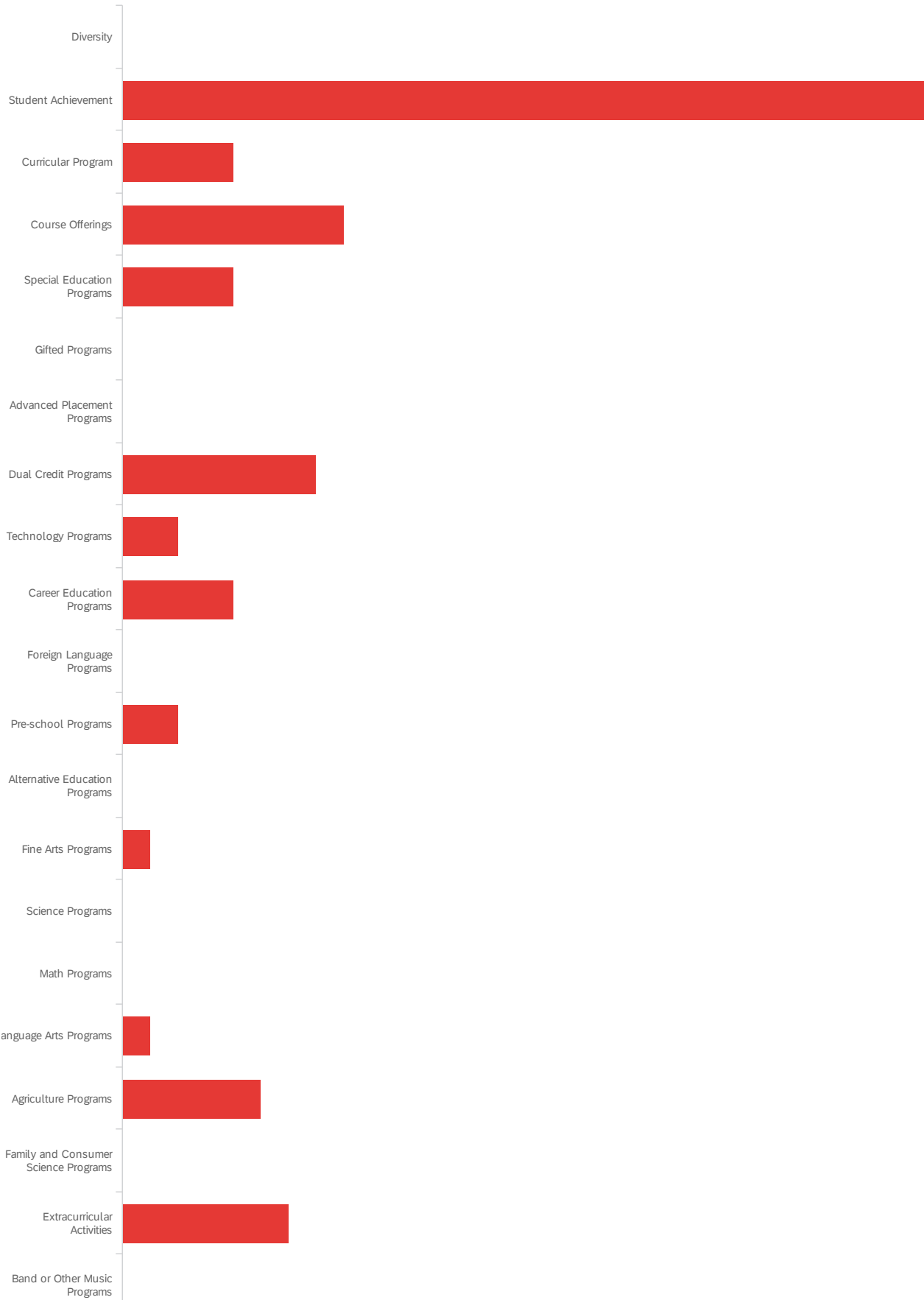
QID13 - Select all that apply.

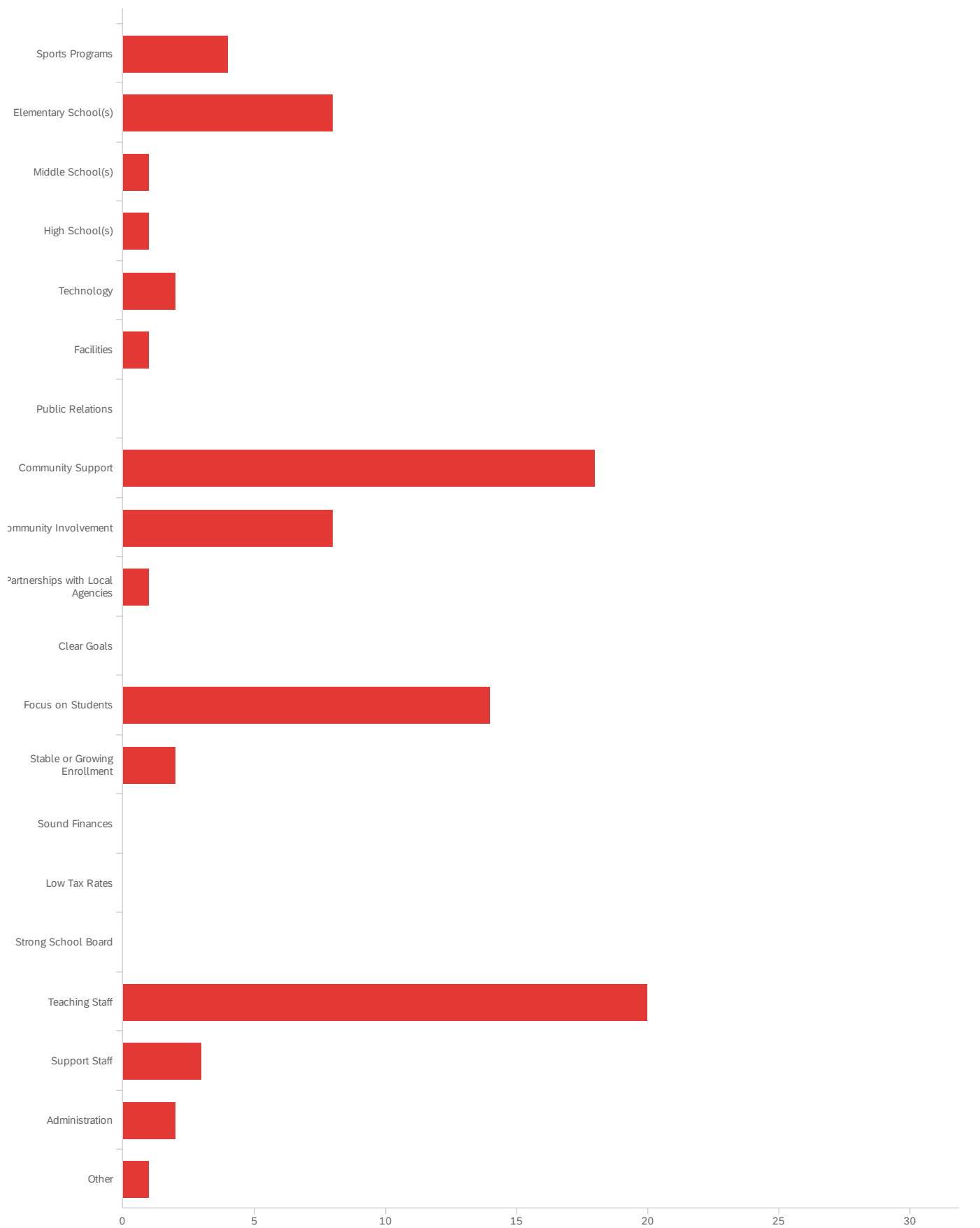


#	Field	Choice Count
1	Elementary Parent	7.69% 8
2	Middle School Parent	2.88% 3
4	High School Parent	7.69% 8
5	Classified Staff Member	1.92% 2
7	Certified Staff Member	73.08% 76
8	Administrator	0.96% 1
9	Community Member	5.77% 6
		104

Showing rows 1 - 8 of 8

A - What are the strengths of your district? Please select your top three choices.





Field

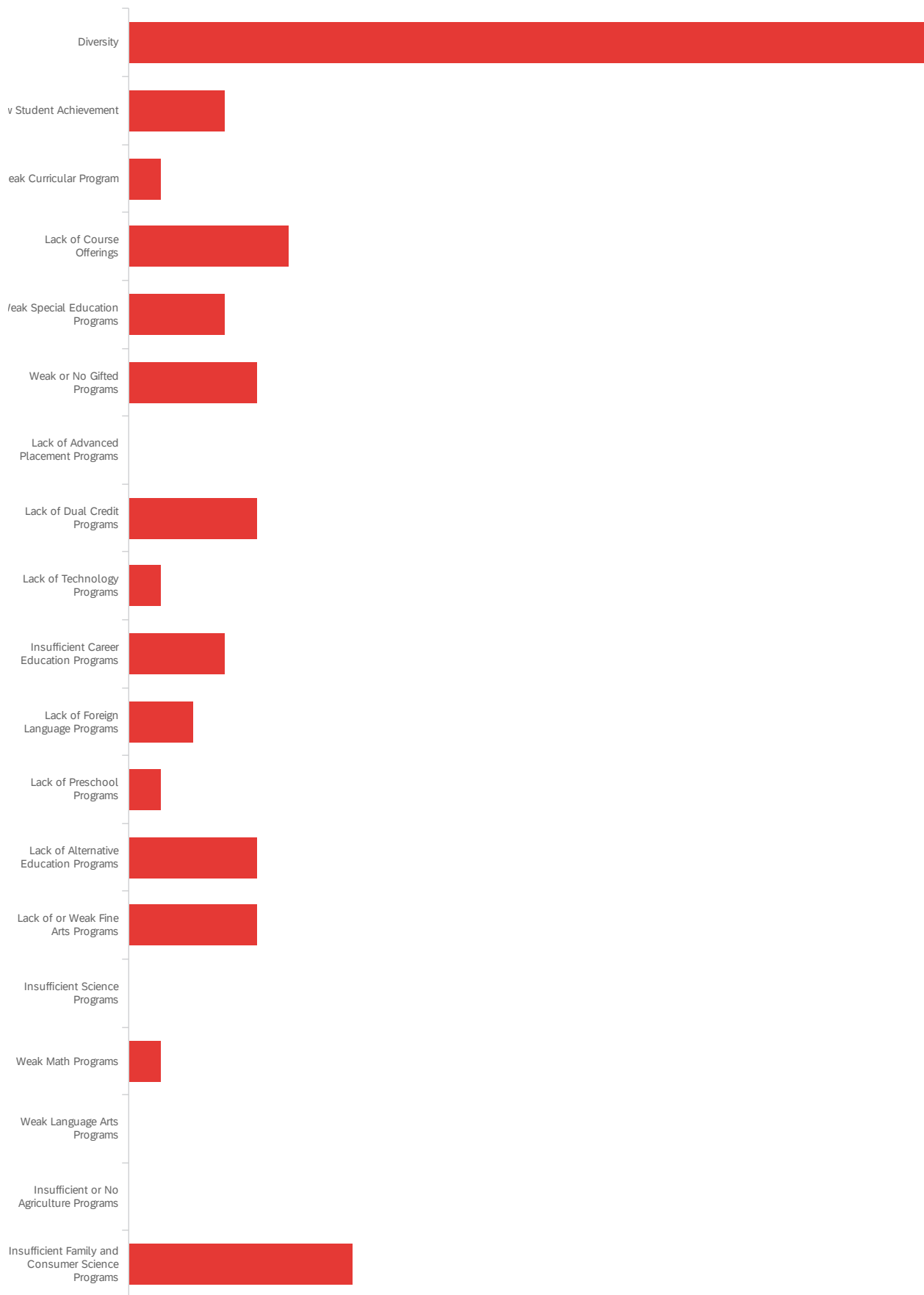
Choice Count

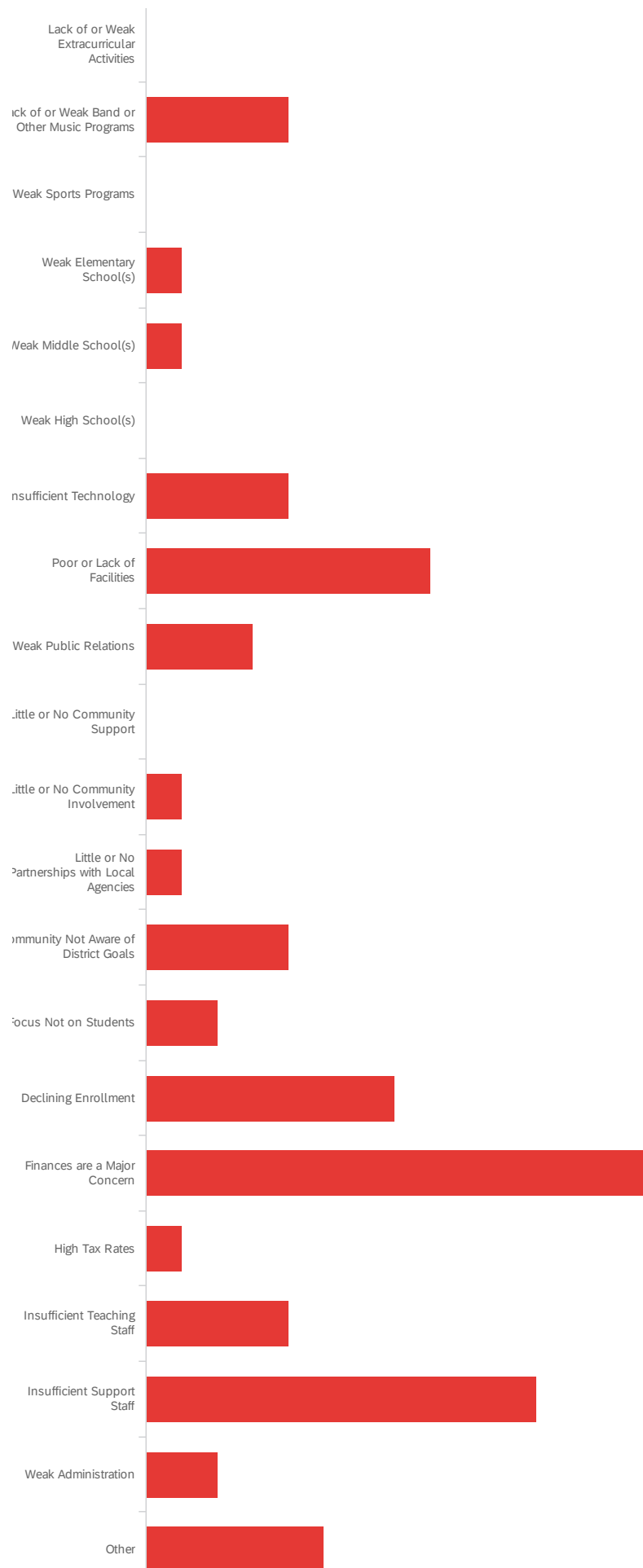
#	Field	Choice Count
1	Diversity	0.00% 0
2	Student Achievement	18.24% 29
3	Curricular Program	2.52% 4
4	Course Offerings	5.03% 8
5	Special Education Programs	2.52% 4
6	Gifted Programs	0.00% 0
7	Advanced Placement Programs	0.00% 0
8	Dual Credit Programs	4.40% 7
9	Technology Programs	1.26% 2
10	Career Education Programs	2.52% 4
11	Foreign Language Programs	0.00% 0
12	Pre-school Programs	1.26% 2
13	Alternative Education Programs	0.00% 0
14	Fine Arts Programs	0.63% 1
15	Science Programs	0.00% 0
16	Math Programs	0.00% 0
17	Language Arts Programs	0.63% 1
18	Agriculture Programs	3.14% 5
19	Family and Consumer Science Programs	0.00% 0
20	Extracurricular Activities	3.77% 6
21	Band or Other Music Programs	0.00% 0
22	Sports Programs	2.52% 4
23	Elementary School(s)	5.03% 8
24	Middle School(s)	0.63% 1
25	High School(s)	0.63% 1
26	Technology	1.26% 2
27	Facilities	0.63% 1
28	Public Relations	0.00% 0

#	Field	Choice Count
29	Community Support	11.32% 18
30	Community Involvement	5.03% 8
31	Partnerships with Local Agencies	0.63% 1
32	Clear Goals	0.00% 0
33	Focus on Students	8.81% 14
34	Stable or Growing Enrollment	1.26% 2
35	Sound Finances	0.00% 0
36	Low Tax Rates	0.00% 0
37	Strong School Board	0.00% 0
38	Teaching Staff	12.58% 20
39	Support Staff	1.89% 3
40	Administration	1.26% 2
41	Other	0.63% 1
		159

Showing rows 1 - 42 of 42

B - What are the challenges of your school district? Please select your top three choices.





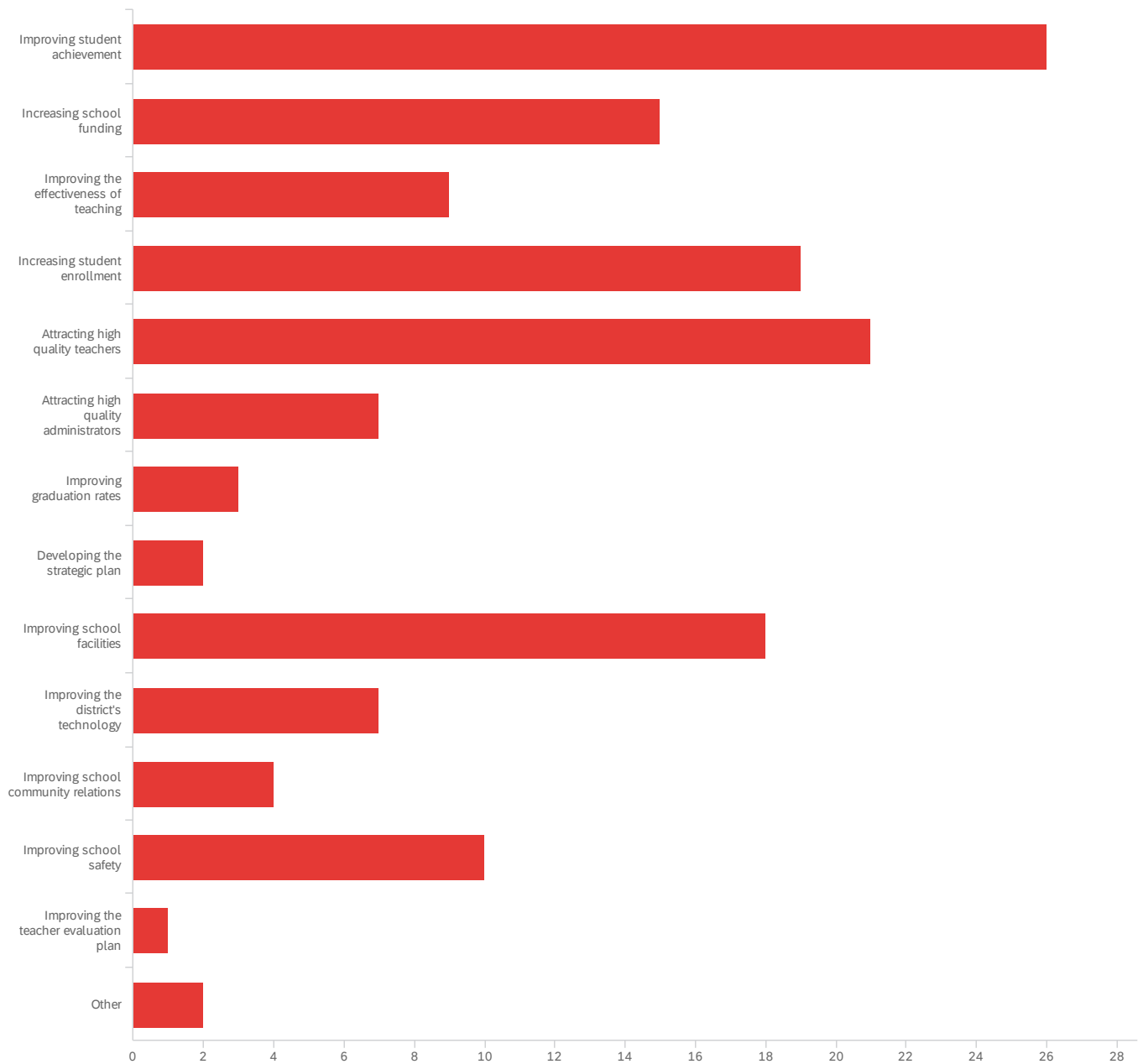


#	Field	Choice Count
1	Diversity	17.24% 25
2	Low Student Achievement	2.07% 3
3	Weak Curricular Program	0.69% 1
4	Lack of Course Offerings	3.45% 5
5	Weak Special Education Programs	2.07% 3
6	Weak or No Gifted Programs	2.76% 4
7	Lack of Advanced Placement Programs	0.00% 0
8	Lack of Dual Credit Programs	2.76% 4
9	Lack of Technology Programs	0.69% 1
10	Insufficient Career Education Programs	2.07% 3
11	Lack of Foreign Language Programs	1.38% 2
12	Lack of Preschool Programs	0.69% 1
13	Lack of Alternative Education Programs	2.76% 4
14	Lack of or Weak Fine Arts Programs	2.76% 4
15	Insufficient Science Programs	0.00% 0
16	Weak Math Programs	0.69% 1
17	Weak Language Arts Programs	0.00% 0
18	Insufficient or No Agriculture Programs	0.00% 0
19	Insufficient Family and Consumer Science Programs	4.83% 7
20	Lack of or Weak Extracurricular Activities	0.00% 0
21	Lack of or Weak Band or Other Music Programs	2.76% 4
22	Weak Sports Programs	0.00% 0
23	Weak Elementary School(s)	0.69% 1
24	Weak Middle School(s)	0.69% 1
25	Weak High School(s)	0.00% 0

#	Field	Choice Count
26	Insufficient Technology	2.76% 4
27	Poor or Lack of Facilities	5.52% 8
28	Weak Public Relations	2.07% 3
29	Little or No Community Support	0.00% 0
30	Little or No Community Involvement	0.69% 1
31	Little or No Partnerships with Local Agencies	0.69% 1
32	Community Not Aware of District Goals	2.76% 4
33	Focus Not on Students	1.38% 2
34	Declining Enrollment	4.83% 7
35	Finances are a Major Concern	9.66% 14
36	High Tax Rates	0.69% 1
37	Insufficient Teaching Staff	2.76% 4
38	Insufficient Support Staff	7.59% 11
39	Weak Administration	1.38% 2
40	Other	3.45% 5
41	Micro-managing School Board	2.76% 4
		145

Showing rows 1 - 42 of 42

C - What are the top three priorities for the school district?



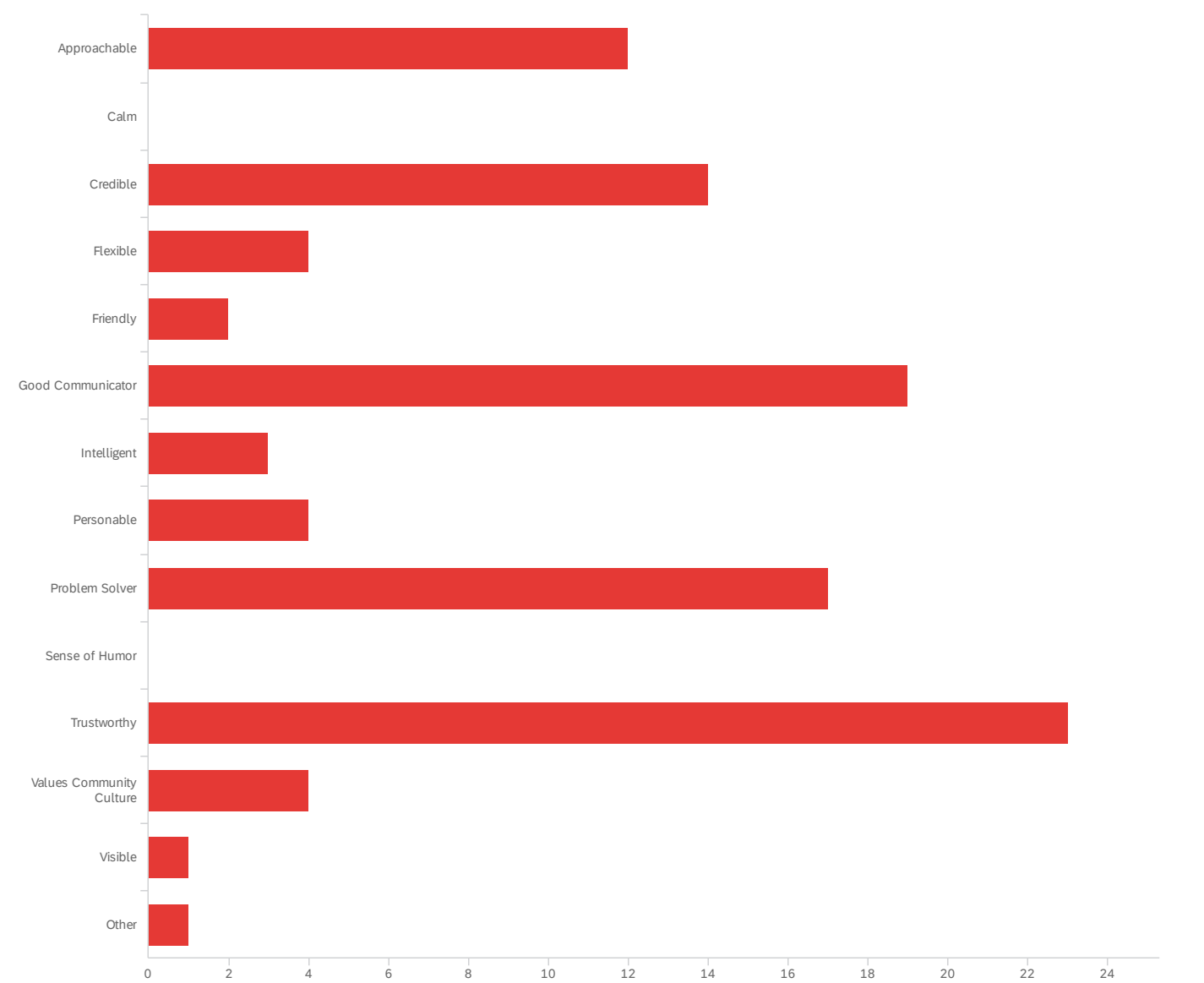
#	Field	Choice Count
1	Improving student achievement	18.06% 26
2	Increasing school funding	10.42% 15
3	Improving the effectiveness of teaching	6.25% 9
4	Increasing student enrollment	13.19% 19
5	Attracting high quality teachers	14.58% 21
6	Attracting high quality administrators	4.86% 7

#	Field	Choice Count
7	Improving graduation rates	2.08% 3
8	Developing the strategic plan	1.39% 2
9	Improving school facilities	12.50% 18
10	Improving the district's technology	4.86% 7
11	Improving school community relations	2.78% 4
12	Improving school safety	6.94% 10
13	Improving the teacher evaluation plan	0.69% 1
14	Other	1.39% 2

144

Showing rows 1 - 15 of 15

D - What are the two most important personal characteristics the next superintendent should possess? You may select only two.



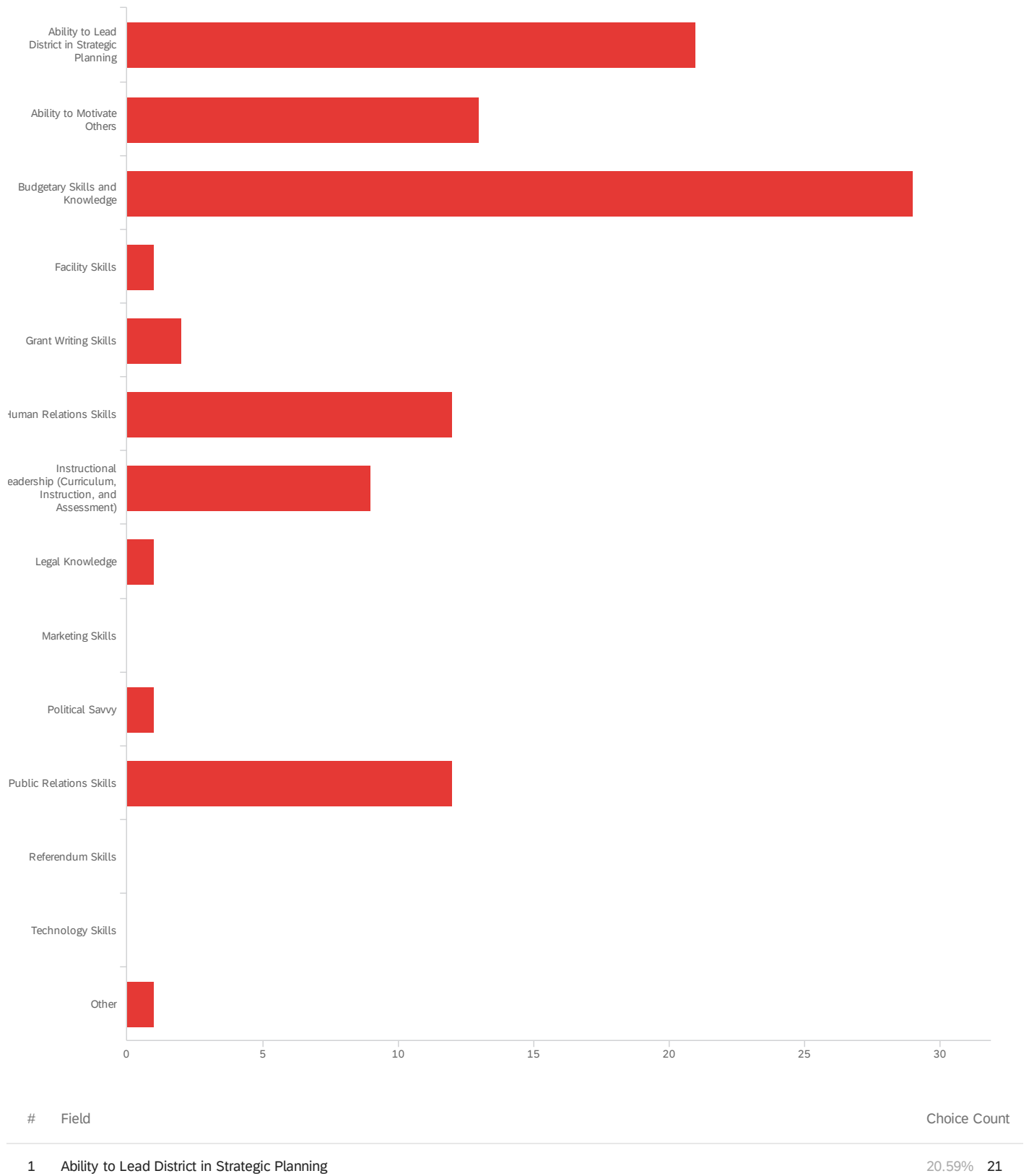
#	Field	Choice Count
1	Approachable	11.54% 12
2	Calm	0.00% 0
3	Credible	13.46% 14
4	Flexible	3.85% 4
5	Friendly	1.92% 2
6	Good Communicator	18.27% 19

#	Field	Choice Count
7	Intelligent	2.88% 3
8	Personable	3.85% 4
9	Problem Solver	16.35% 17
10	Sense of Humor	0.00% 0
11	Trustworthy	22.12% 23
12	Values Community Culture	3.85% 4
13	Visible	0.96% 1
14	Other	0.96% 1

104

Showing rows 1 - 15 of 15

F - What are the two most important professional skills the next superintendent should possess? You may select only two.



#	Field	Choice Count
2	Ability to Motivate Others	12.75% 13
3	Budgetary Skills and Knowledge	28.43% 29
4	Facility Skills	0.98% 1
5	Grant Writing Skills	1.96% 2
6	Human Relations Skills	11.76% 12
7	Instructional Leadership (Curriculum, Instruction, and Assessment)	8.82% 9
8	Legal Knowledge	0.98% 1
9	Marketing Skills	0.00% 0
10	Political Savvy	0.98% 1
11	Public Relations Skills	11.76% 12
12	Referendum Skills	0.00% 0
13	Technology Skills	0.00% 0
14	Other	0.98% 1

102

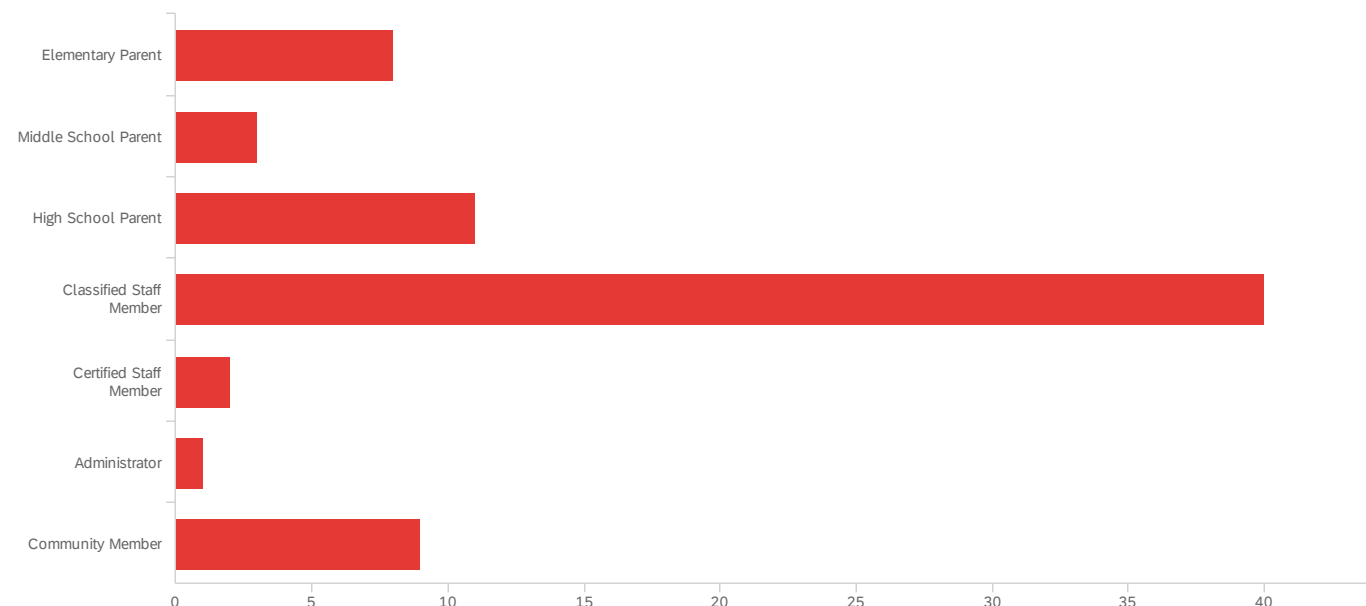
Showing rows 1 - 15 of 15

Classified Staff Members

MSD of North Posey County

November 8, 2023 9:11 AM EST

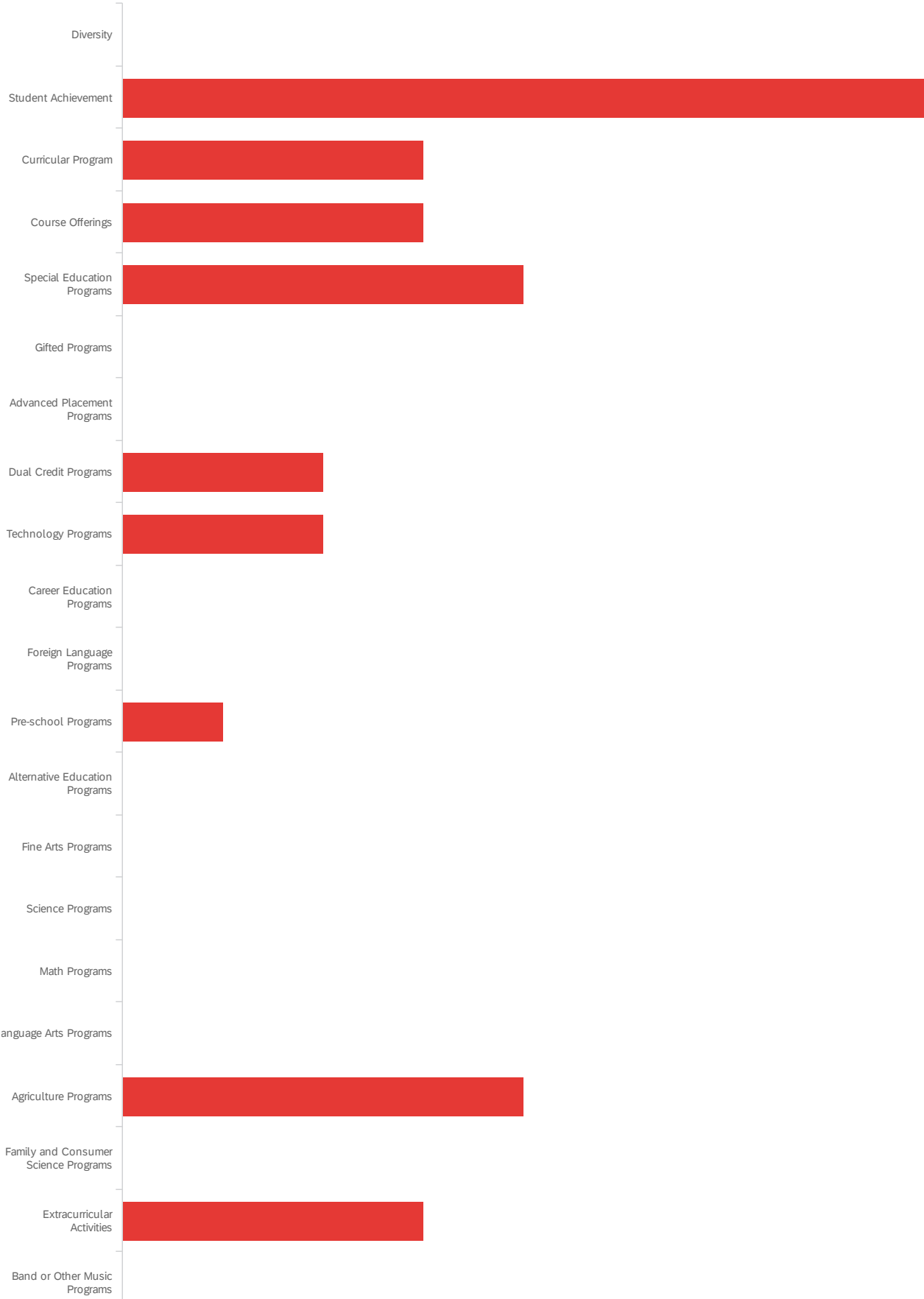
QID13 - Select all that apply.

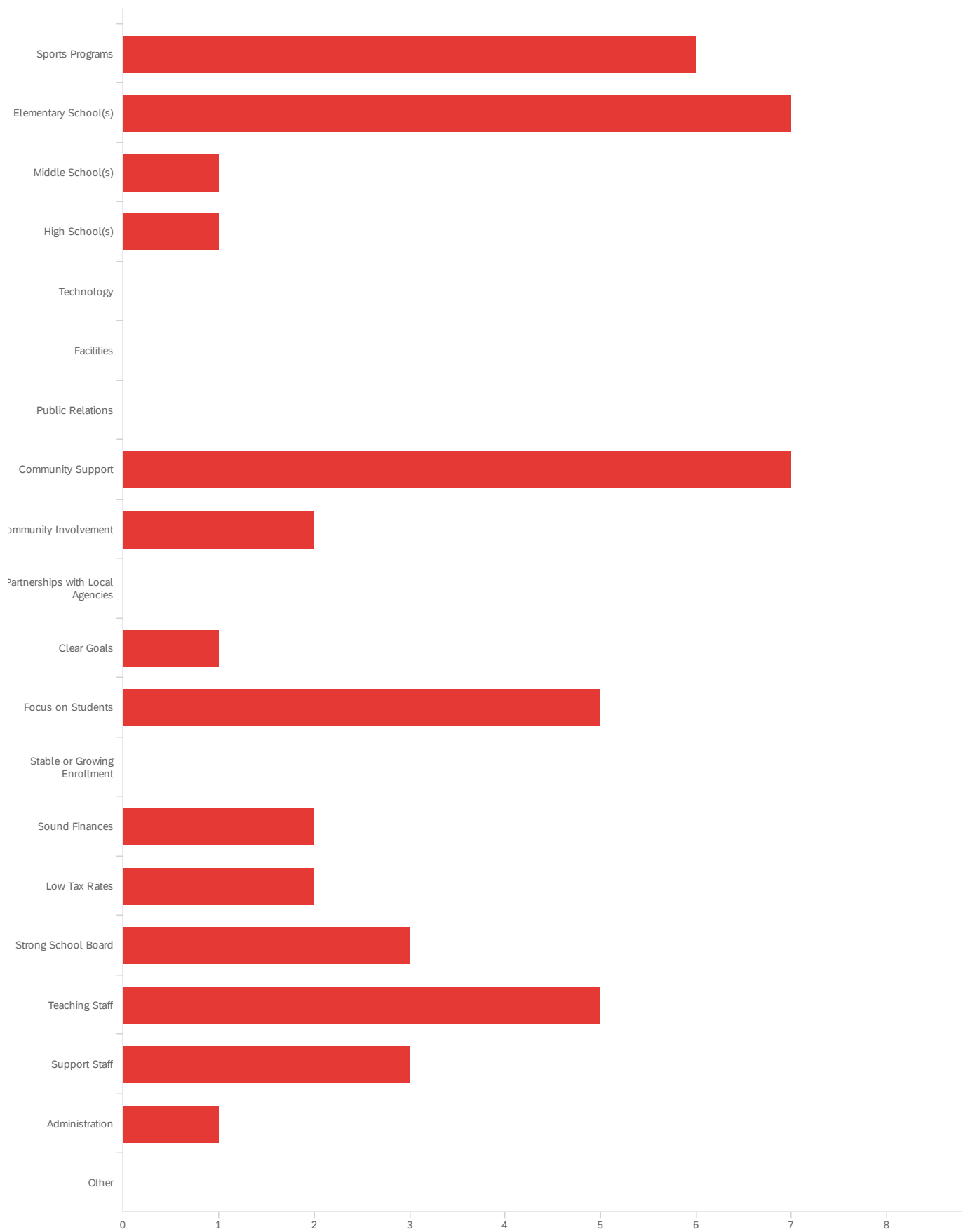


#	Field	Choice Count
1	Elementary Parent	10.81% 8
2	Middle School Parent	4.05% 3
4	High School Parent	14.86% 11
5	Classified Staff Member	54.05% 40
7	Certified Staff Member	2.70% 2
8	Administrator	1.35% 1
9	Community Member	12.16% 9
		74

Showing rows 1 - 8 of 8

A - What are the strengths of your district? Please select your top three choices.





Field

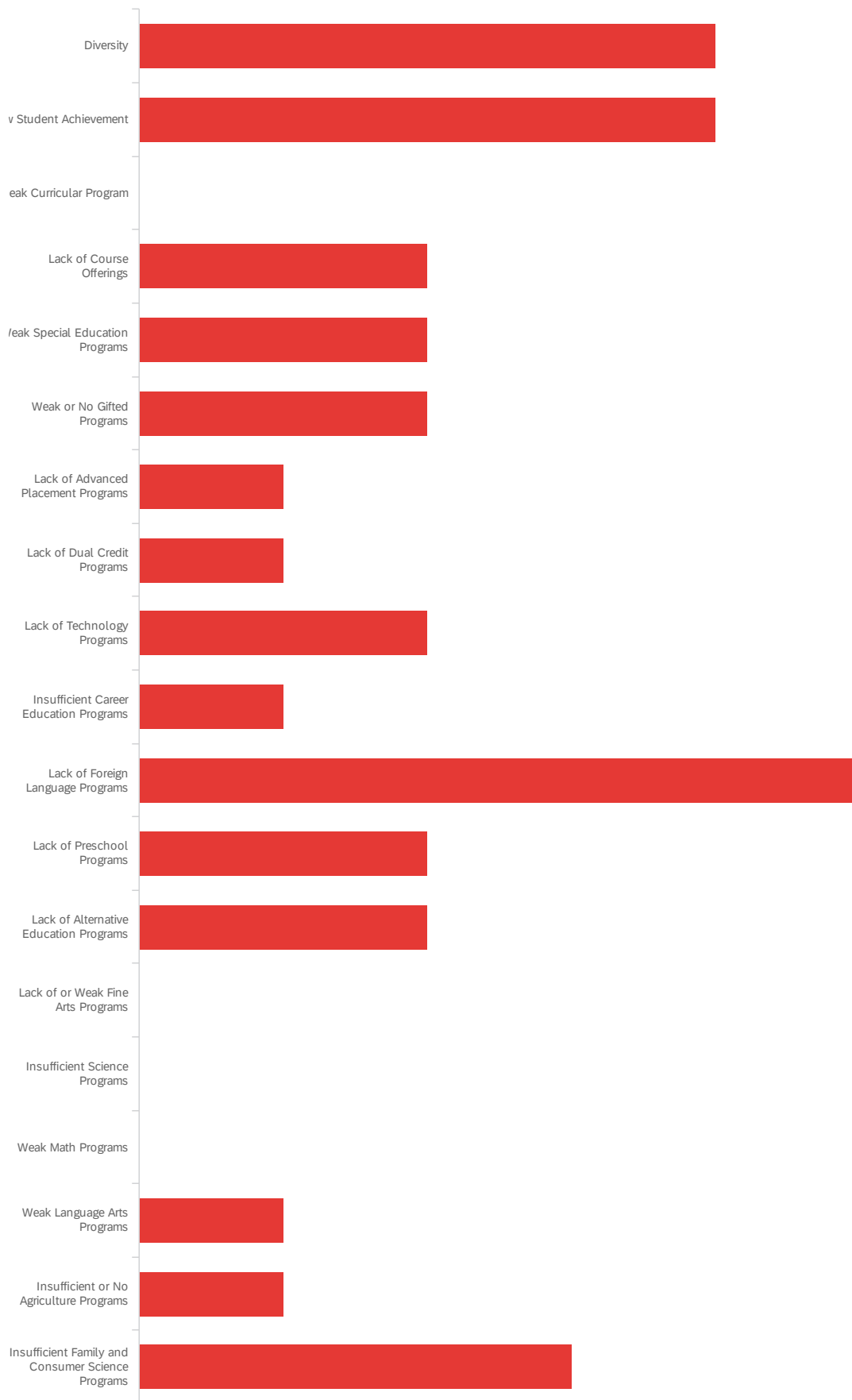
Choice
Count

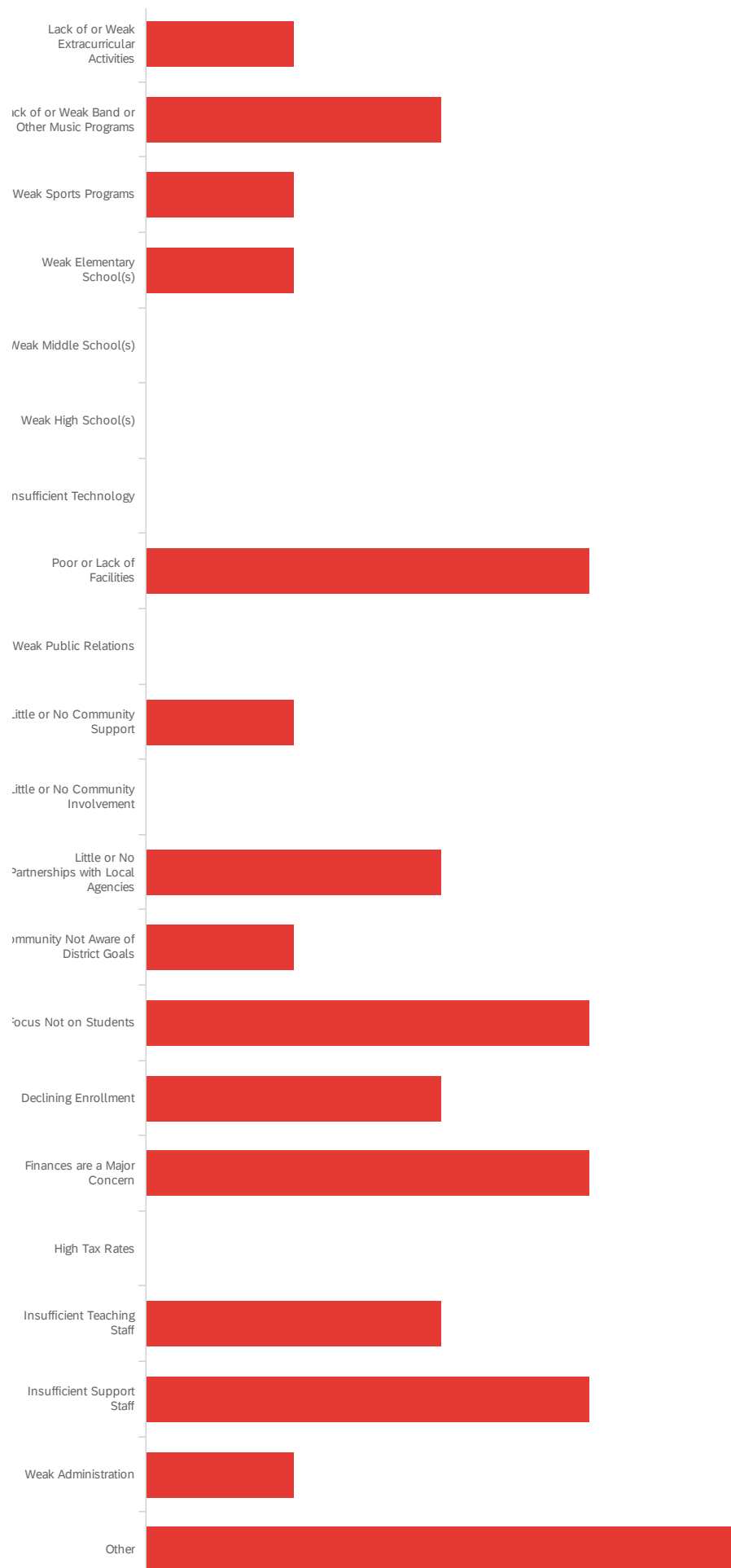
#	Field	Choice Count
1	Diversity	0.00% 0
2	Student Achievement	10.53% 8
3	Curricular Program	3.95% 3
4	Course Offerings	3.95% 3
5	Special Education Programs	5.26% 4
6	Gifted Programs	0.00% 0
7	Advanced Placement Programs	0.00% 0
8	Dual Credit Programs	2.63% 2
9	Technology Programs	2.63% 2
10	Career Education Programs	0.00% 0
11	Foreign Language Programs	0.00% 0
12	Pre-school Programs	1.32% 1
13	Alternative Education Programs	0.00% 0
14	Fine Arts Programs	0.00% 0
15	Science Programs	0.00% 0
16	Math Programs	0.00% 0
17	Language Arts Programs	0.00% 0
18	Agriculture Programs	5.26% 4
19	Family and Consumer Science Programs	0.00% 0
20	Extracurricular Activities	3.95% 3
21	Band or Other Music Programs	0.00% 0
22	Sports Programs	7.89% 6
23	Elementary School(s)	9.21% 7
24	Middle School(s)	1.32% 1
25	High School(s)	1.32% 1
26	Technology	0.00% 0
27	Facilities	0.00% 0
28	Public Relations	0.00% 0

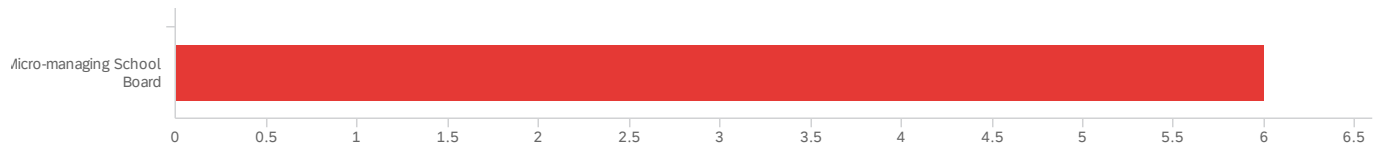
#	Field	Choice Count
29	Community Support	9.21% 7
30	Community Involvement	2.63% 2
31	Partnerships with Local Agencies	0.00% 0
32	Clear Goals	1.32% 1
33	Focus on Students	6.58% 5
34	Stable or Growing Enrollment	0.00% 0
35	Sound Finances	2.63% 2
36	Low Tax Rates	2.63% 2
37	Strong School Board	3.95% 3
38	Teaching Staff	6.58% 5
39	Support Staff	3.95% 3
40	Administration	1.32% 1
41	Other	0.00% 0
		76

Showing rows 1 - 42 of 42

B - What are the challenges of your school district? Please select your top three choices.





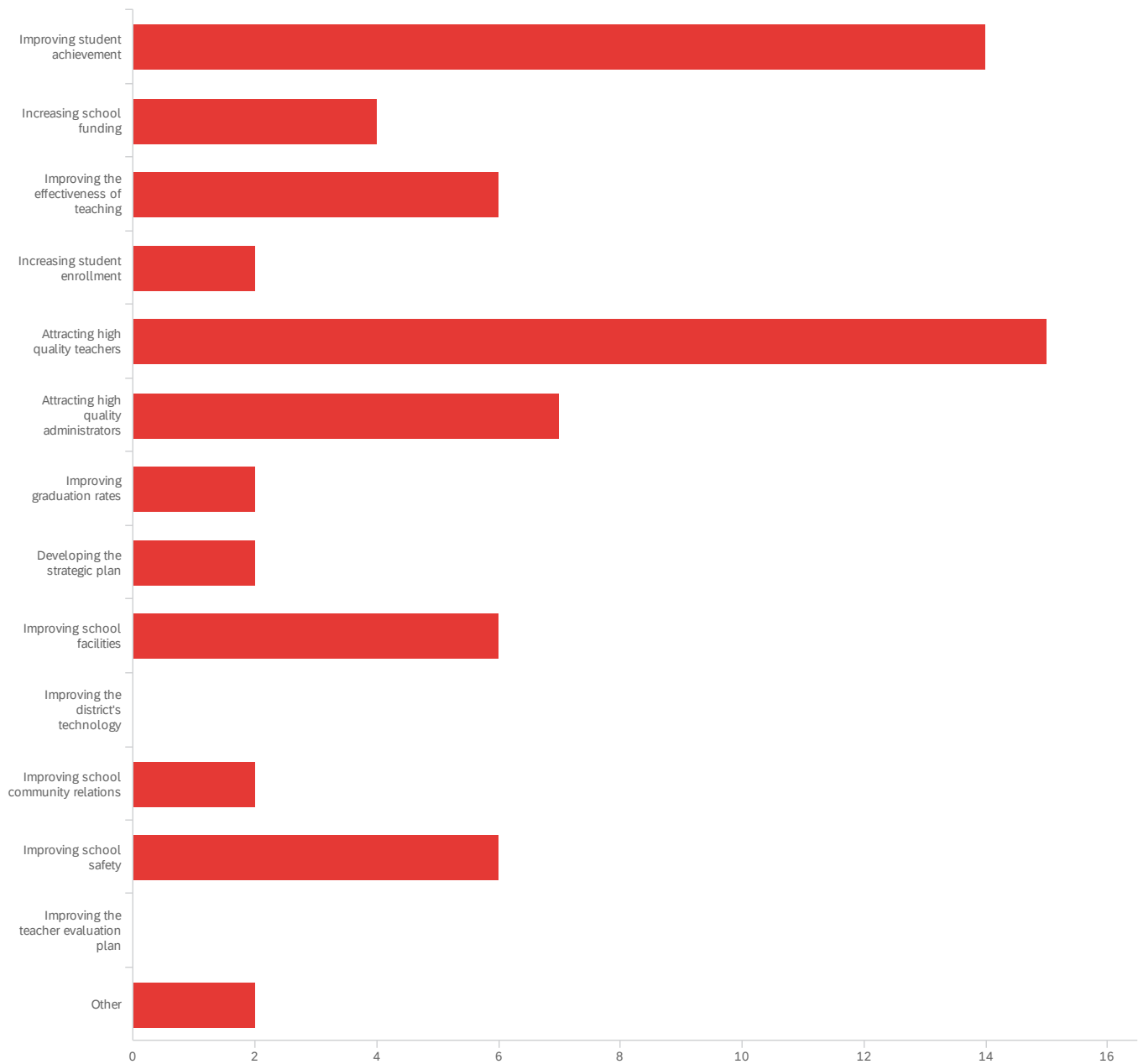


#	Field	Choice Count
1	Diversity	5.80% 4
2	Low Student Achievement	5.80% 4
3	Weak Curricular Program	0.00% 0
4	Lack of Course Offerings	2.90% 2
5	Weak Special Education Programs	2.90% 2
6	Weak or No Gifted Programs	2.90% 2
7	Lack of Advanced Placement Programs	1.45% 1
8	Lack of Dual Credit Programs	1.45% 1
9	Lack of Technology Programs	2.90% 2
10	Insufficient Career Education Programs	1.45% 1
11	Lack of Foreign Language Programs	7.25% 5
12	Lack of Preschool Programs	2.90% 2
13	Lack of Alternative Education Programs	2.90% 2
14	Lack of or Weak Fine Arts Programs	0.00% 0
15	Insufficient Science Programs	0.00% 0
16	Weak Math Programs	0.00% 0
17	Weak Language Arts Programs	1.45% 1
18	Insufficient or No Agriculture Programs	1.45% 1
19	Insufficient Family and Consumer Science Programs	4.35% 3
20	Lack of or Weak Extracurricular Activities	1.45% 1
21	Lack of or Weak Band or Other Music Programs	2.90% 2
22	Weak Sports Programs	1.45% 1
23	Weak Elementary School(s)	1.45% 1
24	Weak Middle School(s)	0.00% 0
25	Weak High School(s)	0.00% 0

#	Field	Choice Count
26	Insufficient Technology	0.00% 0
27	Poor or Lack of Facilities	4.35% 3
28	Weak Public Relations	0.00% 0
29	Little or No Community Support	1.45% 1
30	Little or No Community Involvement	0.00% 0
31	Little or No Partnerships with Local Agencies	2.90% 2
32	Community Not Aware of District Goals	1.45% 1
33	Focus Not on Students	4.35% 3
34	Declining Enrollment	2.90% 2
35	Finances are a Major Concern	4.35% 3
36	High Tax Rates	0.00% 0
37	Insufficient Teaching Staff	2.90% 2
38	Insufficient Support Staff	4.35% 3
39	Weak Administration	1.45% 1
40	Other	5.80% 4
41	Micro-managing School Board	8.70% 6
		69

Showing rows 1 - 42 of 42

C - What are the top three priorities for the school district?



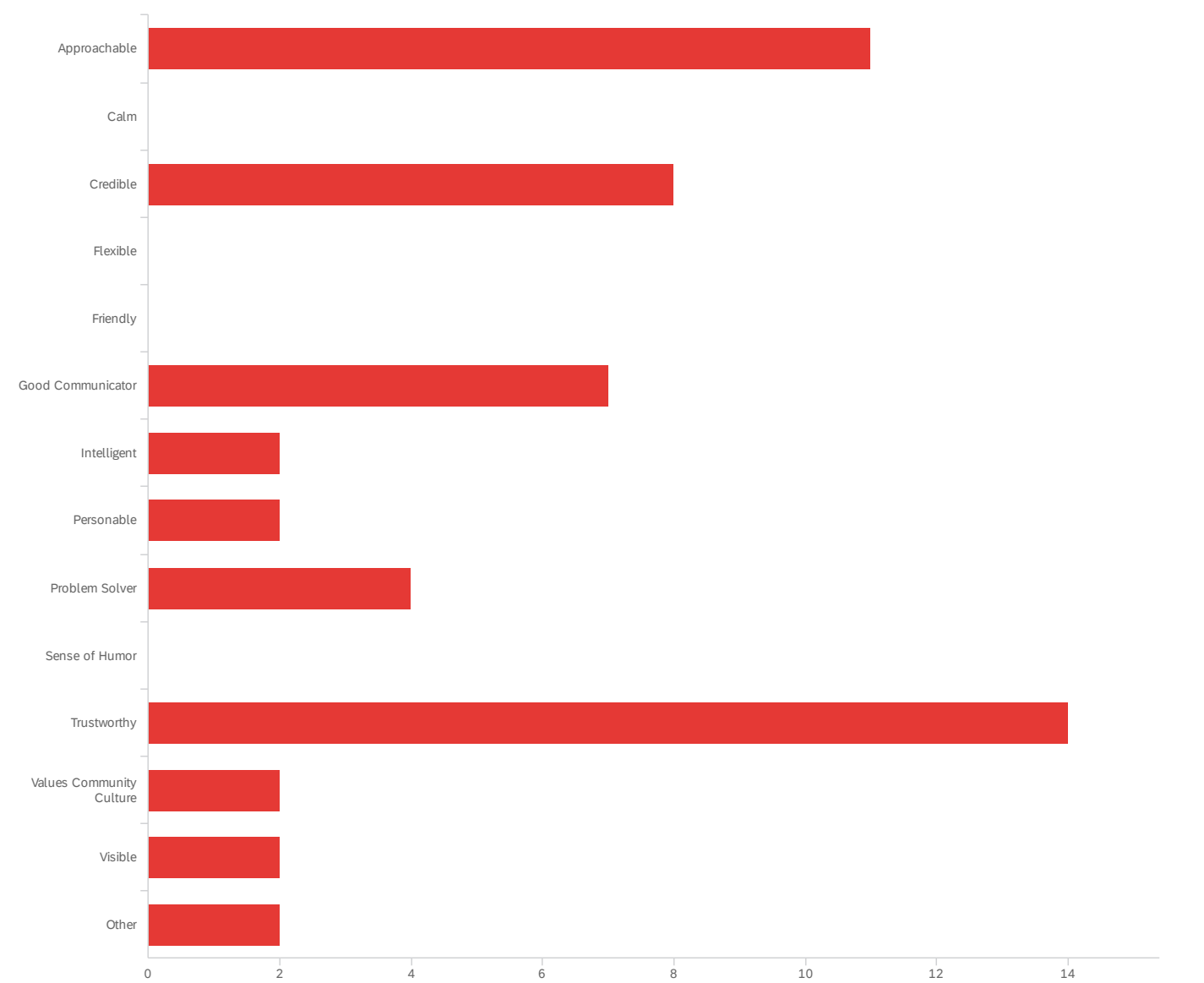
#	Field	Choice Count
1	Improving student achievement	20.59% 14
2	Increasing school funding	5.88% 4
3	Improving the effectiveness of teaching	8.82% 6
4	Increasing student enrollment	2.94% 2
5	Attracting high quality teachers	22.06% 15

#	Field	Choice Count
6	Attracting high quality administrators	10.29% 7
7	Improving graduation rates	2.94% 2
8	Developing the strategic plan	2.94% 2
9	Improving school facilities	8.82% 6
10	Improving the district's technology	0.00% 0
11	Improving school community relations	2.94% 2
12	Improving school safety	8.82% 6
13	Improving the teacher evaluation plan	0.00% 0
14	Other	2.94% 2

68

Showing rows 1 - 15 of 15

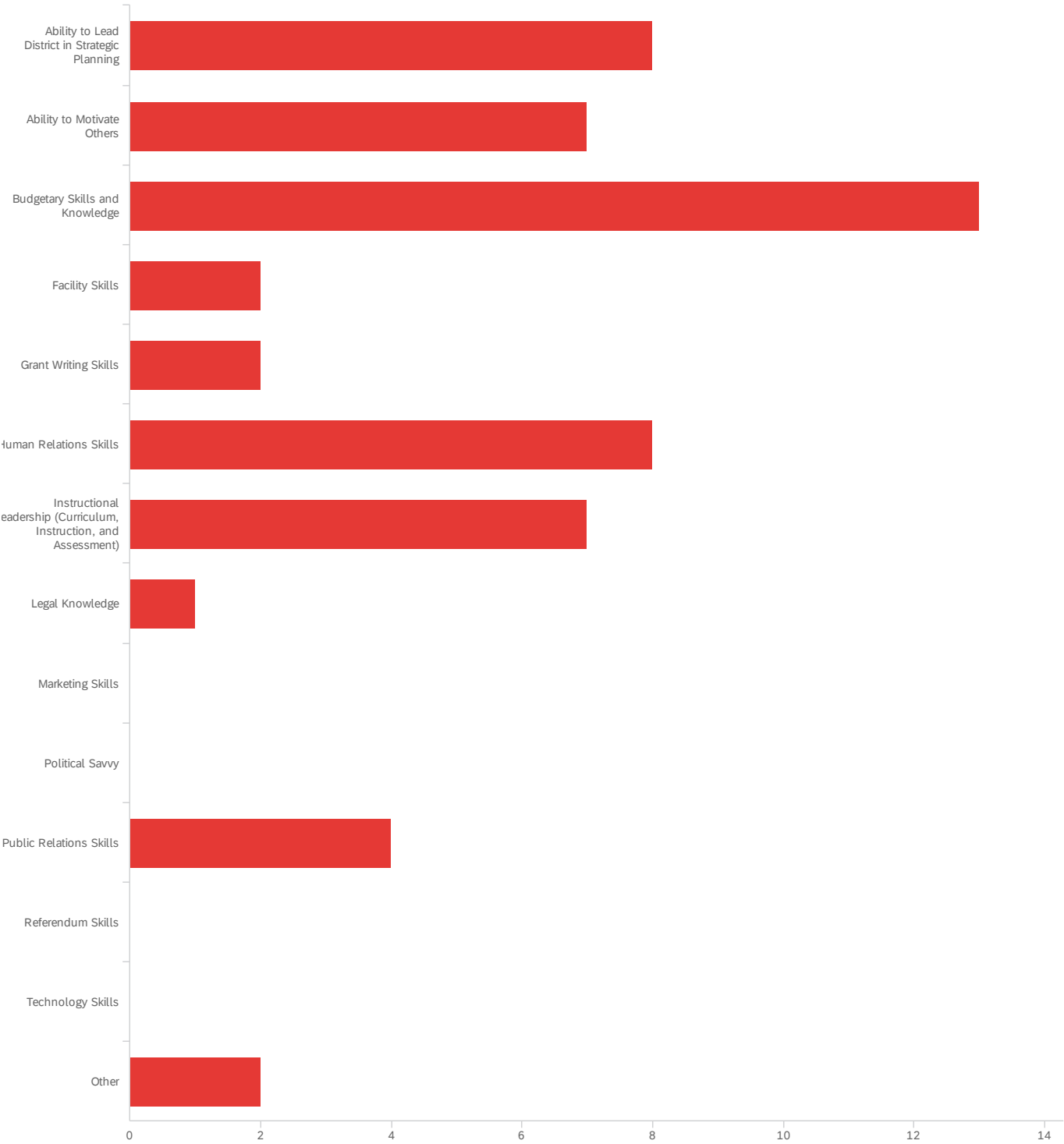
D - What are the two most important personal characteristics the next superintendent should possess? You may select only two.



#	Field	Choice Count
1	Approachable	20.37% 11
2	Calm	0.00% 0
3	Credible	14.81% 8
4	Flexible	0.00% 0
5	Friendly	0.00% 0

#	Field	Choice Count
6	Good Communicator	12.96% 7
7	Intelligent	3.70% 2
8	Personable	3.70% 2
9	Problem Solver	7.41% 4
10	Sense of Humor	0.00% 0
11	Trustworthy	25.93% 14
12	Values Community Culture	3.70% 2
13	Visible	3.70% 2
14	Other	3.70% 2

F - What are the two most important professional skills the next superintendent should possess? You may select only two.



Field

Choice
Count

#	Field	Choice Count
1	Ability to Lead District in Strategic Planning	14.81% 8
2	Ability to Motivate Others	12.96% 7
3	Budgetary Skills and Knowledge	24.07% 13
4	Facility Skills	3.70% 2
5	Grant Writing Skills	3.70% 2
6	Human Relations Skills	14.81% 8
7	Instructional Leadership (Curriculum, Instruction, and Assessment)	12.96% 7
8	Legal Knowledge	1.85% 1
9	Marketing Skills	0.00% 0
10	Political Savvy	0.00% 0
11	Public Relations Skills	7.41% 4
12	Referendum Skills	0.00% 0
13	Technology Skills	0.00% 0
14	Other	3.70% 2

54

Showing rows 1 - 15 of 15