

# Le bon vieux temps

## CHAPITRE 6

### CHAPTER CHECKLIST

#### Géoculture

- ☐ Read and study the information on Rennes in **Géoculture**, pp. 152–155.

#### Vocabulaire 1

- ☐ Study the words and expressions in **Vocabulaire 1**, pp. 194–195, and **D’autres mots utiles**, p. 195 to learn how to talk about childhood memories.
- ☐ Study the expressions in **Exprimons-nous!**, p. 195, to learn how to talk about when you were a child.
- ☐ Read about games in **Flash culture**, p. 196.
- ☐ Do Activities 1 and 3, p. 196, in writing.
- ☐ Use the online textbook to do listening Activity 2, p. 196.
- ☐ Study the expressions in **Exprimons-nous!**, p. 197, to learn how to tell about an event in the past.
- ☐ Write out Activity 4, p. 197.
- ☐ For additional practice with **Vocabulaire 1**, do the activities on pp. 61–63 in *Vocabulaire et grammaire*.

#### Grammaire 1

- ☐ Study the presentation on the **imparfait**, p. 198.
- ☐ Read about comic books in **Flash culture**, p. 198.
- ☐ Do Activities 6–9, pp. 198–199, in writing.
- ☐ Study the presentation on the **passé composé** and the **imparfait** and read **En anglais**, p. 200.
- ☐ Use the online textbook to do listening Activity 11, p. 200.
- ☐ Do Activities 12–14, pp. 200–201, in writing.
- ☐ For additional practice with **Grammaire 1**, do the activities on pp. 64–65 in *Vocabulaire et grammaire* and on pp. 51–53 in *Cahier d’activités*.

#### Application 1

- ☐ Write out Activity 16, p. 202.
- ☐ Study adverb placement in **Un peu plus**, p. 202.
- ☐ Review the adverbs in **Déjà vu**, p. 202.
- ☐ Use the online textbook to do listening Activity 17, p. 202.
- ☐ Do Activities 18–20, pp. 202–203, in writing.
- ☐ For additional practice, do the activities on p. 66 in *Vocabulaire et grammaire*.

## CHAPTER CHECKLIST

## CHAPITRE 6

### Culture

- ☐ Read about shopping for produce and dairy products in French farms in **Comparaisons**, p. 205.

### Vocabulaire 2

- ☐ Study the words and expressions in **Vocabulaire 2**, pp. 206–207, and **D’autres mots utiles**, p. 207 to learn vocabulary for life in the country.
- ☐ Study the expressions in **Exprimons-nous!**, p. 207, to learn how to compare life in the country and in the city.
- ☐ Read about vacationing and living in the countryside in **Flash culture**, p. 208.
- ☐ Use the online textbook to do listening Activity 22, p. 208.
- ☐ Do Activity 23, p. 208, in writing.
- ☐ Study the expressions in **Exprimons-nous!**, p. 208, to learn how to describe life in the country.
- ☐ Write out Activities 24–25, p. 209.
- ☐ For additional practice with **Vocabulaire 2**, do the activities on pp. 67–69 in *Vocabulaire et grammaire*.

### Grammaire 2

- ☐ Study the presentation on the comparative with adjectives and nouns, p. 210.
- ☐ Read about summer camps in **Flash culture**, p. 210.
- ☐ Use the online textbook to do listening Activity 27, p. 210.
- ☐ Do Activities 28–30, pp. 210–211, in writing.
- ☐ Study the presentation on the superlative with adjectives, p. 212.
- ☐ Review the contractions with **de** in **Déjà vu**, p. 212.
- ☐ Do Activities 32–35, pp. 212–213, in writing.
- ☐ For additional practice with **Grammaire 2**, do the activities on pp. 70–71 in *Vocabulaire et grammaire* and on pp. 55–57 in *Cahier d’activités*.

### Application 2

- ☐ Write out Activity 37, p. 214.
- ☐ Study irregular comparatives and superlatives in **Un peu plus**, p. 214.
- ☐ Use the online textbook to do listening Activity 38, p. 214.
- ☐ Do Activities 39–41, pp. 214–215, in writing.
- ☐ For additional practice, do the activities on p. 72 in *Vocabulaire et grammaire*.

# Le bon vieux temps

## CHAPITRE 6 SELF-TEST

1. Can you talk about when you were a child? (pp. 194–195)	<ul style="list-style-type: none"> <li>• How would you say that when you were young, you loved to play tag?</li> <li>• How would you say that when you were little, you liked to go to the circus and play with your electric train?</li> <li>• How would you say that when you were eight years old, you liked to jump rope, swing, and play hopscotch?</li> <li>• How would you say that when you were young, you liked to play pranks?</li> </ul>
2. Can you tell about an event in the past? (p. 197)	<ul style="list-style-type: none"> <li>• How would you say that one day while you played in the yard, you saw a small cat in a tree?</li> <li>• How would you say that while you were helping him down from the tree, the cat fell?</li> <li>• How would you say that at that moment your dog started chasing the cat?</li> <li>• How would you say that fortunately, your mother called the dog, and the cat was able to go back home?</li> </ul>
3. Can you compare life in the country with life in the city? (p. 207)	<ul style="list-style-type: none"> <li>• How would you say that life in the city is different from life in the country?</li> <li>• How would you say that life in the country is less vibrant than in the city?</li> <li>• How would you say that there's more noise in Rennes than in your village?</li> <li>• How would you say that you like country life as much as city life?</li> </ul>
4. Can you describe life in the country? (p. 208)	<ul style="list-style-type: none"> <li>• How would you say that there were ten hens and six ducks on the farm?</li> <li>• How would you say that it was nice and quiet?</li> <li>• How would you say that what you miss is the countryside?</li> </ul>

# Le bon vieux temps


## CHAPITRE 6

### FOLD-N-LEARN PROJECT SUGGESTIONS

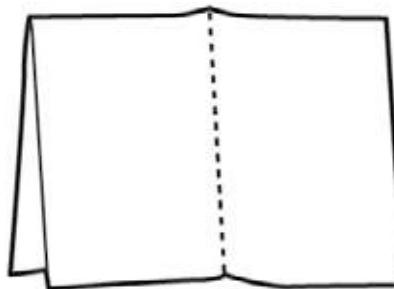
Follow the instructions below to create a fun study aid. This aid will help you review the expressions on pages 195, 197, 207, and 208 of your textbook.

**MATERIALS** You will need paper, scissors, and a pen or pencil.

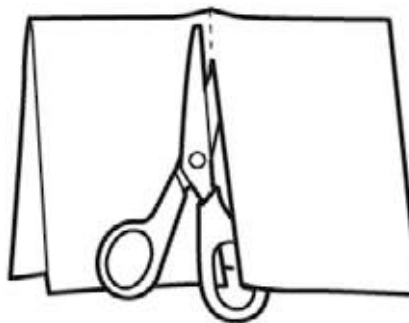
**STEP 1** Fold a sheet of paper in half from top to bottom.



**STEP 2** Without unfolding the sheet of paper, fold it again in half from side to side. Then unfold the sheet from side to side so that you see a vertical crease down the middle.



**STEP 3** Cut along the vertical crease up to the horizontal fold to form two front flaps.



**STEP 4** On the left flap, write **Souvenirs d'enfance** and list the expressions in French for talking about when you were a child and telling about an event in the past.

**STEP 5** On the right flap, write **Ville ou campagne** and list the expressions in French for comparing life in the country and life in the city.



**STEP 6** After writing the English equivalents in the sections under the flaps, you can review the chapter expressions with the flap chart you've created.