

Au lycée

CHAPITRE 4

CHAPTER CHECKLIST

Géoculture

- ☐ Read and study the information on Québec in **Géoculture**, pp. 76–79.

Vocabulaire 1

- ☐ Study the words and expressions in **Vocabulaire 1**, pp. 118–119, and **D’autres mots utiles**, p. 119 to learn vocabulary for high school classes and sports.
- ☐ Study the expressions in **Exprimons-nous!**, p. 119, to learn how to ask how something turned out and respond.
- ☐ Read about exit exams in Quebec and France in **Flash culture**, p. 120.
- ☐ Do Activities 1, 3–4, p. 120, in writing.
- ☐ Use the online textbook to do listening Activity 2, p. 120.
- ☐ Study the expressions in **Exprimons-nous!**, p. 121, to learn how to wonder what happened and respond.
- ☐ Write out Activity 5, p. 121.
- ☐ For additional practice with **Vocabulaire 1**, do the activities on pp. 37–39 in *Vocabulaire et grammaire*.

Grammaire 1

- ☐ Study the presentation on object pronouns with the **passé composé**, p. 122.
- ☐ Review the direct and indirect object pronouns in **Déjà vu**, p. 122.
- ☐ Do Activities 7–9, pp. 122–123, in writing.
- ☐ Study the presentation on **quelqu’un, quelque chose, ne... personne, ne...rien, ne... que**, p. 124.
- ☐ Read about school books in Quebec and France in **Flash culture**, p. 124.
- ☐ Use the online textbook to do listening Activity 11, p. 124.
- ☐ Do Activities 12–14, pp. 124–125, in writing.
- ☐ For additional practice with **Grammaire 1**, do the activities on pp. 40–41 in *Vocabulaire et grammaire* and on pp. 31–33 in *Cahier d’activités*.

Application 1

- ☐ Use the online textbook to do listening Activity 16, p. 126.
- ☐ Write out Activity 17, p. 126.
- ☐ Study the verb **recevoir** in **Un peu plus**, p. 126.
- ☐ Do Activity 18, p. 127, in writing.
- ☐ For additional practice, do the activities on p. 42 in *Vocabulaire et grammaire*.

CHAPTER CHECKLIST

CHAPITRE 4

Culture

- ☐ Read about eating lunch in French schools in **Comparaisons**, p. 129.

Vocabulaire 2

- ☐ Study the words and expressions in **Vocabulaire 2**, pp. 130–131, and **D’autres mots utiles**, pp. 130–131 to learn computer-related vocabulary.
- ☐ Study the expressions in **Exprimons-nous!**, p. 131, to learn how to ask for information.
- ☐ Read about computer keyboards in Quebec and France in **Flash culture**, p. 132.
- ☐ Do Activities 21–23, p. 132, in writing.
- ☐ Study the expressions in **Exprimons-nous!**, p. 133, to learn how to express frustration.
- ☐ Use the online textbook to do listening Activity 24, p. 133.
- ☐ For additional practice with **Vocabulaire 2**, do the activities on pp. 43–45 in *Vocabulaire et grammaire*.

Grammaire 2

- ☐ Study the presentation on the verb **suivre**, p. 134.
- ☐ Read about Canadian web sites in **Flash culture**, p. 134.
- ☐ Use the online textbook to do listening Activity 27, p. 134.
- ☐ Do Activities 28–30, pp. 134–135, in writing.
- ☐ Study the presentation on **depuis, il y a, ça fait** and read **En anglais**, p. 136.
- ☐ Use the online textbook to do listening Activity 32, p. 136.
- ☐ Do Activities 33–35, pp. 136–17, in writing.
- ☐ For additional practice with **Grammaire 2**, do the activities on pp. 46–47 in *Vocabulaire et grammaire* and on pp. 35–37 in *Cahier d’activités*.

Application 2

- ☐ Write out Activity 37, p. 138.
- ☐ Study the verb **ouvrir** in **Un peu plus**, p. 138.
- ☐ Do Activity 38, p. 138, in writing.
- ☐ Use the online textbook to do listening Activity 39, p. 139.
- ☐ Do Activities 1, 3–4, p. 120, in writing.
- ☐ For additional practice, do the activities on p. 48 in *Vocabulaire et grammaire*.

Au lycée

CHAPITRE 4 SELF-TEST

1. Can you ask how something turned out and respond? (p. 119)	<ul style="list-style-type: none"> • How would you ask a classmate how a competition turned out? • How would you ask a friend if his chemistry experiment was successful? • How would you tell your classmate that you don't know anything about it? • How would you say that it was completely disastrous?
2. Can you wonder about something that happened and respond? (p. 121)	<ul style="list-style-type: none"> • How would you say that you wonder if your friend lost her tennis match again? • How would you ask a person if she thinks something happened to Martin? • How would you say that for once she won? • How would you tell someone that he could be right?
3. Can you talk about a computers? (pp. 130–131)	<ul style="list-style-type: none"> • How would you say that you're taking a computer course? • How would you say that you're going to start up your computer and start a session?
4. Can you ask for information about a computer or the Internet? (p. 131)	<ul style="list-style-type: none"> • How would you ask a classmate if he knows how to save a document? • How would you ask a classmate if she knows how to download a file? • How would you ask her which search engine she uses?
5. Can you express frustration? (p. 133)	<ul style="list-style-type: none"> • How would you say that you don't know what to do and that you've lost your document three times? • How would you say that everything has been going wrong since you began your research on the internet?

Au lycée

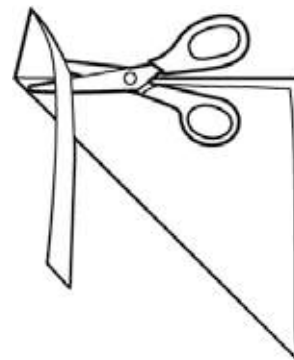
CHAPITRE 4

FOLD-N-LEARN PROJECT SUGGESTIONS

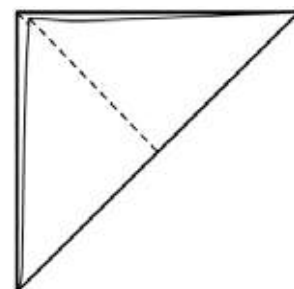
Follow the instructions below to create a fun study aid. This aid will help you review the expressions listed on pages 119, 121, and 131 of your textbook.

MATERIALS You will need a sheet of paper, scissors, glue or tape, and a pen or pencil.

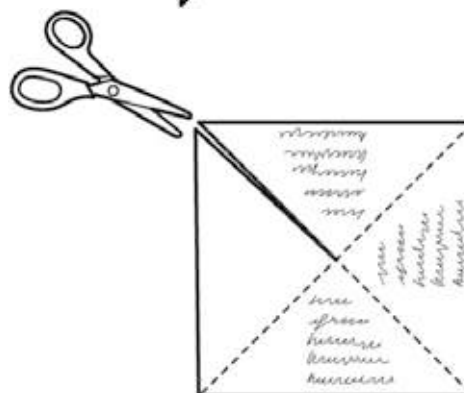
STEP 1 To obtain the square sheet needed for this project, fold the lower left-hand corner across to the opposite edge. Using scissors, cut off the tab of paper at the top so that you have a square folded into a triangle.



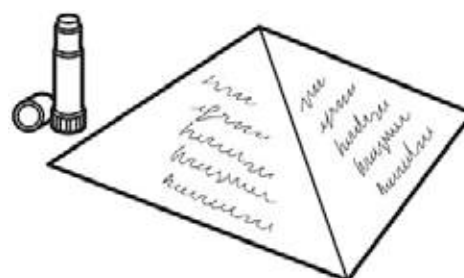
STEP 2 Unfold the paper so that it's a square. Then, fold the lower right-hand corner of the paper diagonally to the opposite corner to form another triangle.



STEP 3 When you open the paper, you should see that the creases form four triangles. In one triangle, write *To talk about how something turned out* and then write the French expressions on page 119. Turn the sheet so that another triangle faces you, and write *To wonder what happened* and the expressions on page 121. In a third triangle, write *To ask for information* and the expressions on page 131. Leave one triangle blank.



STEP 4 Now you're going to cut along one of the creases and fold the other three to form a pyramid. Cut along the crease to the left of the blank triangle and stop at the center point. Tape or glue the blank triangle under the one beside it to form a pyramid.



STEP 5 Review the chapter by turning the pyramid and studying the expressions listed by categories on the sides.