

Faisons les courses

CHAPITRE 3

CHAPTER CHECKLIST

Géoculture

- ☐ Read and study the information on Québec in **Géoculture**, pp. 76–79.

Vocabulaire 1

- ☐ Study the words and expressions in **Vocabulaire 1**, pp. 82–83, and **D’autres mots utiles**, p. 83 to learn vocabulary for fruits, vegetables, and cooking.
- ☐ Study the expressions in **Exprimons-nous!**, p. 83, to learn how to ask about preparing food and to respond.
- ☐ Read about the metric system in **Flash culture**, p. 84.
- ☐ Do Activities 1–3, p. 84, in writing.
- ☐ Study the expressions in **Exprimons-nous!**, p. 85, to learn how to make and respond to requests.
- ☐ Use the online textbook to do listening Activity 4, p. 85.
- ☐ Write out Activity 5, p. 85.
- ☐ For additional practice with **Vocabulaire 1**, do the activities on pp. 25–27 in *Vocabulaire et grammaire*.

Grammaire 1

- ☐ Study the presentation on the partitive, p. 86.
- ☐ Review indefinite articles in **Déjà vu**, p. 86.
- ☐ Do Activity 7, p. 86, in writing.
- ☐ Use the online textbook to do listening Activity 8, p. 86.
- ☐ Do Activities 9–11, p. 87, in writing.
- ☐ Study the presentation on the pronoun **y**, p. 88.
- ☐ Read about cuisine specialties in Quebec in **Flash culture**, p. 88.
- ☐ Do Activities 13–15, pp. 88–89, in writing.
- ☐ For additional practice with **Grammaire 1**, do the activities on pp. 28–29 in *Vocabulaire et grammaire* and on pp. 21–23 in *Cahier d’activités*.

Application 1

- ☐ Write out Activity 18, p. 90.
- ☐ Study question formation in **Un peu plus**, p. 90.
- ☐ Use the online textbook to do listening Activity 19, p. 90.
- ☐ Do Activities 20–21, p. 91, in writing.
- ☐ For additional practice, do the activities on p. 30 in *Vocabulaire et grammaire*.

CHAPTER CHECKLIST

CHAPITRE 3

Culture

- ☐ Read about eating couscous in Maroc in **Comparaisons**, p. 93.

Vocabulaire 2

- ☐ Study the words and expressions in **Vocabulaire 2**, pp. 94–95, to learn vocabulary for buying groceries.
- ☐ Study the expressions in **Exprimons-nous!**, p. 95, to learn how to shop for groceries.
- ☐ Read about shopping bags in Quebec and France in **Flash culture**, p. 96.
- ☐ Use the online textbook to do listening Activity 23, p. 96.
- ☐ Do Activities 24–25, p. 96, in writing.
- ☐ Study the expressions in **Exprimons-nous!**, p. 97, to learn how to ask where things are.
- ☐ Review the words to tell where things are in **Déjà vu**, p. 97.
- ☐ Write out Activity 26, p. 97.
- ☐ For additional practice with **Vocabulaire 2**, do the activities on pp. 31–33 in *Vocabulaire et grammaire*.

Grammaire 2

- ☐ Study the presentation on the pronoun **en**, p. 98.
- ☐ Use the online textbook to do listening Activity 28, p. 98.
- ☐ Do Activities 29–32, pp. 98–99, in writing.
- ☐ Study the presentation on placement of object pronouns, p. 100.
- ☐ Read about shopping carts in Quebec and France in **Flash culture**, p. 100.
- ☐ Do Activities 34–37, pp. 100–101, in writing.
- ☐ For additional practice with **Grammaire 2**, do the activities on pp. 34–35 in *Vocabulaire et grammaire* and on pp. 25–27 in *Cahier d'activités*.

Application 2

- ☐ Write out Activity 38, p. 102.
- ☐ Use the online textbook to do listening Activity 39, p. 102.
- ☐ Study contractions with **à** and **de** in **Un peu plus**, p. 102.
- ☐ Do Activities 40–42, pp. 102–103, in writing.
- ☐ For additional practice, do the activities on p. 36 in *Vocabulaire et grammaire*.

Faisons les courses

CHAPITRE 3 SELF-TEST

1. Can you ask about food preparation and respond? (pp. 82–83)	<ul style="list-style-type: none"> • How would you ask your friend how she makes a fruit salad? • How would you say that you need to cut the apples, peaches and strawberries and mix well? • How would you tell someone to make a salad with lettuce, tomatoes, carrots, bell peppers, olive oil, salt and pepper?
2. Can you make a request and respond? (p. 85)	<ul style="list-style-type: none"> • How would you ask someone to bring you flour? • How would you tell someone not to forget to buy cherries? • How would you tell your friend that you will go there right away and ask if he needs anything else?
3. Can you talk about shopping for groceries? (pp. 94–95)	<ul style="list-style-type: none"> • Can you say that you go to the seafood shop to buy oysters and lobsters? • How would you ask a customer how many apricots she needs? • How would you say that you need about a kilo of tomatoes? • How would you tell a customer that it's 5€ per kilo if that will be all?
4. Can you ask and say where things are? (p. 97)	<ul style="list-style-type: none"> • How would you ask where the frozen foods are and where you can find the milk? • How would you say that they're in the middle of the store, right next to the spices?

Faisons les courses


CHAPITRE 3

FOLD-N-LEARN PROJECT SUGGESTIONS


Follow the instructions below to create a fun study aid. This aid will help you review the vocabulary on pages 82–85 and 94–97 of your textbook.

MATERIALS You will need a sheet of paper, glue or tape, 3" X 5" index cards, and a pen or pencil.

STEP 1 Turn a sheet of paper lengthwise and fold up a 2-inch flap along the bottom edge.



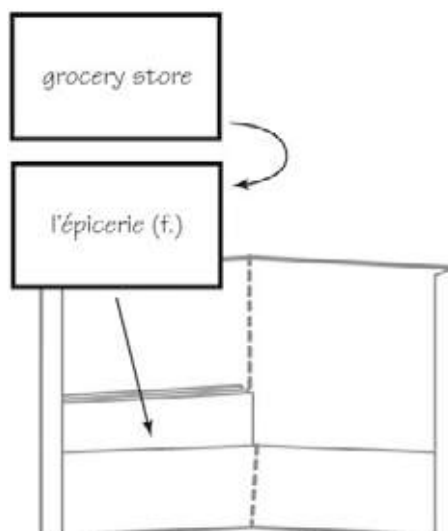
STEP 2 Now, fold a ½-inch flap on both sides of the sheet of the paper. Glue or tape these flaps where they meet the original 2-inch fold.



STEP 3 When the flaps are dry, fold the paper in half from side to side to make a pocket folder. On the front, write **Chapitre 3 Flashcards**.



STEP 4 Write the vocabulary words on 3" X 5" index cards, and on the back of each card write what it means in English. Place these flashcards for **Vocabulaire 1** and **Vocabulaire 2** in the left pocket with the English side facing out.



STEP 5 Review the chapter vocabulary by taking a flashcard from the left pocket, reading the English, and trying to recall what's written in French on the other side. If you are correct, place the card in the right pocket. If not, put the card behind the others in the left pocket for further review.