

Qu'est-ce qui te plaît?

CHAPITRE 2

CHAPTER CHECKLIST

Géoculture

- ☐ Read and study the information on **L'Île-de-France**, pp. xxiv–3.

Vocabulaire 1

- ☐ Study the words and expressions in **Vocabulaire 1**, pp. 40–41, and **D'autres mots utiles**, p. 41 to learn how to say what you love to do.
- ☐ Study the expressions in **Exprimons-nous!**, p. 41, to learn how to ask about likes and dislikes.
- ☐ Read about French music in **Flash culture**, p. 42.
- ☐ Use the online textbook to do listening Activity 1, p. 42.
- ☐ Do Activities 2–3, p. 42, in writing.
- ☐ Study the expressions in **Exprimons-nous!**, p. 42, to learn how to agree and disagree.
- ☐ Write out Activities 4–5, p. 43.
- ☐ For additional practice with **Vocabulaire 1**, do the activities on pp. 13–15 in the *Vocabulaire et grammaire*.

Grammaire 1

- ☐ Study the presentation on definite articles and read **En anglais**, p. 44
- ☐ Read about comic books in **Flash culture**, p. 45
- ☐ Do Activities 7–10, pp. 44–45, in writing.
- ☐ Study the presentation on **–er** verbs, p. 46.
- ☐ Do Activity 12, p. 46, in writing.
- ☐ Use the online textbook to do listening Activity 13, p. 46.
- ☐ Do Activities 14–15, p. 47, in writing.
- ☐ For additional practice with **Grammaire 1**, do the activities on pp. 16–17 in the *Vocabulaire et grammaire* and on pp. 11–13 in the *Cahier d'activités*.

Application 1

- ☐ Use the online textbook to do listening Activity 17, p. 48.
- ☐ Write out Activity 18, p. 48.
- ☐ Study irregular plurals in **Un peu plus**, p. 48.
- ☐ Do Activities 19–20, p. 49, in writing.

CHAPTER CHECKLIST

CHAPITRE 2

Culture

- ☐ Read about soccer in Sénégal in **Comparaisons**, p. 51.

Vocabulaire 2

- ☐ Study the words and expressions in **Vocabulaire 2**, pp. 52–53, and **D'autres mots utiles**, p. 53 to learn vocabulary for extracurricular activities.
- ☐ Study the expressions in **Exprimons-nous!**, p. 53, to learn how to ask how often you do an activity.
- ☐ Read about movie theaters in France in **Flash culture**, p. 54.
- ☐ Use the online textbook to do listening Activity 22, p. 54.
- ☐ Do Activities 23–24, p. 54, in writing.
- ☐ Study the expressions in **Exprimons-nous!**, p. 55, to learn how to ask how well you do something and ask about preferences.
- ☐ Write out Activity 25, p. 55.
- ☐ For additional practice with **Vocabulaire 2**, do the activities on pp. 19–21 in the *Vocabulaire et grammaire*.

Grammaire 2

- ☐ Study the presentation on contractions with **à**, p. 56.
- ☐ Read about French clubs in **Flash culture**, p. 56.
- ☐ Do Activities 27–30, pp. 56–57, in writing.
- ☐ Study the presentation on conjunctions and read **En anglais**, p. 58.
- ☐ Do Activity 32, p. 58, in writing.
- ☐ Use the online textbook to do listening Activity 33, p. 58.
- ☐ Do Activities 34–35, p. 59, in writing.
- ☐ For additional practice with **Grammaire 2**, do the activities on pp. 22–23 in the *Vocabulaire et grammaire* and on pp. 15–17 in the *Cahier d'activités*.

Application 2

- ☐ Use the online textbook to do **On rappe!** listening Activity 37, p. 60.
- ☐ Write out Activity 38, p. 60.
- ☐ Study **est-ce que** in **Un peu plus**, p. 60.
- ☐ Do Activities 39–40, pp. 60–61, in writing.

Qu'est-ce qui te plait?

CHAPITRE 2 SELF-TEST

1. Can you ask about likes and dislikes and respond? (p. 41)	<ul style="list-style-type: none"> • How would you ask your friend what he likes to do? • How would you say that you don't like to watch T.V.? • How would you say that you love to travel? • How would you say you hate email?
2. Can you agree and disagree with someone's preferences? (p. 42)	<ul style="list-style-type: none"> • How would you say what you like and ask someone if they like it also? • How would you say that you don't like something either? • How would you say that you also like something? • How would you say that you like to study after your friend said she didn't like it?
3. Can you ask how often someone does an activity and respond? (p. 53)	<ul style="list-style-type: none"> • How would you ask your friend if she likes to go the mall on a regular basis? • How would you ask her if she likes to chat with friends often? • How would she respond, "from time to time"?
4. Can you ask how well someone does something and respond? (p. 54)	<ul style="list-style-type: none"> • How would you ask a friend if he speaks French well? • How would you say that you speak French very well? • How would you say that you speak French very badly?
5. Can you ask about preferences and respond? (p. 54)	<ul style="list-style-type: none"> • How would you ask a friend if she prefers swimming or playing chess? • How would you say that you like going to the movie theater but you prefer to read books? • How would you ask someone his or her favorite activities?

Qu'est-ce qui te plaît?


CHAPITRE 2

FOLD-N-LEARN PROJECT SUGGESTIONS


Follow the instructions below to create a fun study aid. This aid will help you review the vocabulary on pages 40–41, and 52–53 of your textbook.

MATERIALS You will need a sheet of paper, 3" X 5" index cards, glue or tape, and a pen or pencil.


STEP 1 Turn a sheet of paper lengthwise and fold up a 2-inch flap along the bottom edge.



STEP 2 Now, fold a ½-inch flap on either end of the sheet of the paper. Glue or tape these flaps where they meet the original 2-inch fold.



STEP 3 When the flaps are dry, fold the paper in half from side to side to make a pocket folder. On the front of your pocket folder, write **Chapitre 2 Flashcards**.



STEP 4 Write the vocabulary words on 3" X 5" index cards, and on the back of each card draw a picture to help you remember the vocabulary on the front. Place these flashcards for **Vocabulaire 1** and **Vocabulaire 2** in the left pocket with the drawing side facing out.



STEP 5 Review the chapter vocabulary by taking a flashcard from the left pocket, looking at the picture, and trying to recall what's written in French on the other side. If you are correct, place the card in the right pocket. If not, put the card behind the others in the left pocket for further review.

