

Seesaw for Student Portfolios

Betty Ann Fish

bafish@sch.org

SCH Academy

2015 SHAPE National Elementary PE TOY





Betty Ann Fish
bafish@sch.org
@bafish10

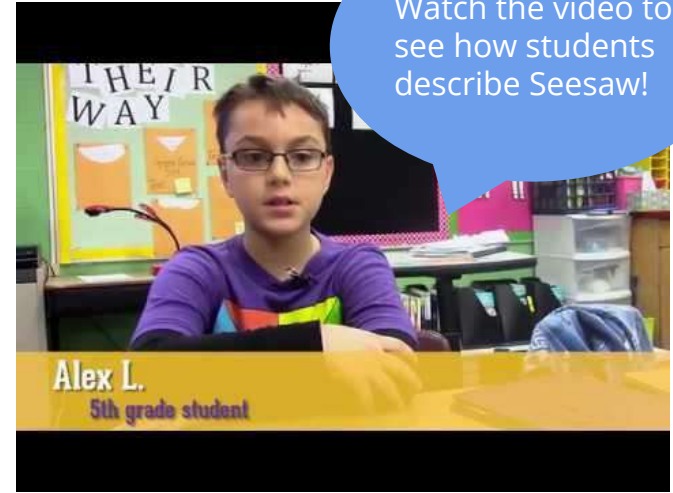


What is Seesaw?

A digital portfolio that collects students' digital and physical work in one place. Everything is organized, making assessment and conferences easier!

A space that each student can own. Built-in tools make it easy for students to capture their learning, reflect, and develop new skills.

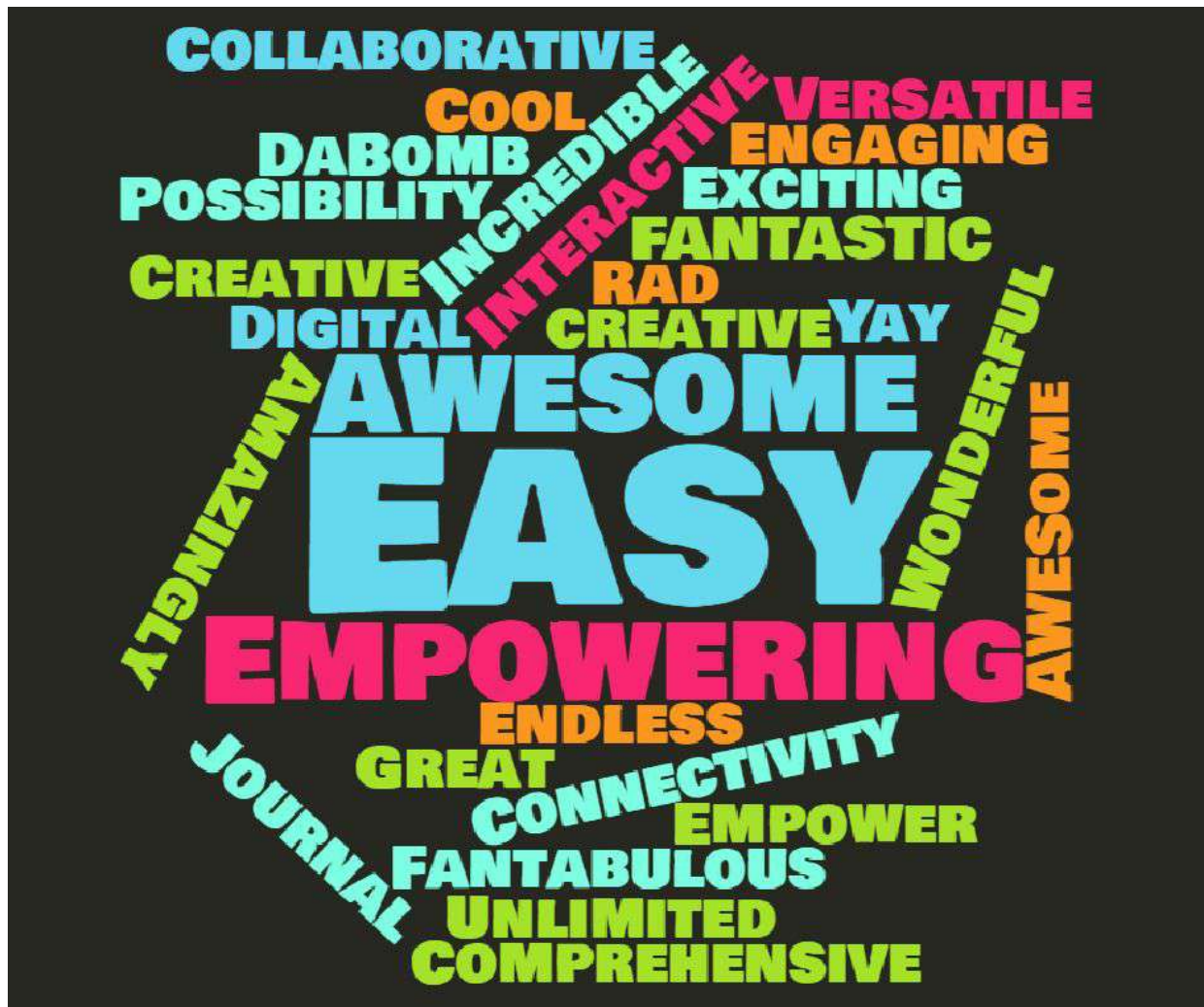
A parent communication tool that seamlessly shares what's going on in your classroom and builds a strong school-home community.



<https://www.youtube.com/watch?v=LbADgksW2L8>



60 teachers
sharing one
word that
describes
Seesaw!



Why Teachers Seesaw

Empowers
students to
document their
learning as it
happens

Develops
students' writing
skills, reflection
skills and critical
thinking skills

Develops 21st
Century skills in
safe, moderated
environment


Why Teachers ❤️ Seesaw

Creates a strong
community
around learning
by involving
families

Organizes and
share digital
creations and
classroom
activities

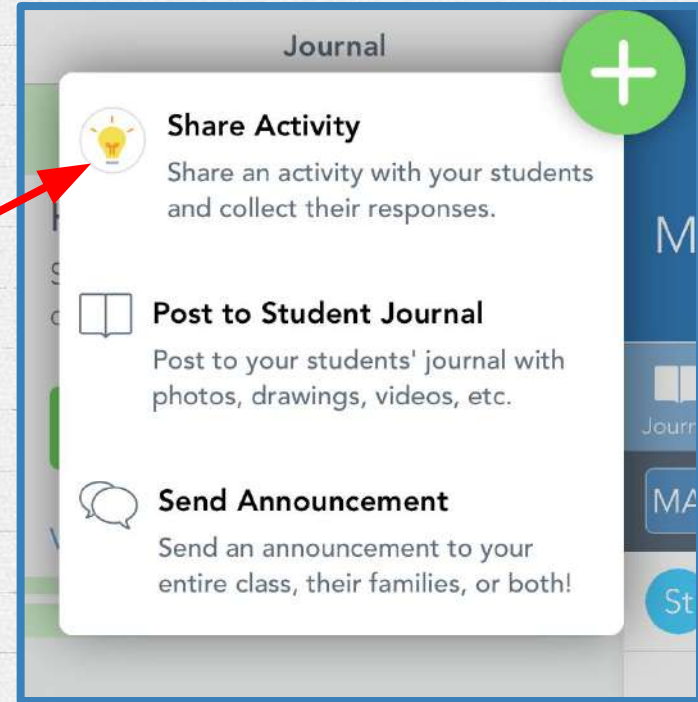
Saves time on
assessments,
conferences, and
newsletters

**Meet your
new friend!**



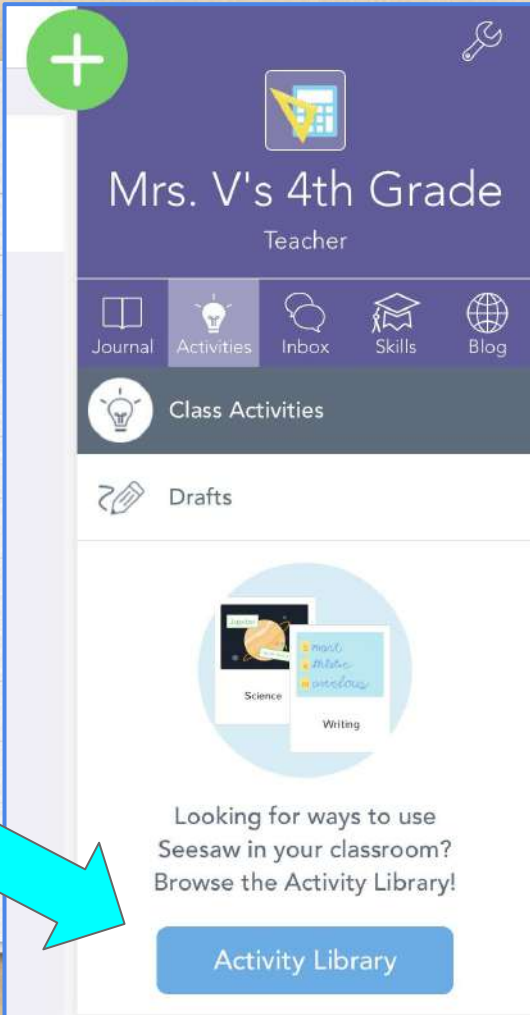
Introducing Activities

Now teachers can easily
create and share activities
for students to complete
in Seesaw.



Activity Library

Get inspired with grade-level
specific activities from our library,
or create your own!



The screenshot shows the Seesaw app interface for a teacher named Mrs. V's 4th Grade. At the top, there is a green plus icon in a circle and a wrench icon. Below this is a header with a yellow and blue icon and the text "Mrs. V's 4th Grade Teacher". A navigation bar contains icons for Journal, Activities (highlighted), Inbox, Skills, and Blog. Below the navigation bar is a section for "Class Activities" with a lightbulb icon. Underneath is a "Drafts" section with a pencil icon. The main content area features a circular graphic with "Science" and "Writing" labels, each accompanied by a small image. Below this graphic is the text "Looking for ways to use Seesaw in your classroom? Browse the Activity Library!" and a blue button labeled "Activity Library". A large cyan arrow points from the text in the notebook towards the "Activity Library" button.

+

Mrs. V's 4th Grade
Teacher

Journal Activities Inbox Skills Blog

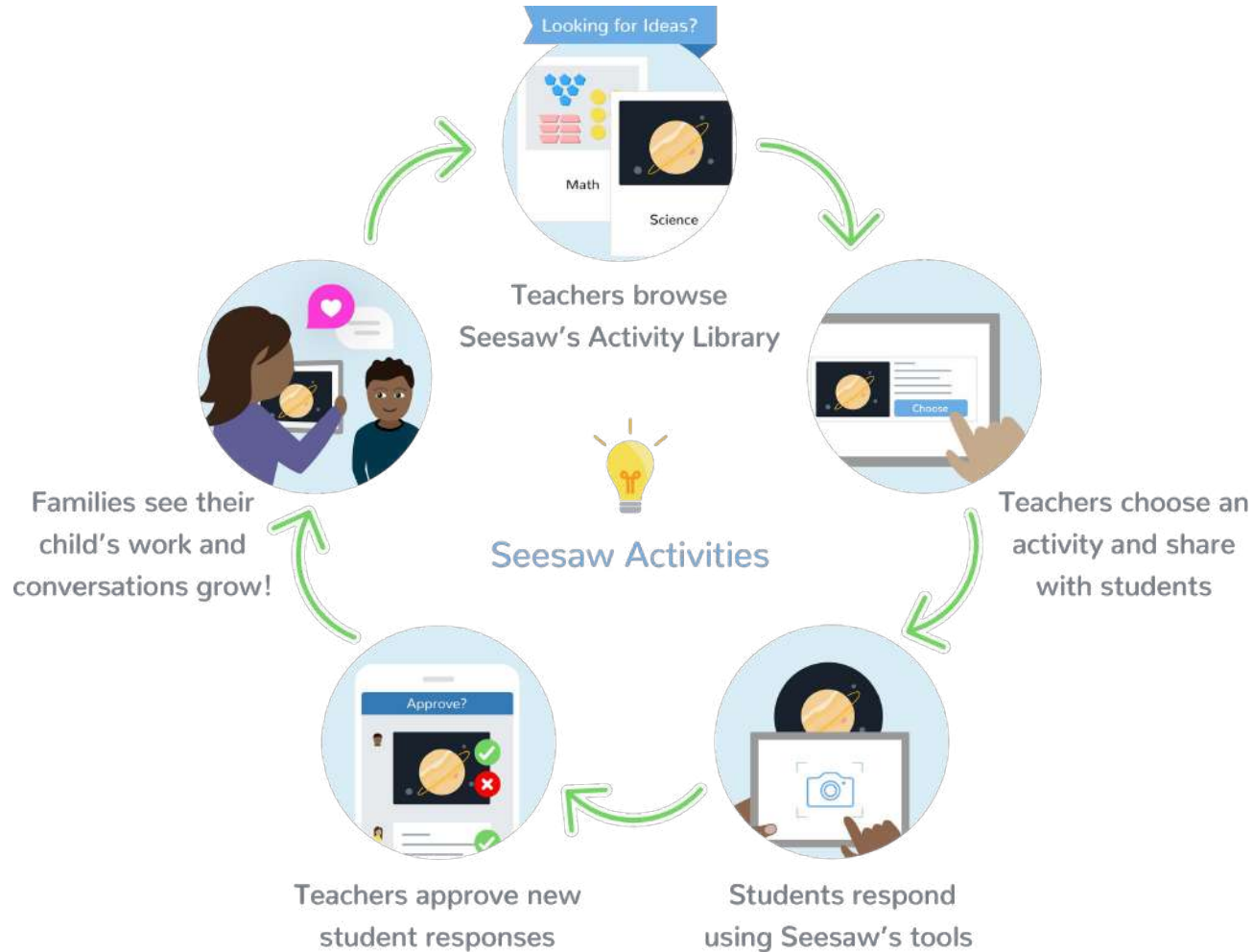
Class Activities

Drafts

Science Writing

Looking for ways to use
Seesaw in your classroom?
Browse the Activity Library!

Activity Library



Goals of Activities

Support teachers new to Seesaw

- x Provide simple activities that are ready to share with students in a few taps.

Simplify Workflow

- x We see all the workarounds you are doing - let's make it easier!



Let's see Activities
in action!



How many activities can
I create?



SEESAW

100 activities


SEESAW PLUS

500 activities

SEESAW FOR SCHOOLS

unlimited activities

School Activity Library



How Do I Use Activities?

<https://help.seesaw.me/hc/en-us/articles/115005113426>

Seesaw Icon Shortcuts

<https://help.seesaw.me/hc/en-us/articles/115005120583>

How do I tag folders and skills to an activity?

<https://help.seesaw.me/hc/en-us/articles/115005164383>

How do I archive an activity?

<https://help.seesaw.me/hc/en-us/articles/115005119263>


How do I share activities across classes?

<https://help.seesaw.me/hc/en-us/articles/115005170146>

How do I use the Seesaw for Schools Activity Library?

<https://help.seesaw.me/hc/en-us/articles/115005191183>

Helpful Information About Activities



Time Saving Tip

Save digital creations from many apps into Seesaw.
Photos, videos, links, PDFs—all go into Seesaw!




Adobe Voice



Animoto



Book Creator



Code.org



Comic Life



Haiku Deck



Keynote



iMovie



Lego Movie Maker



My Story



ChatterPix



Doceri



DoInk



Doodle Buddy



Dropbox



Notability



Numbers



Pages



Paper by FiftyThree



Pic Collage



Edmodo



Educreations



Evernote



Explain Everything



Google Drive



Popplet



PuppetPals



Prezi



Scanner Pro



Shadow Puppet EDU

See a list compatible apps [here](#)

Scan to Get FREE Seesaw Plus!



Sign up for a Teacher Account then scan my code!

You will get an extra month of Seesaw Plus (Seesaw's premium service for teachers) added to your account. You can start your Plus trial anytime!

Additional Resources for Seesaw Success

- Watch the [Seesaw tutorial videos](#) to learn more about Seesaw features
- Use the [Seesaw student intro presentation](#) to introduce Seesaw to your students
- Use the [K-2 Lesson Plan](#) or [3-8 Lesson Plan](#) to guide your first month of using Seesaw



Additional Resources for Seesaw Success

- Watch the Seesaw tutorial videos to learn about [sending assignments to students](#) to learn more about Seesaw

Betty Ann Fish

bafish@sch.org

SCH Academy



@bafish10



bafish10