

Student Learning and Growth Goals: Collaborative Writing Practice

August 2015

DO NOW On chart paper on the wall, please share:

- A challenge from last year that you would like to avoid this year
- OR
- An effective practice you used last year that you would like to share with others

This will inform ODE's continued planning

Essential Question

- How can I support teachers writing Student Learning and Growth (SLG) Goals?

Outcome

- Learn the steps of writing an SLG Goal to be able to support teachers

Agenda in Handout p.1

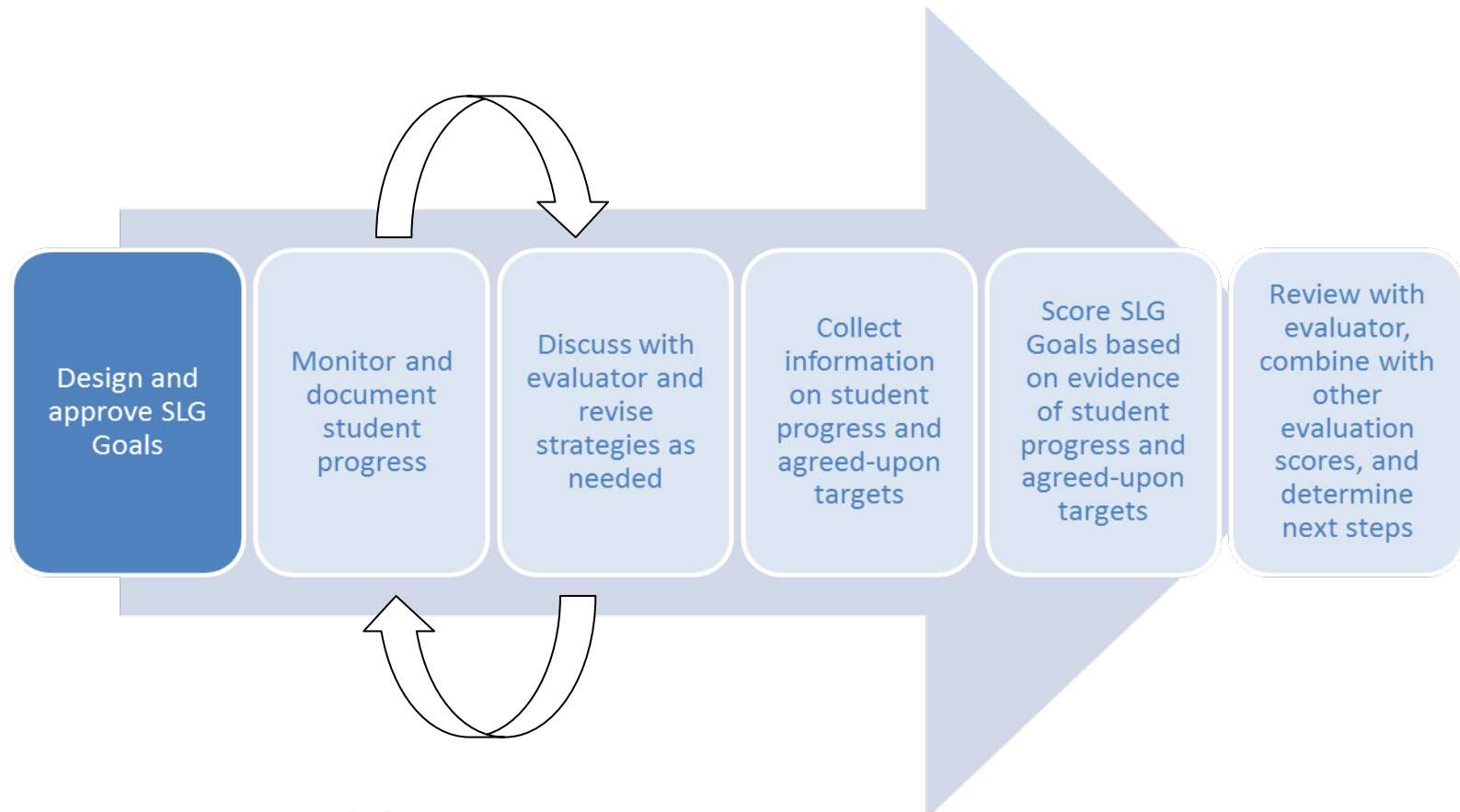
Definition in Handout p.2

Working Agreements

- Recognize the work as a journey
- Be fully present
- Share the air
- Be open-minded

Focus of the Session

Handout p.3



Breakout of first step in Handout p.4

Materials – Instructions and Forms

Protocol

Beginning of year (B.O.Y.) SLG Goal Writing Process

STEP 1		Collect, Sort & Organize Data (20 minutes) Need: Class Profile & Student Assessment Baseline & Trend Data
STEP 2		Analyze Baseline & Trend Data (30 minutes) Need: Two pieces of poster paper & markers for each group
STEP 3		Develop a Rigorous & Realistic SLG GOAL (20 minutes) Need: SLG Goal Template & SLG Goal Checklist
STEP 4		SLG Goal Approval Process (Gallery Walk) (25 minutes) Need: One piece of poster paper,

Handout pp.5-11

SLG Goal Template

TEACHER SLG GOAL SETTING TEMPLATE	
Teacher: _____	Contract Status: _____
School: _____	School Year: _____
Administrator/evaluator: _____	Date: _____
Grade Level: <input type="checkbox"/> Elementary <input type="checkbox"/> Middle School <input type="checkbox"/> High School	
Goal Type: <input type="checkbox"/> Individual Goal <input type="checkbox"/> Team Goal	
SLG GOAL 1	
Content Standards/Skills	
Assessments	<input type="checkbox"/> Category 1 <input type="checkbox"/> Category 2
Context/Students	

Handout pp.12-14

Using the SLG Goal Quality Review Checklist

As a requirement of SB290 and the ESEA waiver, student learning and growth must be included as a significant factor of educators' summative evaluations. SLG goals are scored and the SLG performance level is determined. To ensure consistency in evaluations across the state, all districts must use the SLG Quality Review Checklist to ensure goals are complete for scoring.

Note: The guiding questions included in this checklist are provided for training purposes. They are not part of checklist that is required for use by districts.

SLG Goal Quality Review Checklist (Modified)

Baseline Data	Yes	No
Is baseline data used to make data-driven decisions for the SLG goal, including student information from past assessments and/or pre-assessment results?		
Going deeper: Did you...		
<ul style="list-style-type: none"> Identify sources of information about students (e.g., test scores from prior years, results of pre-assessments)? Draw upon trend data, if available? Summarize your analysis of the baseline data by identifying student strengths and weaknesses? 		

SLG Goal Checklist

Handout p.15

Materials - Data

- Class Profile

Class Profile
MS Social Studies -Sixth Grade

Student Name	RISK FACTORS							OTHER ASSESSMENTS			SUBJECT ASSESSMENT	Comments	
	Pre-req. Course Grade C or below	Special Education	Free & Reduced Lunch	Migrant	English Lang. Learner	Retained	Attendance or Tardy Issues	Destructive Behaviors	5 th Grade Writing SBA	6 th Grade Reading MAP RTI - Fall	Fifth Grade Writing Assessment (of 15)		6 th Grade Social Studies Pre-test (Out of 50)
1.				X					Proficient	214	12	35	
2.									Below Proficient	200	11	25	
3.									Proficient	220	8	35	

Pick a grade level and join others who make the same choice:

- Subject Assessment
 - Beginning of the Year Data
 - Trend Data
 - Standards
- Additional Information

In Handout, grades:

4 → pp.16-24
 6 → pp.25-29
 10-12 → pp.30-34

Roles

Handout p.6

Role 1	Recorder	Takes notes during the protocol.
Role 2	Facilitator	Guides group through the protocol.
Role 3	Creative Director	Facilitates creation of the group poster.
Role 4	Time Keeper	Manages time for each step of the protocol.
Role 5	Group Members	Support and remind each other of the norms of the group and of looking at data and talking about students.

Time Keeper Information

	Collect, Sort & Organize Data	10 minutes
	Analyze Baseline Data	20 minutes
	Develop a Rigorous & Realistic SLG Goal	15 minutes
	SLG Goal Approval Process (Gallery Walk)	15 minutes

Collect, Sort, and Organize Data




Handout
p.7
p.8 Step 1

**Individually
10 minutes**

- ✓ Review data
- ✓ Make

**OBSERVATIONS –
Facts Only...**



Analyze Baseline Data

Handout
p.8 Step 2 and p.9



STEP 2

4 Rounds @ 5 minutes each

Round 1

Talk about what the data told them about their student's areas of strength and weakness? For example,...

"Based on this data, I/we believe the students our focus should be on, should be... because..."

RECORDER: Record main points from this round on the poster paper provided.

Round 2

What are the implications of this data on annual goal setting, for both teaching and student learning growth target(s)? For example ...

"What initial goal(s) could be set to support student growth?"

RECORDER: Record main points from this round on the poster paper provided.

Round 3

What help or support might you need to enact these goals? For example ...

"I would love to get professional development or support for..."

RECORDER: Record main points from this round on the poster paper provided.

Round 4

What insight(s) and aha(s) did you gain from this discussion? For example ...

"Based on all of this, I think that I might..."

RECORDER: Record main points from this round on the poster paper provided.


Develop a Rigorous and Realistic SLG Goal

STEP 3

Handout
p.10 Step 3

15 minutes



 Based on the group's discussion complete these portions of the Teacher SLG Goal Setting Template:

- Content Standards/Skills
- Assessments
- Context/Students
- Baseline Data
- Student Growth Goal (Targets)

SLG Goal Approval Process Gallery Walk

Handout
p.10 Step 4

STEP 4



- POST YOUR SLG Goal
- PROVIDE FEEDBACK TO YOUR COLLEAGUES
 - Choose one aspect of the SLG Goal Checklist and and Provide **SPECIFIC and ACTIONABLE FEEDBACK**

Using the SLG Goal Quality Review Checklist

As a requirement of SB290 and the ESEA waiver, student learning and growth must be included as a significant factor of educators' summative evaluations. SLG goals are scored and the SLG performance level is determined. To ensure consistency in evaluations across the state, all districts must use the **SLG Quality Review Checklist** to ensure goals are complete for scoring.

Note: The guiding questions included in this checklist are provided for training purposes. They are not part of checklist that is required for use by districts.

SLG Goal Quality Review Checklist (Modified)

Baseline Data	Yes	No
Is baseline data used to make data-driven decisions for the SLG goal, including student information from past assessments and/or pre-assessment results? Going deeper: Did you...		
• Identify sources of information about students (e.g., test scores from prior years, results of pre-assessments)?		
• Draw upon trend data, if available?		
• Summarize your analysis of the baseline data by identifying student strengths and weaknesses?		

15 minutes


Exit Ticket

Exit Ticket

How to help your teachers set rigorous student learning and growth (SLG) goals – August 6, 2015

Please pick the three areas where you could use the most support and rank them.

Areas for Further Support	Priority (1, 2, and 3)
Deep dive into select components of the template	
Critical review of examples from other OR districts	
Critical review of examples from other states	
Assessment literacy	
Data literacy for this context	
Common target setting methods	
Scoring SLGs goals	
Taking student attendance into account	
Practice with the overall rating matrix	
More writing workshops	
Longer writing workshop	
Writing workshop using our own data	
Inter-rater reliability	
How to have effective PLCs for this process	
Reporting to the state	
Pre- and post-conferences – principles and practice	
Effective feedback – principles and practice	
Difficult conversations – principles and practice	
Other:	
Other:	
Other:	



Please
rip it
off, fill
it in,
and leave
it on the
table

Contact

Oregon Department of Education

Brian Putnam
Education Specialist
Office 503.947.5806
brian.putnam@state.or.us

Sarah Martin
Educator Effectiveness
Education Specialist,
Instructional Resources
Office 503.947.5668
sarah.martin@state.or.us

Sarah Phillips
Educator Effectiveness
Education Specialist
Office 503.947.5783
sarah.phillips@state.or.us

Education Northwest

Mark Endsley
Senior Advisor
Education Northwest
Office 503.275.9643
mark.endsley@educationnorthwest.org

Hella Bel Hadj Amor, Ph.D.
Practice Expert: Education Policy and
Research
Education Northwest
Office 503.275.9587
hella.belhadjamor@educationnorthwest.org