

Street Photography in Black & White



Costume Party, 2002
by Mary Ellen Mark

Horst Hamann

- Cropping
- Leading Lines
- Love of architecture
- Vertical Framing using a panoramic film camera









Harry Callahan


- Design and the flat (2D) plane
- Lines and patterns
- Shadows, reflections and dramatic light











Vivian Maier

- Interactions between people
- Catching the moment
- Finding her place in the city
- Frame within the frame





























Mary ELLEN Mark

- Street Portraits
- Interact with Photographer
- Difficult subjects (poverty, homelessness)
- Eye level, depth and focus
- Costumes















Street Photography in Color



Joel Meyerowitz

- Color
- Crowds
- Complex, sometimes ambiguous interactions
- A sense of irony









ALL
SEATS \$2.00

SMOKING IN MEZZANINE ONLY



Ernest Haas

- Abstraction
- Design
- Reflections
- Size and scale
- Texture
- Slow shutter



























Boston Streets Collective

- Images from 2020-present
- Instagram
- All shot by local street photographers
- Digital, but in the tradition of great street photography
- B&W and color












CHIRMNO





























10 Tips for street photography
<https://www.youtube.com/watch?>

When you are shooting:

Look for

Light, Shapes, Colors, Abstraction,
Angles, Depth, People, Culture,
Fashion, Animals, Play, Action
Movement, Textures, Close ups,
Cityscapes
... whatever interests you.

Keep walking, keep exploring, and
keep clicking the shutter until you
find it.

Some final thoughts...

All great street photographers have something in common: they wander. They wait. They are ready. They look up, down and all around them.

‘It's more important for a photographer to have very good shoes, than to have a very good camera.’

Sebastiao Salgado