

S2

STREET

ART

WHAT IS STREET ART?

Street art is art which is created in a public space for the entertainment of the everyday person...

Examples of street art:

- **Graffiti**
- **Buskers**
- **Mimes**
- **Caricatures**
- **Living Statues**

WHERE CAN STREET ART BE FOUND

Street art can be found anywhere in the world.

Mostly found in big cities.

Have you seen any street art that you can tell the class about?







Glasgow street artist **Smug** created this mural that can be found on a gable end on High Street. Depicting a modern-day St Mungo and referencing the story of The Bird That Never Flew. Fittingly, the nearby Glasgow Cathedral is the final resting place of Glasgow's patron saint.





BANKSY

- Uses political humour in his artwork
- Uses icons and figures
- Uses stencils – mostly in black, white, red
- Has never revealed his identity – who do you think Banksy is?





With the person sitting beside you, take 5 minutes to discuss the meaning behind each of these **Banksy** artworks.







No Ball Games – Banksy (2009)

- Created on the side of a shop in London
- Was cut out from the wall in 2013
- Artwork was due to be auctioned off

Response from Banksy...

Please note

The 'Stealing Banksy' exhibition in London this weekend has been organised **without** the involvement or consent of the artist.

Banksy would like to make it clear - This show has got nothing to do with me and I think it's disgusting people are allowed to go around displaying art on walls without getting permission.

What do you think about this response from Banksy?
What point do you think he is trying to make?

RESEARCH TASK:

In 2004, Banksy produced 1 million pounds worth of £10 notes with the image of Princess Diana on the front instead of the Queen.

The notes were also altered to say 'Banksy of England' instead of Bank of England.

Banksy had planned to throw the notes from a building, but changed his mind after some notes, which were handed out at a festival, were actually used to buy things!

TASK:

Find an image of Banksy's bank note

How much are the notes worth now?

What was the most expensive piece of Banksy work ever sold?

What is counterfeit money? How much is found every year?

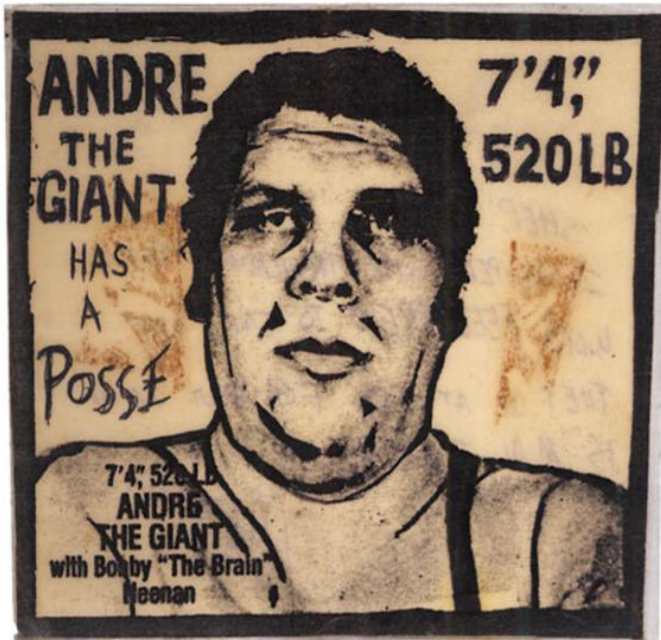
SHEPARD FAIREY

Born in 1970 in South Carolina, USA

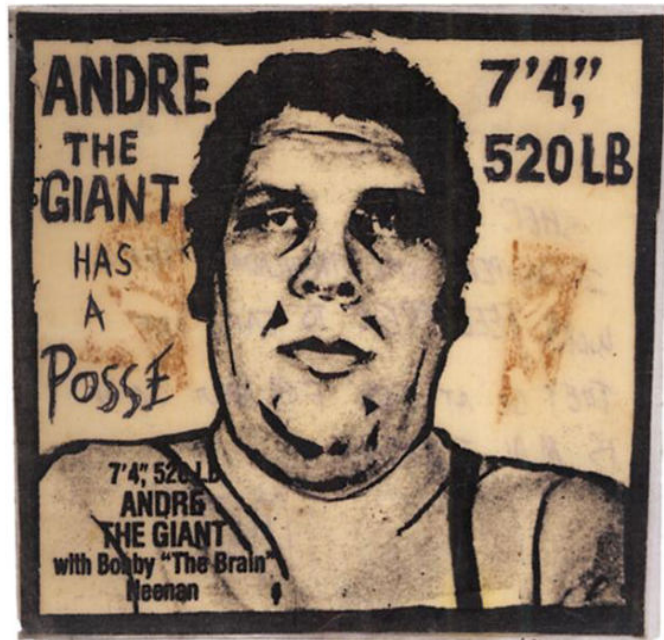
His drawings started to appear on skateboards and t-shirts

Uses stencils for his street art

One of the first images he used was a picture of Andre the Giant – this became his best known artwork. Do you recognise it?



SHEPARD FAIREY





KEITH HARING

- Born in Pennsylvania in 1958
- Inspired by cartoons such as Dr Seuss & Walt Disney
- He moved to New York and soon became influenced by the streets, subways, dance halls and graffiti
- He began to notice unused advertising panels in the New York subways and started creating artwork with chalk – sometimes creating up to 40 ‘subway drawings’ in one day!



STREET ART MURAL

Watch the video and try to spot at least 3 different materials that are being used.

NAME TAG PROJECT

Today, you will be starting to create your own 'name tag'

We have spoken about how many street artists use a 'tag' to claim their work – many use this as a way to stay anonymous.

- Choose your 'tag' name – please pick a school appropriate nickname for this. You may use your initials if you can't think of one but try and be imaginative.**
- Look at the following guidelines, choose one for your tag and sketch it out. - Remember to go lightly with your pencil and take up as much of the page as you can.**

TAG LAYOUT STYLES

by Graffiti Diplomacy

Layout refers to the way in which the parts of something are arranged.

Guidelines are lines used as a reference to show you where things go.

To create a layout draw two guidelines and put your tag letters in between them.





You can arrange the guidelines horizontally or vertically. The letters are placed between them either straight up and down or rotated at an angle. The guidelines can be parallel (at an equal distance apart). Or they can spread out wider at one end.



NEXT STEPS...

Now that you have sketched out your guidelines you should start to think about which font you would like to use.

The following slide has some fonts you can copy but you can create your own fonts too!



BUBBLE LETTER ALPHABET
BY GRAFFITI DIPLOMACY
visit us on the web
© graffiti-diplomacy.com
for free drawing lessons and coloring pages

Gifmania

