

TOKENS ARE OBJECTS/THINGS/STUFF
THAT IS IMPORTANT TO YOU!

FIND THEM...


TOKENS OF
YOUR LIFE


I CAN...

- ▶ Create an *still-life* using the principles of design


TO DO THIS I NEED TO KNOW...

- ▶ Principles of design...
 - ▶ You know this from Photo I...Remember!
 - ▶ Focal Point
 - ▶ FG, MG, BG
 - ▶ Repetition
 - ▶ Running off the page
 - ▶ Variety in size
 - ▶ Filling the space
 - ▶ Overlapping



(LT)  REFPPOND

don





IF YOU KNOW WHERE YOU CAME FROM, YOU UNDERSTAND HOW YOU GOT HERE, AND YOU CAN FIGURE OUT WHAT YOU WANT FOR YOUR FUTURE!

Mrs. Wargin

FIND 3 OBJECTS TO REPRESENT EACH STAGE OF YOUR LIFE

* 9 OBJECTS
TOTAL!

- ▶ Past
- ▶ Present
- ▶ Future



STEP 2 (LT Composition)

ARRANGE YOUR STILL-LIFE

- ▶ Include the Principles of Design to decide on how you will arrange the still-life!
- ▶ Goal- include 4!



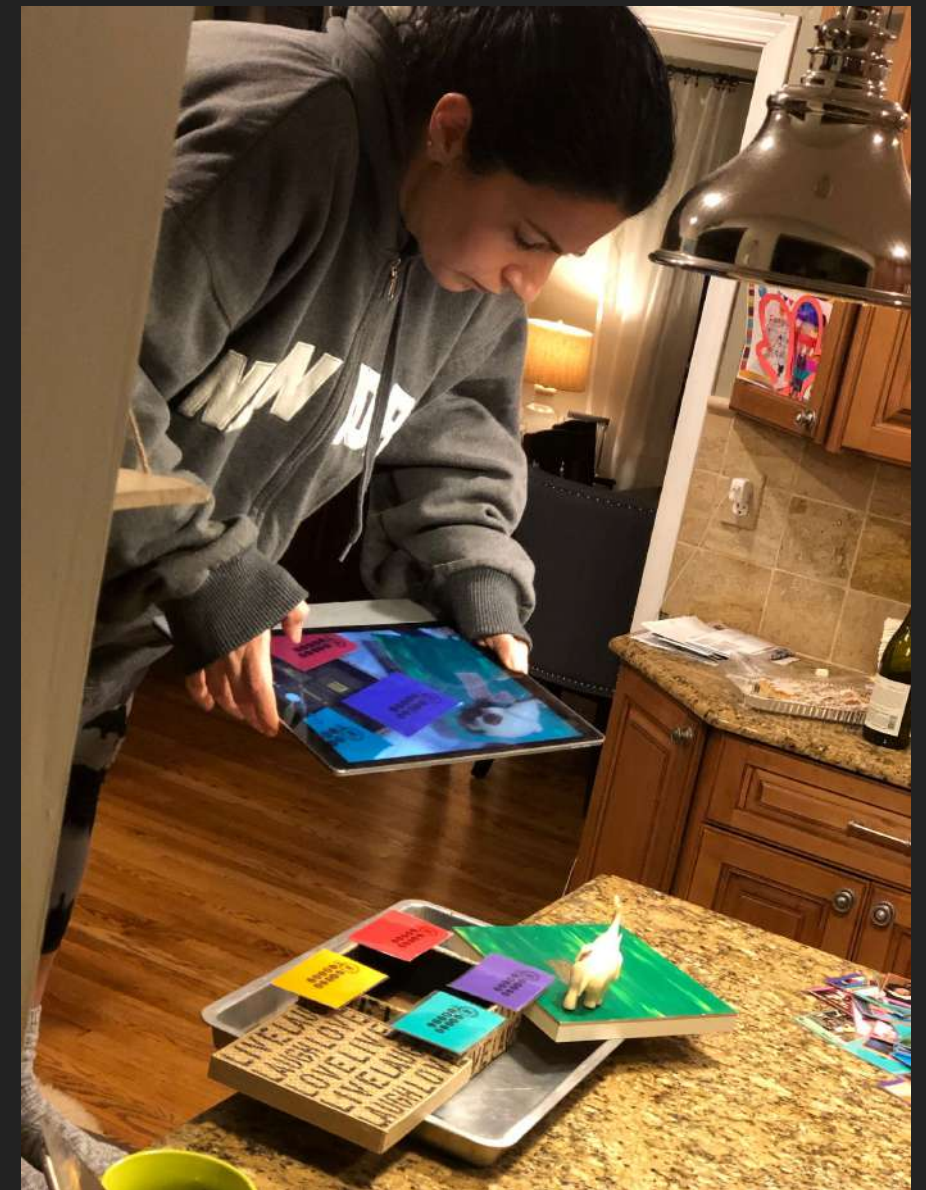

Student Examples

STEP 3 (LT Photographic Technique)

PHOTOGRAPH IT WITH YOUR IPAD/PHONE/CAMERA

▶ Remember the following:

- ▶ Angle
- ▶ Lighting
- ▶ Background



← my example 😊

EDIT YOUR IMAGE

- ▶ Remember your flow



Photoshop Fix (Tutorial for you!)

- ▶ Basic Edits:
 - ▶ Composition
 - ▶ Contrast
 - ▶ Color
 - ▶ Photographic Details: Burning & Dodging, Repair (Cloning, Healing, etc)

Before



After



STEP 5 (LT CONNECT)

ADD YOUR IMAGE TO SHOWBIE BIN

- ▶ Add a comment that answers the following:
 1. Why did you choose these objects.
 2. What each of the objects represent.
- ▶ Voice Note or Written or your own screen cast, drawing on your image showing your process.



Student example

