

# State of the District



September 25, 2017

# State of the District Facts...

- General Fund Budget \$151,778,035
- Student Enrollment 17,793
- Certified Employees 1,353
- Non-Certified Employees 719

# Profile of the South Carolina Graduate



## **World Class Knowledge**

- Rigorous standards in language arts and math for career and college readiness
- Multiple languages, science, technology, engineering, mathematics (STEM), arts and social sciences

## **World Class Skills**

- Creativity and innovation
- Critical thinking and problem solving
- Collaboration and teamwork
- Communication, information, media and technology
- Knowing how to learn

## **Life and Career Characteristics**

- Integrity
- Self-direction
- Global perspective
- Perseverance
- Work ethic
- Interpersonal skills

District/Superintendent  
Goals

Students' Goals

Schools' Goals

Teachers' Goals

Principals' Goals

# Academic Celebrations

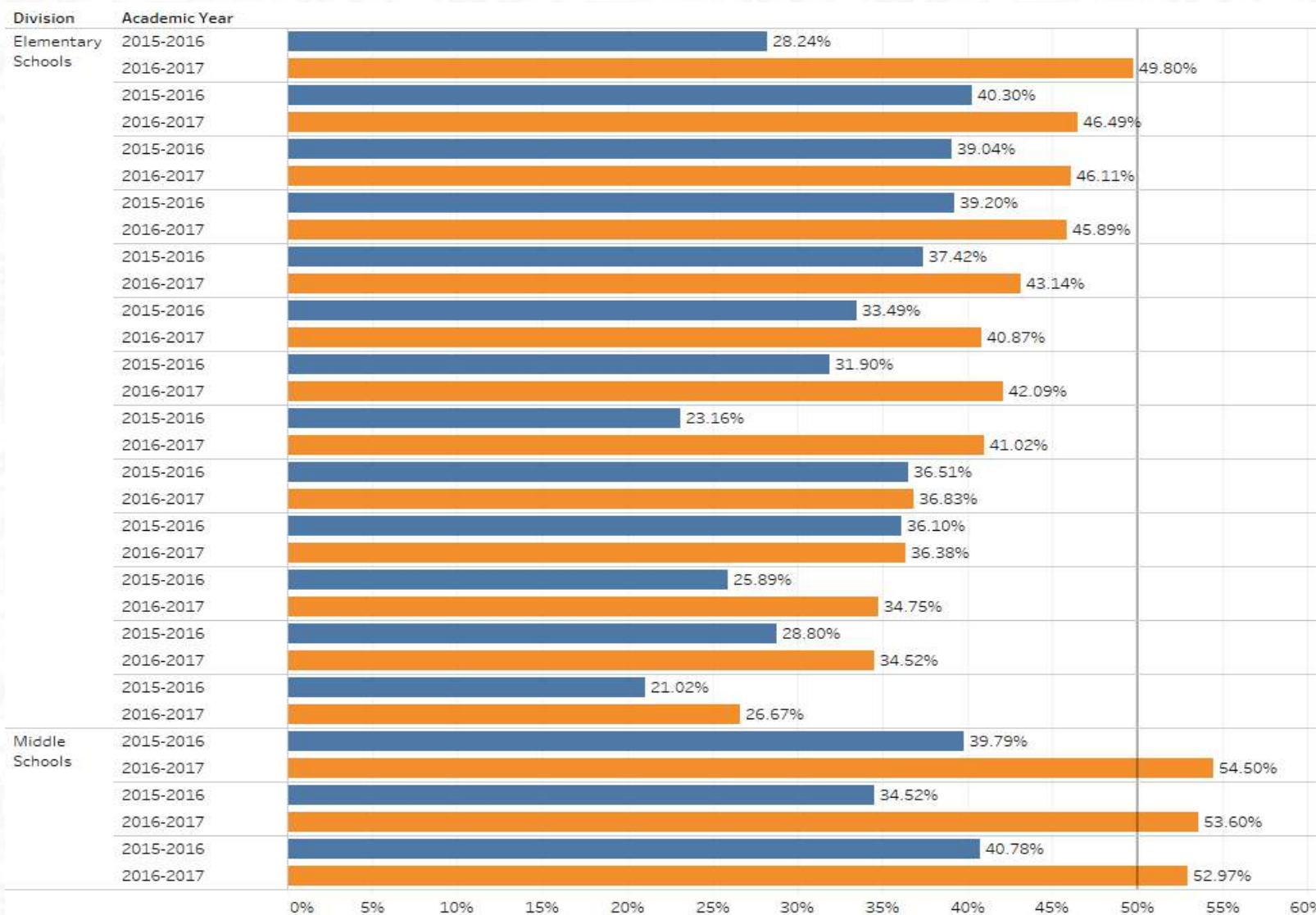
- Implementation of *Accelerate* (Governor's School for Science and Mathematics program at South Pointe High School)
- Expanded partnerships with York Technical College and Winthrop University
- Collaborative summer Professional Learning Opportunity for teachers and administrators
- Successful Summer Reading Camp

# MAP Math Growth

- 13 elementary schools and 3 middle schools demonstrated an increase in math growth from Spring 2016 to Spring 2017.



# MAP Math Growth

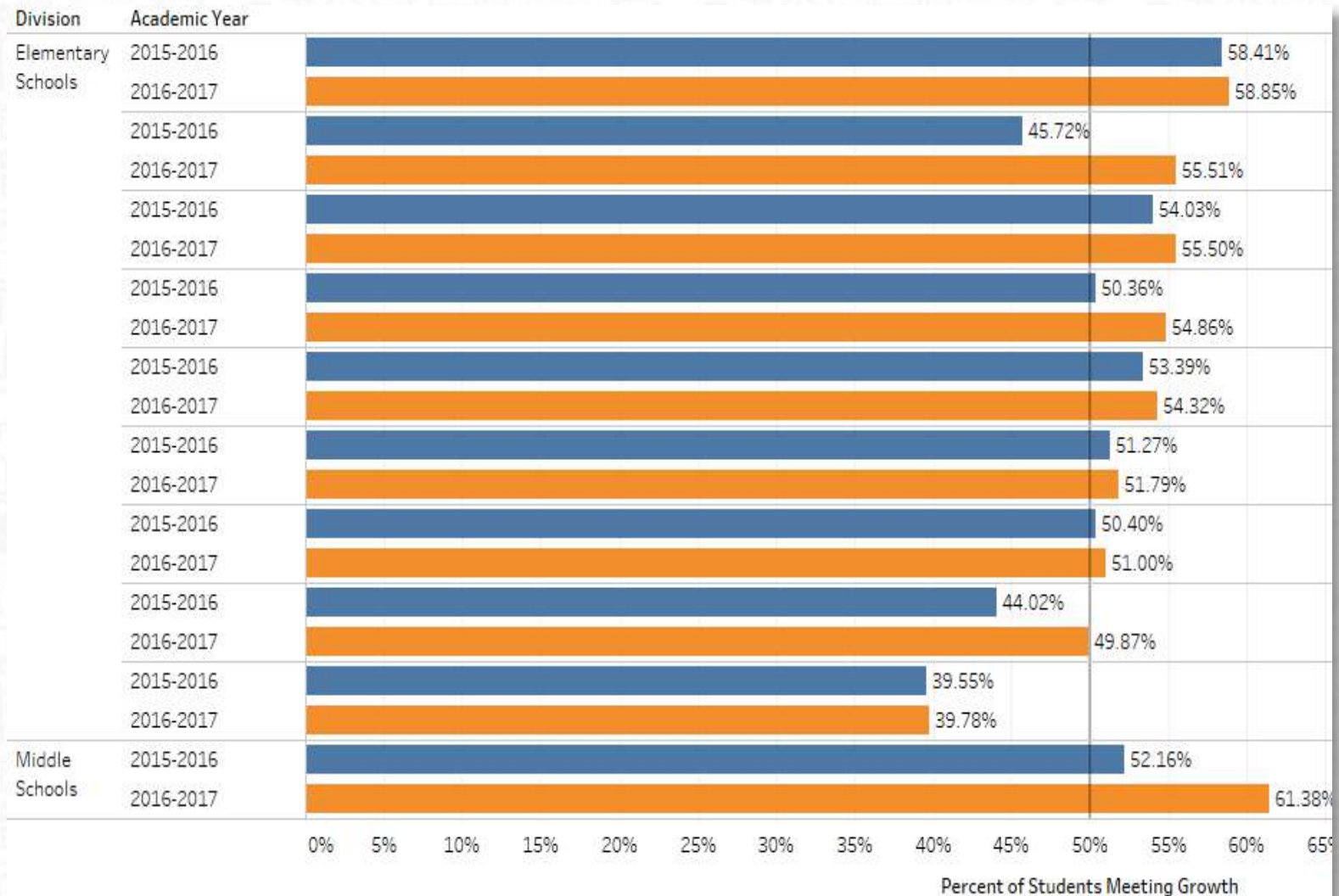


# MAP Reading Growth

- 7 elementary schools exceeded expectations in the percentage of students meeting the projected growth target
- 9 elementary schools demonstrated increased growth from Spring 2016 to Spring 2017
- 4 middle schools exceeded expectations in the percentage of students meeting the projected growth target
- 1 middle school demonstrated increased growth from Spring 2016 to Spring 2017



# MAP Reading Growth



# District MAP Achievement Spring 2017

	Low	Average	High	
Math	38.80	35.25	25.95	
Reading	31.16	34.09	34.74	

*Based on normal distribution, the goal is to achieve 33 / 33 / 33 percent.*

# Elementary Fountas & Pinnell Data

Percentage of Students Reading On or Above Grade Level at the End of 3rd grade as measured by Fountas and Pinnell

2014	2015	2016 Goal	2016 Actual	2017 Goal	2017 Actual
56.85%	66.09%	87%	78.53%	87%	79.33%

Grade Level	2015	2016	2017
Kindergarten	79.88%	n/a	n/a
First Grade	76.57%	76.31%	74.61%
Second Grade	75.49%	81.53%	76.59%
Third Grade	76.32%	78.53%	79.33%
Fourth Grade	73.46%	75.67%	73.27%
Fifth Grade*		65.32%	72.36%
*Fifth grade did not begin census testing until the 2015-2016 academic year.			

# Elementary Academic Interventionist

## F&P Growth

### Students Served by Elementary Academic Interventionist in Reading

#### Average F&P Growth Shown by Students Served in Reading

3.42

Average F&P Growth

#### F&P Growth - Number of Students by Growth Category

F&P Growth Category

Negative Growth

#: 1

Maintained Position

#: 11

Grew Between 1 and 5 Levels

#: 101

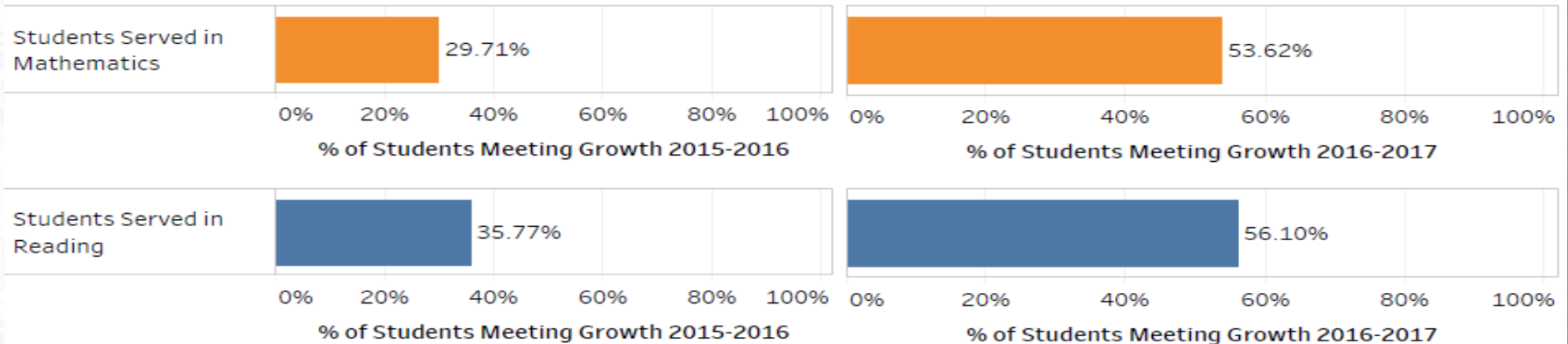
Grew More than 5 Levels

#: 20



# Elementary Academic Interventionist

NWEA MAP Two-Year Data Comparison of Students Served by Academic Interventionist  
Percentage of Students Meeting Fall to Spring Growth



## Growth Comparison - Reading

2015-2016

2016-2017

14.29	11.56	-2.73	11.91	12.26	0.35
Average Projected Growth	Average Observed Growth	Average Growth Index	Average Projected Growth	Average Observed Growth	Average Growth Index

## Growth Comparison - Mathematics

2015-2016

2016-2017

16.14	12.99	-3.15	13.62	13.23	-0.39
Average Projected Growth	Average Observed Growth	Average Growth Index	Average Projected Growth	Average Observed Growth	Average Growth Index



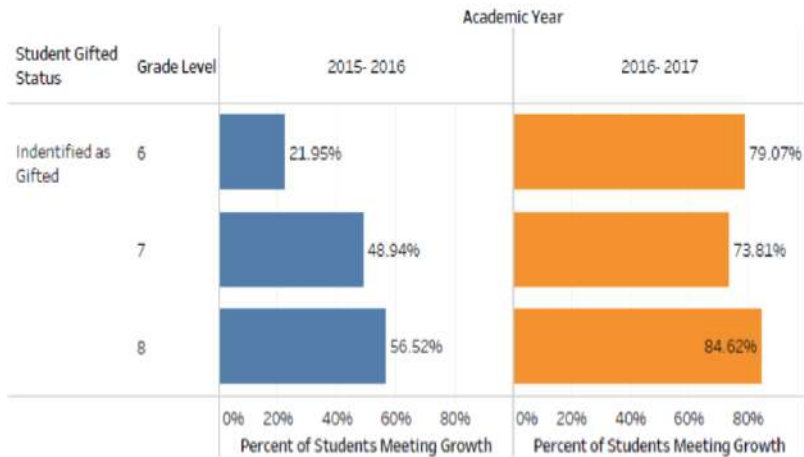
# Middle School GT

- All middle schools are serving 6<sup>th</sup> grade students in area of giftedness (math or ELA)
- Successful pilot at Rawlinson Road during 2016-2017



# Rawlinson Road GT Program

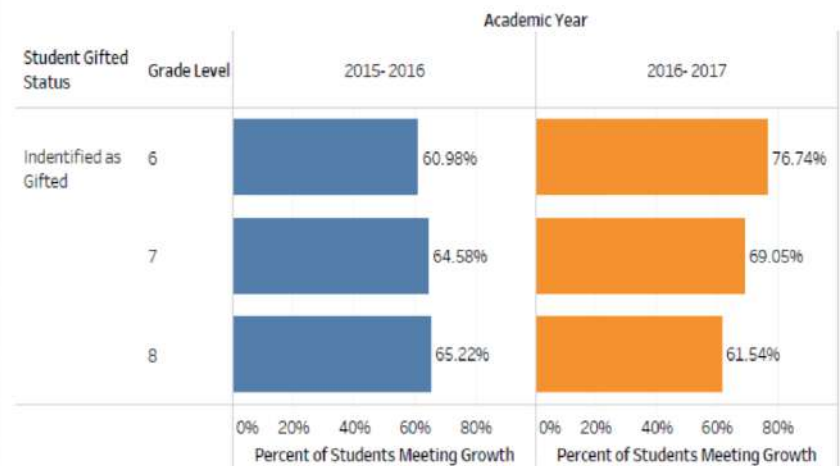
Percentage of Students Meeting Growth  
Spring to Spring - Mathematics



Average Growth Index and Projected Growth  
Spring to Spring - Mathematics

Student Gifted Status	Grade Level	Academic Year			
		2015- 2016		2016- 2017	
		Average Projected Growth	Average Growth Index	Average Projected Growth	Average Growth Index
Identified as Gifted	6	2.90	-4.27	3.33	2.93
	7	3.89	0.40	3.98	1.98
	8	3.04	0.61	3.17	3.10

Percentage of Students Meeting Growth  
Spring to Spring - Reading



Average Growth Index and Projected Growth  
Spring to Spring - Reading

Student Gifted Status	Grade Level	Academic Year			
		2015- 2016		2016- 2017	
		Average Projected Growth	Average Growth Index	Average Projected Growth	Average Growth Index
Identified as Gifted	6	2.29	-0.46	2.44	2.42
	7	2.15	1.38	2.19	2.33
	8	2.09	2.11	2.06	1.62

# High School

- Each high school and our district increased the graduation rate from prior year.



# AP Scores Pass Rate

- Biology
- Calculus AB
- Chemistry
- English Language
- English Literature
- European History
- Spanish Language and Culture



# Other Highlights

- Recognized as a top 10 digital school district nationwide by the Center for Digital Education
- Member of the League of Innovative Schools/Digital Promise
- National K12 Safety Director of the Year



**Digital Promise**

Accelerating Innovation in Education



# Communications

- Implemented online registration district-wide
- Continued communications through a variety of mediums:
  - Facebook “likes” - 8,655
  - Twitter “followers” - 2,578
  - Instagram “likes” - 475
  - Mobile App Downloads- 8,367
  - District website visits 669,932 during FY17



# Board Communications

- Community Visits of all Schools Annually
- Weekly Hotline
- Tour of Construction Sites (Spring 2017)
- Monthly Meetings with Board Members and Superintendent
- Notification of Significant District Events

# Family & Stakeholder Engagement

- Community Meetings for General Fund Budget (Saluda Trail, York Road, Rock Hill High)
- Community Meetings for Schools of Choice (arts feasibility)
- SIC meetings at some schools and a District SIC meeting
- Each elementary school visited by Superintendent to open card doors- greeting students and parents

# Family & Stakeholder Engagement

- District middle schools participated in Teen Career Exploration Opportunity (C.E.O) Day
- Co-sponsor of regional symposium "The Choking Game"
- District participated in Knowledge Park Innovative STEM Grant
- Math Science Partnership Grant with York Tech and Winthrop
- Attend Winthrop Convocation
- Mayor's Monthly Breakfast

# Family & Stakeholder Engagement

- Superintendent videos to staff and community
- myRHSDstory videos
- Alumni Spotlights
- Community Speaking Engagements
- Monthly *School Talk* sessions
- Guests on WRHI *Straight Talk* and *Palmetto Mornings*
- Charrette Planning for Arts, Language Immersion, Montessori, STEAM, and District Office



# Family & Stakeholder Engagement

- Students have served on advisory committees:
  - Calendar Committee
  - Superintendent's Advisory Committee (met four times during 2016-2017)
- Teacher of the Year Forum:
  - Teachers met with Superintendent four times during 2016-2017

# Finance

- Ended FY 15-16 with an unqualified opinion from Greene, Finney and Horton
- Ended the FY 15-16 year with a General Fund Balance of \$30,487,181
- Worked with our CFO and Financial Advisor to calibrate our sinking fund which allowed the District to issue an additional \$7 million in General Obligation bonds without increasing debt millage

# Operations

- Implemented Choice Transportation System
- Continued *Build on the Rock* renovations and new construction.
  - New Montessori Building
  - New Language Immersion School
  - Major Renovations to Ebinport, Ebenezer Avenue, Northwestern, Rock Hill High, Sullivan Middle School, and the Applied Technology Center
  - STEAM Maker Space and other renovations to South Pointe High School, Saluda Trail Middle School and Oakdale Elementary School

# Personnel

- Annual District Recruitment Fair
- College Recruitment Fairs Winthrop University Partnership
- New Teacher Induction Program
- Mentors
- Community Welcome
- *Learning to Rock*
- Early Contracts Offered
- Faculty/Staff Evaluations

# Planning & Student Services

- District-wide 4K & 5K Registration
- Demographic and Student Activity Studies Completed
- Implemented new Foster Care requirements and Erin's Law
- 100% of students in Rebound Alternative Program promoted to next grade.
- Completed District/Board review of all J Policies



# Civic & Community Involvement

- Early Learning Partnerships Board  
(representing York County Superintendents)
- Rock Hill Chamber of Commerce Government Taskforce
- Olde English Consortium (Chair of Superintendent's Division)
- Rock Hill Rotary Club (President-Elect)
- SCASA Superintendent's Division (Secretary)
- State Accountability Plan
- United Way of York County

# Professional Learning

- SCASA Superintendent Roundtable Events
- League of Innovative Schools (Baltimore, Maryland and Cleveland, Ohio)
- National School Board Association
- AASA Conference (American Association of Superintendents)

# 2017 Projects....

- Salary Study (Teacher Salary, OT/PT, Maintenance/Custodians)
- Gifted and Talented Review
- Equity Committee Review

# Superintendent's Goals FY 17

- **Academics**

- Continue to use the Profile of the S.C. Graduate as a guide for students in Rock Hill Schools **Continues**
- Revise Assistant Principal Academy for secondary school administrators **New program being implemented**
- Implement a K-12 STEAM program **Ongoing**
- Implement a successful Inquiry program at Ebenezer Avenue **Completed**

# Superintendent's Goals FY 17

- Academics

- Review GT program district-wide **Complete and addressing audit recommendations**
- Require all principals conduct a minimum of 100 classroom walk-throughs during FY17 and document the walk-throughs in Classroom Mosaic **Continues**
- Maintain good standing with International Baccalaureate for five schools **Ongoing - Sullivan Middle School was reauthorized**



# Superintendent's Goals FY17

- **Academics**

- Prepare for IB Reauthorization visit for Sullivan Middle School **Complete**
- Support District staff in Language Immersion training and preparation for consolidation of program **In progress**
- Develop an evaluation matrix for all Choice programs  
**In progress**
- Continue review of District departments

# Superintendent's Goals FY 17

- **Academics**

- Strengthen the partnership among York Technical College and Winthrop University to develop additional articulation agreements **In progress**
- USC-Lancaster Dual Credit Partnership
- BMX World Cup Partnership **Complete**

# Superintendent's Goals FY 17

## Communications

- Research the possibility of online registration for the FY18 school year **Implemented Fall 2017**
- Improve reliability and accuracy of information on school and District websites **On-going**

# Superintendent's Goals FY 17

## Finance

- Develop a 5-Year Financial Plan for District **In progress**
- Prepare a balanced budget for the FY 18 school year **Completed**
- Continue to identify more efficient ways for daily operations (work flow, travel forms) **In progress**

# Superintendent's Goals FY 17

## Operations

- Continue Build On the Rock (Capital Plan voted on in May 2016) **Continues**
- Complete the Facilities Study (Complete 10-year Master Plan (Facilities and Demographic Study) **In progress**
- Revise Procurement Code **In progress pending board approval**
- Implement school security/safety assessment program **Complete**



# Superintendent's Goals FY 17

## Technology

- Continue implementation of Technology Plan  
On-going
- Distribute laptops for students in grades 7-8  
Complete
- Identify replacement for elementary devices  
Complete

# Superintendent's Goals FY 17

## Personnel

- Educate all personnel on signs of child sexual abuse (Darkness to Light- Stewards of Children) fall 2016 and ongoing **Implemented and ongoing**
- Continue to review of G policies **In Progress**
- Implement online application tracking and management system **Complete**

# Superintendent's Goals FY 17

- Apply to host a League of Innovative Schools visit
- Support applications for other accomplishments (Blue Ribbon Schools, Transform SC, AdvancEd STEM, etc.) **Castle Heights reauthorized as National School to Watch**

# Opportunities:

- State Standards
- New Assessment
- Teacher and Principal Evaluations
- Funding (Retirement and Healthcare costs)
- Fidelity of PLCs
- Choice
- Equity
- Recruitment and retention