

# Riverview School District State of the District – July 2015

Superintendent's Report

# Report Contents

- Financial Status
- Grounds and Facilities Report
- Student Enrollment / Trends
- Staffing
- Academics and Programming
- Student Achievement Data / Trends
- 2014 – 2015 Highlights
- Strategic Plan
- 2015 – 2016 School Year
- Team Approach

# Financial Status

2014-2015	2015-2016	
Budget: \$19,951,586	Budget: \$20,369,403	
Fund Balance: \$1,618,386 (4.2%) Committed \$786,987 Unassigned \$839,399	Fund Balance: \$1,830,999 Committed: \$286,987 Unassigned: \$1,360,979	
Aid Ratio: .4615 Millage: 22.4462 Value of Mill: \$572,910 Average Taxes on \$100,000 home: \$2,244.62	Aid Ratio: .4522 Millage: 22.4462 Value of Mill: \$580,245 Average Taxes on \$100,000 home: \$2,244.62	Other Considerations
Bonds: \$11,750,000 (2005, 2010A, 2010B)  <u>Charter School Costs:</u> 13-14 Charter School \$156,251 14-15 Charter School \$130,905+ not including June bills	Bonds: \$15,450,000 (2010A, 2010B, 2015A, 2015B) Floated 2005 Bond	<ul style="list-style-type: none"> <li>• Continue to monitor transportation costs/contract.</li> <li>• Continue to monitor delinquent tax efforts.</li> <li>• Continue to provide ESL with current staff.</li> <li>• Creation of Education Foundation in process.</li> <li>• Charter/Cyber Students – plan to bring back; reduce tuition costs</li> <li>• Special Education Classroom – reduce tuition/transportation costs</li> </ul>
	Actual Instructional Expense Per ADM (2013-14) = \$9,883.07	
	Impacted mainly by personnel: <ul style="list-style-type: none"> <li>• # of employees / # of students</li> <li>• Class sizes</li> </ul>	

# “2014” State of District Facility Needs Reflection Questions....

- How are we lengthening the useful life of our current facilities?
- How can we use preventative maintenance to protect our investment and gain efficiency?
- Are we addressing areas where energy performance can be upgraded to reduce ongoing costs?
- What urgent maintenance needs do we have?
- What future needs do we anticipate in order to meet educational and strategic planning needs?

# Grounds and Facilities

2014-2015	2015-2016	
<p>Buildings- (Age)/Rated Capacity</p> <ul style="list-style-type: none"> <li>Tenth Street – (1925)/500</li> <li>Verner – (1937)/300</li> <li>JHSH – (1954)/600</li> </ul> <p>Total Capacity = 1400 Number of Students = 1025</p>	<p>Buildings- (Age)/Rated Capacity</p> <ul style="list-style-type: none"> <li>Tenth Street – (1925)/500</li> <li>Verner – (1937)/300</li> <li>JHSH – (1954)/600</li> </ul> <p>Total Capacity = 1400 Number of Students = 1000</p>	<p><b><u>Renovation History:</u></b> Tenth St - 1960, 1990, 2002 Verner - 1975, 1990, 2002, 2013 (safety project) JHSH – 1990, 1998, 2013 (locker room)</p> <p>Summer 2015 Projects in Process</p> <p><b><u>Future Considerations:</u></b> Potential Special Education Classroom? PDE enrollment projections? District Cyber/Charter School</p>
		<p><b><u>Current Renovations</u></b> Roofs, HVAC, Windows, Carpet, HS, Painting, Library, Grounds, Repairs</p>
Other Facility Contracts Include:	<ul style="list-style-type: none"> <li>Riverside Park -\$9,000 plus supplies and other misc. exp.</li> <li>Cribbs Field – Permit, Verona</li> <li>William McKinley - \$400/yr. (Penn Hills)</li> </ul>	<p><b>Preventative Maintenance Plan being created!</b></p>

## HISTORICAL Student Enrollment/Staffing/Projections

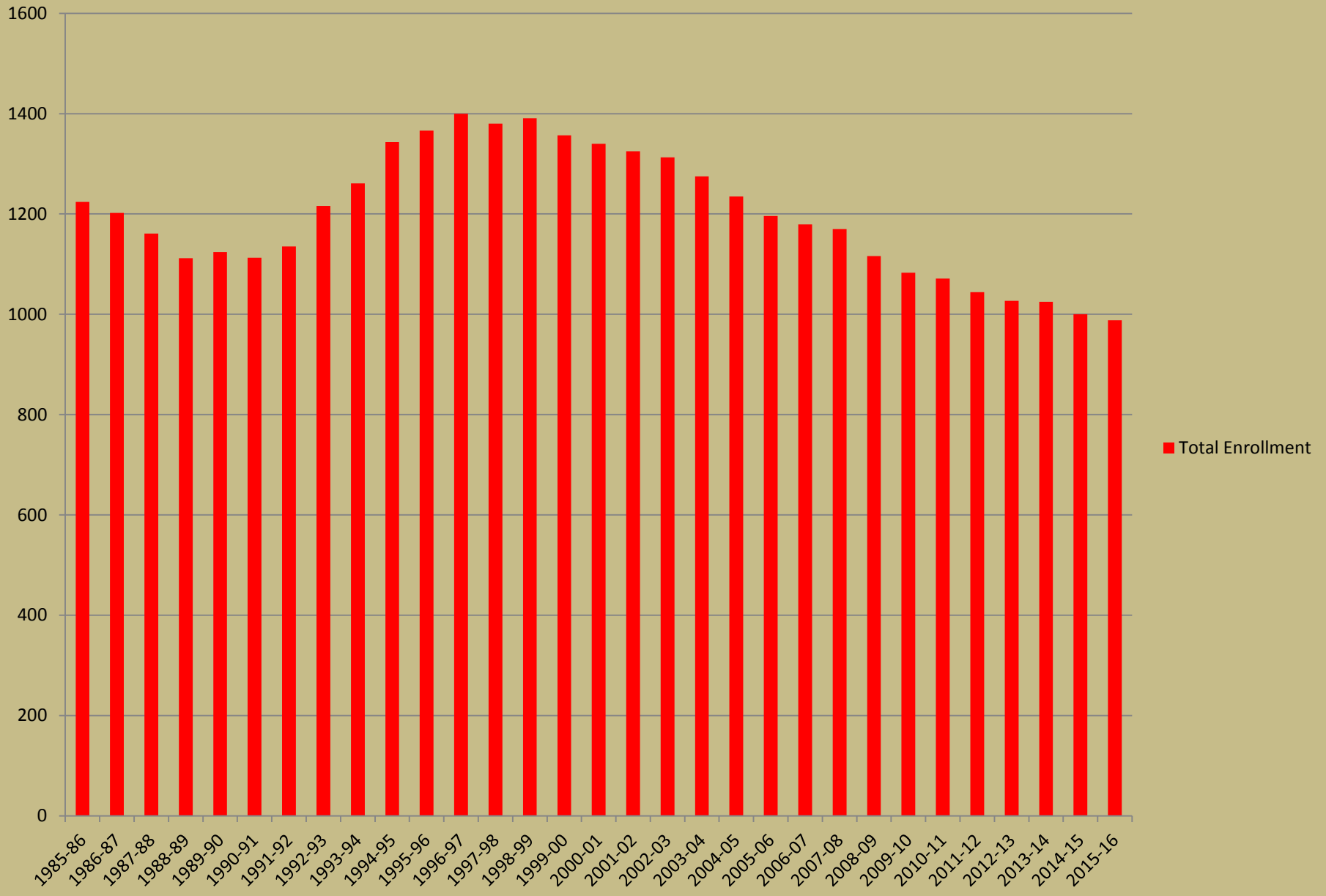
According to AIU3/Allegheny County Enrollment Data, From 2008 to 2012 RSD had a 7.6% decrease in student enrollment.

From 1985 to 2015 enrollment decreased overall by 224 students.

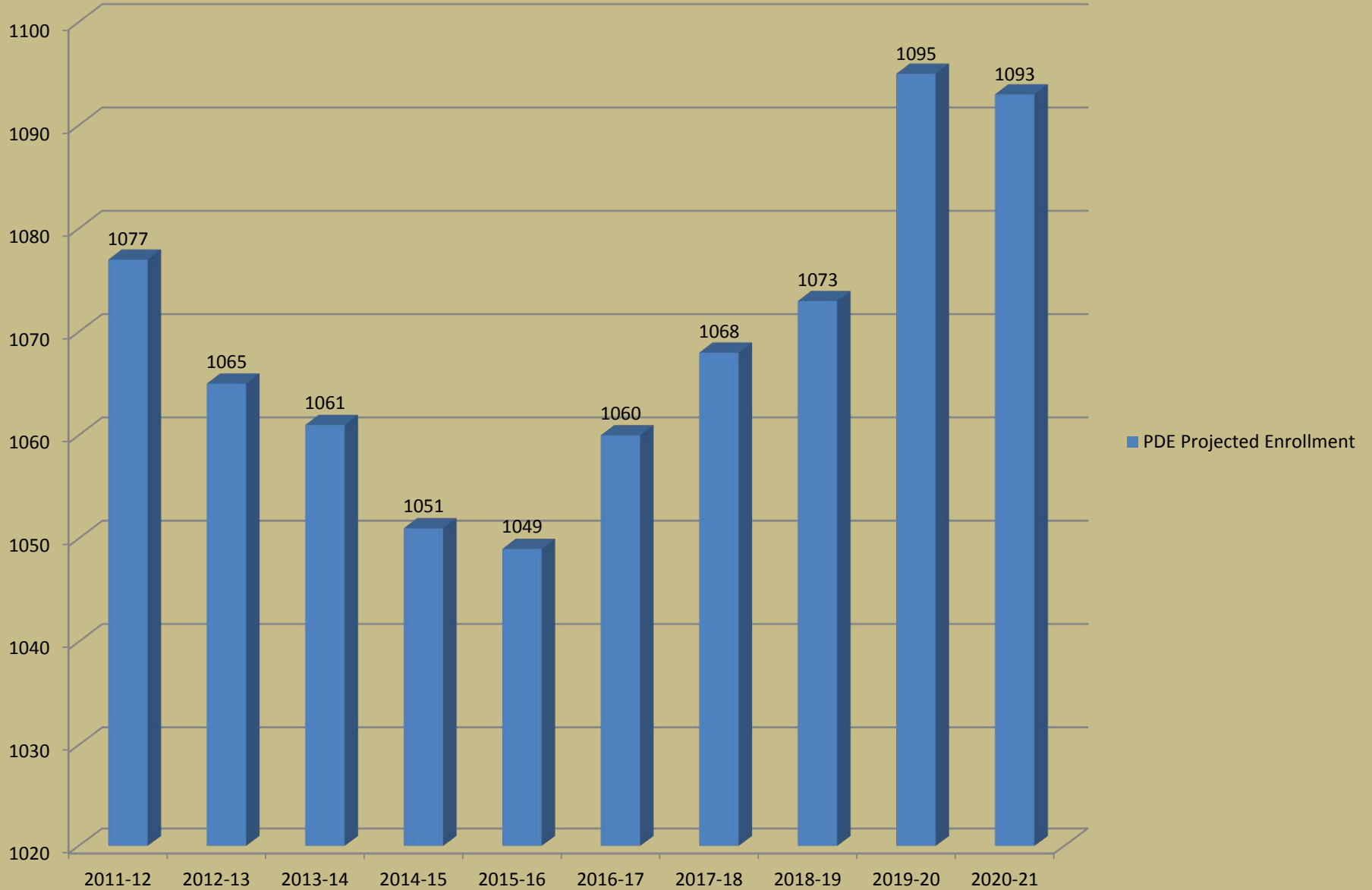
\*Note: PDE projections for prior years have been OVERESTIMATED by PDE - between 33 and 50 students each year - compared to the actual enrollment .

Year	Total Enrollment	Change	Total Classroom Teachers	Elem Teachers	Secondary Teachers	Nurses	Music Teachers	Art Teachers	Guidance Teachers	Library Teachers	PE/Gym Teachers	Total Teachers
1985-86	1224											
1986-87	1202	-22										
1987-88	1161	-41										
1988-89	1112	-49										
1989-90	1124	+12										
1990-91	1113	-11										
1991-92	1135	+22										
1992-93	1216	+81										
1993-94	1261	+45										
1994-95	1343	+82										
1995-96	1366	+23										
1996-97	1400	+34	79	41	38	1	2	4	2	2	3	93
1997-98	1380	-20										
1998-99	1391	+11										
1999-00	1357	-34	89.5	48	41.5	1	2	3	3	2	4	104.5
2000-01	1340	-17										
2001-02	1325	-15										
2002-03	1313	-12										
2003-04	1275	-38	90	46	44	1	3	3	3	2	4.46	106.46
2004-05	1235	-40	88	45	43	2	3	3	3	2	4.46	105.46
2005-06	1196	-39	89.5	45.5	44	2	4	3	3	2	4.55	108.05
2006-07	1179	-17										
2007-08	1170	-9	89.5	45.5	44	2	4	3	5	2	4.71	110.21
2008-09	1116	-54										
2009-10	1083	-33	84	42	42	2	4	3	5	2	4.71	104.71
2010-11	1071	-12	84	42	42	2	4	3	5	2	4.71	104.71
2011-12	1044	-27	84	42	42	2	4	3	5	2	4.81	104.81
2012-13	1027	-17	82	40	42	2	4	3	5	2	4.65	102.65
2013-14	1025	-2	76	39	37	2	4	3	5	2	4.55	96.5
2014-15	1000	-25	75	39	36	2	4	3	5	2	4	95
Current	Enrollment	Based					On RSD	Current	Enrollment	Registration	Numbers	6/18/15
2015-16	988	#s change over the summer										
*PDE Projected	Enrollment	Based					PDE	Projected	Numbers	---	---	---
2016-17	1060											
2017-18	1068											
2018-19	1073											
2019-20	1095											

## Actual Enrollment

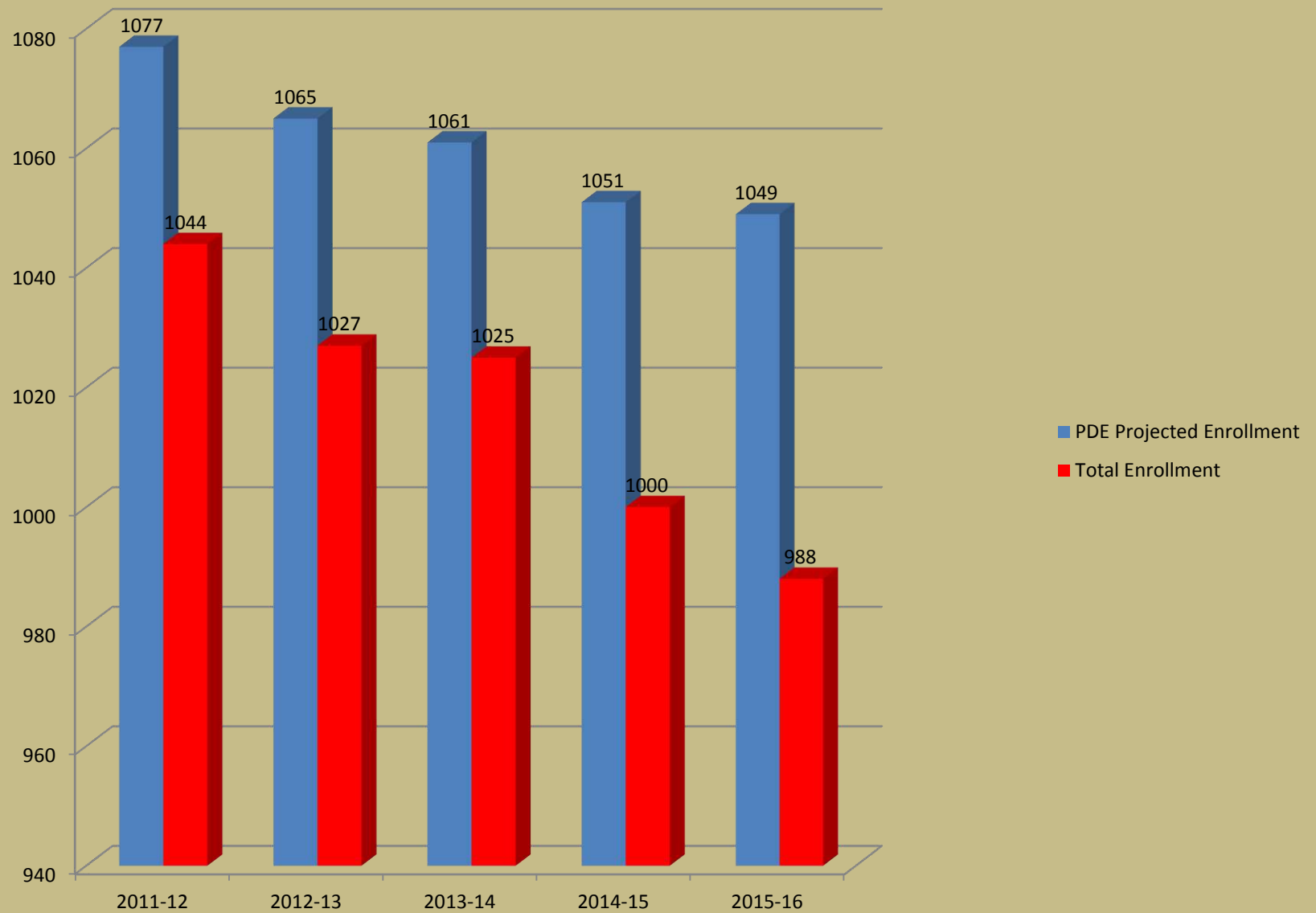


## PDE Projected Enrollment





## Projected/Actual Enrollment Comparison



# Overall Staffing

2014-2015	2015-2016	
Superintendent Business Manager 5 Administrators 95 Teachers 5 FT and 23 PT Paraprofessionals 4 Secretaries 2 Technology Assistants 10 Custodians	Superintendent Business Manager 5 Administrators 95 Teachers 5 FT and 23 PT Paraprofessionals 4 Secretaries 2 Technology Assistants 10 Custodians	<ul style="list-style-type: none"> <li>• ESL will continue to be supported using our own staff.</li> <li>• Contracted service of Director of Facilities to address maintenance/grounds needs and develop District Wide Maintenance Plan.</li> <li>• If outside placement Special Education classes are brought in-house, additional staff will be needed.</li> <li>• If Cyber/Charter school is brought in house, additional staffing may be needed.</li> </ul>
	<b>Employee Contracts:</b>  2013-2014 <ul style="list-style-type: none"> <li>• Negotiated/Approved Early Bird Teacher Contract (2014 – 2018)</li> </ul> 2014-2015 <ul style="list-style-type: none"> <li>• Negotiated/Approved RESPA Contract (2013 – 2019)</li> <li>• Approved Act 93 Agreement (2015-2019)</li> </ul>	

## Academics and Programming

2014-2015	2015-2016	
Graduation Requirements: 26.5 credits Gifted/Enrichment Special Education ESL RCEPs Forbes Vo Tech – 33 Students 31 HD, 2 FD Charter School Students = 21 (23 in 13-14)	Graduation Requirements: 26.5 credits Gifted/Enrichment Special Education ESL RCEPs Forbes Vo Tech – 33 Students 31 HD, 2 FD Charter School Students = 18	2015-16 Subgroup Data to date: <ul style="list-style-type: none"> <li>• Gifted = 81 (JHSH-35, T-37, V-9)</li> <li>• Special Education = 132 (JHSH-70 T-30 V-32)</li> <li>• ESL = 6 (JHSH - 1 T-5 (2A,3S) V- 0)</li> </ul>
New Courses: 21 <sup>st</sup> Century Learning-Gr. 8, Mentoring Enhancements	New Courses: SAT/ACT, STEM Gr. 7 & 8, AP Psychology, AP Calculus, Keystone Project	4 new in 2013-14 (Music & Dance, 21 <sup>st</sup> Century Gr. 7, Special Topics in Soc. St., Life Skills Grant, AP Probability and Statistics)
AP Courses – Total of 8 <ul style="list-style-type: none"> <li>• 2 English</li> <li>• 2 Social Studies</li> <li>• 2 Science</li> <li>• 1 Computer Science</li> <li>• 1 Math</li> </ul>	AP Courses – Total of 10 <ul style="list-style-type: none"> <li>• 2 English</li> <li>• 3 Social Studies</li> <li>• 2 Science</li> <li>• 1 Computer Science</li> <li>• 2 Math</li> </ul>	
Junior High Transition Program Middle School Embedded Model Additional Math Pathway courses		
Elementary- <ul style="list-style-type: none"> <li>• Reading Series: Harcourt Story Town</li> <li>• Math Series: Everyday Math, K-5; Connected Math, 6</li> <li>• Science: Asset Science and Glenco, 6</li> </ul>	Elementary- <ul style="list-style-type: none"> <li>• Reading Series: Reading Street; Spec. Ed. Sidewalks-Reading Street</li> <li>• Math Series: Everyday Math, K-6</li> <li>• Science: Asset Science (Module Adjustments in Gr. 5 &amp; 6</li> </ul>	
Athletic Teams – 17 HS, 9 JHS	Athletic Teams – 17 HS, 10 JHS	Monitored based on needs/interests.
Clubs – Secondary-19; Elementary-6	Clubs – Secondary - 19 ; Elementary - 6	Monitored based on needs/interests.
PTO – Tenth St., Verner, <b>Added JHSH</b>	PTO – (3) all buildings	11

# Student Achievement Data

- **SPP**

(2013-2014 data)

- JHSH = 79.2      Tenth St.= 80.2      Verner = 77.5

- **PSSA**

(2013-2014 data)

- JHSH      Reading Gr. 7 = 84.5, Gr. 8 = 85.3      Math Gr. 7 = 88.5, Gr. 8= 68.2      Science Gr. 8 = 71.9      Writing Grade 8 = 84.3
- Tenth      Reading Gr. 3 = 98.1; Gr. 4 = 90.2; Gr. 5 = 70; Gr. 6 = 82.8
- Math      Gr. 3 = 96.2; Gr. 4 = 90.2; Gr. 5 = 80; Gr. 6 = 87.5
- Science Gr. 4 = 95.2,      Writing Grade 5= 68
- Verner      Reading Gr. 3 = 88 Gr. 4 = 72; Gr. 5 = 64; Gr. 6 = 65
- Math      Gr. 3 = 89; Gr. 4 = 85; Gr. 5 = 72; Gr. 6 = 84
- Science Gr. 4 = 87      Writing Grade 5=41

- **Keystone**

- |              |           |                         |
|--------------|-----------|-------------------------|
| • Subject    | 2013-2014 | <u><b>2014-2015</b></u> |
| • Algebra    | 45        | 55                      |
| • Biology    | 59        | 66                      |
| • Literature | 76        | 70                      |

- **AP Scores**

- 12 more students earned a score of 3 or higher in **2015** than in 2014
- 6 earned a 5 (+2); 21 earned a 4 (+5); 33 earned a 3 (+5); 31 earned a 2 (-7); 22 earned a 1 (-3) – from prior year scores

- **Award Sampling from 2014-2015**

- Tenth Street - #1 Third Grade PSSA Scores
- Verner – Opportunity School, Closing Achievement Gap
- High School – U. S. News and World Report
- Tenth Street – SWIPBS
- Key Club – Banner Award (Jefferson Foundation)
- Model UN – Johns Hopkins and others

# Sampling of 2014-2015 Highlights

- Completed Strategic Plan – July 1, 2015
- Significant Academic Awards/Recognition (Noted on Student Achievement Data Slide)
- Several Academic Program refinements:
  - Refined Middle School Concept; Added Summer Success Camp (K); Added additional AP courses; RCEP refinement
- Conducted technology assessment (hiring new Director of Technology)
- RESPA Contract Ratified
- Education Foundation Established
- E-newsletter
- Refinanced Bond / Floated New Bond – Facility Needs and Construction Project Addressed
- Procured new Transportation Contract – savings to district
- Contracted Service – Facility Director – District Maintenance Plan
- Scrutinized Budget Practices/Planning; Reviewed and Refinement of Budget
- Continuous internal audit of business office practices / revisions
- Board Policy Updates and Review
- Staffing changes and revisions – personnel
- Grant Acquisitions: STEAM Room, Safe Schools, Penguins Foundation; United Way Early Childhood; Highmark Healthy High 5
- Curriculum Writing across grade levels using OnHands School Data and support
- K-12 Writing Curriculum Development

# Strategic Plan

## July 1, 2015 - 2018

### **Beliefs:**

1. We believe in establishing systems to ensure a safe, respectful, learning environment;
2. We are committed to data informed decision making, competitive academic excellence, and continuous improvement; we hold high standards and believe that effort and integrity are essential.
3. We are a community committed to providing diverse opportunities in academics, activities, arts and athletics to meet the unique talents and needs of our students.
4. We are an educational community that believes in the value of fostering leaders and lifelong learners.
5. We recognize the individual talents and needs of each student and support each child to reach his or her potential.

### **Emergent Themes:**

1. Academically Competitive
2. Safe Learning Environment
3. Personalized Learning
4. Expanded Learning Opportunities
5. Marketing

### **Mission:**

Serious Commitment to Student Success – SERIOUS SUCCESS

# Strategic Plan 2015-2018 Continued

## Vision:

- Recognizing the importance of providing our students with lifelong learning skills, the Riverview School District's vision is to prepare each student for a successful collegiate education and/or employment within the global workforce.
- We pledge to do this through a commitment to data informed decision making, competitive academic programming, personalized attention, and by providing our students with a variety of learning opportunities that assist each of them with discovering their talents and potential.
- **By committing ourselves to this vision, we strive to be one of the most academically competitive school districts in the region, ranking as one of the top 15 High Schools in Allegheny County.**

***NOTE: See Reader Friendly Version of Strategic Plan (Hand Out)***

# 2015-2016

- Implement and monitor Strategic Plan
  - Priority Goals:
    1. To use **data analysis** to monitor student learning and incorporate research-based strategies to meet students' needs at all levels.
    2. To continue to improve and refine **RCEPs**.
    3. Continued expansion and refinement of various learning **opportunities K-12**.
    4. **Articulate and advance our mission** of a Serious Commitment to Student Success.
    5. Refining or committing ourselves to monitoring a **Safe Learning Environment**.



# 2015-2016

- Monitor student needs and respond
- Continue to collect data with regard to student enrollment, student achievement, population trends, future projections
- Monitor finances and make decisions based on value added concepts
- Develop Facilities Maintenance Plan
- Target a personalized approach to education to meet student needs that also is respectful of taxpayer monies.
- Refine Technology Plan
- **A TEAM Approach will be critical for taking the district into the future and maintaining the integrity of the District's beliefs, values, mission, and vision.**

# Education Foundation

# Special Thanks to Summer Staff

- Custodians, Summer Workers, Secretaries, Administrators & Construction Crew

This is How They Spent Their Summer Vacation



How Did You Spend Your  
Summer Vacation ?

# What Riverview Did for Summer Vacation

by Dr. DiNinno

























LABORER  
LOAN OFFICE  
CLOTHING  
STORE










































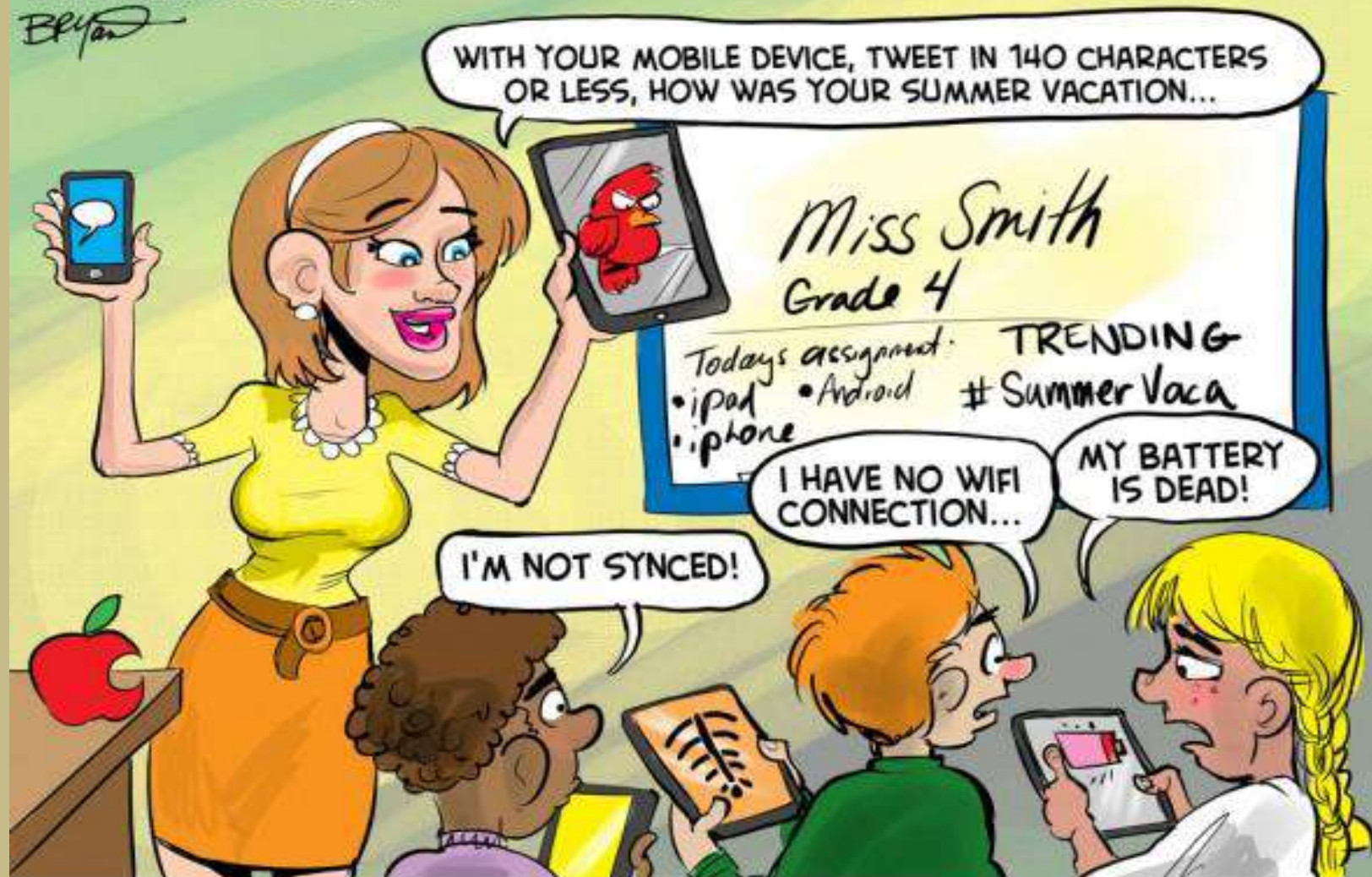












SCHOOL RESUMES TODAY AROUND THE COUNTRY.  
TEACHERS TRANSITION CHILDREN SLOWLY.