



Starbucks Writing Cafe

Proudly brewing your
personal narrative!



Extra Foam Introduction

- Hook your reader
- Give the who, what, when, where of your story

Full Body Espresso

- Tell the story using transition words
- Include sensory details
- Include dialogue

Caramel Conclusion

- Wrap up your story
- End with a lesson learned or final thought

Monday: Extra Foam Introduction



1. Choose a hook!

Question: Have you ever wondered what it would be like to go to a new school?

Surprise: The day my sister threw up on the sailor's hat was a day I will always remember.

Descriptive: The midsummer sun was high in a clear, yellow-brown sky.

Action: My bike whizzed across the street as I heard the car tires screech to a stop behind me.

Day 1: Extra Foam Introduction

2. Introduce the reader to your story

Who: Who are the main characters in your story?

What: What is the was happening?


When: When in time did the story happen?

Where: Where did the story take place?



Tuesday: Full Body Espresso


1. Write the events of your story using transition words.



- | | |
|---|-------------------------------------|
| <input type="checkbox"/> To begin | <input type="checkbox"/> Next |
| <input type="checkbox"/> First | <input type="checkbox"/> Then |
| <input type="checkbox"/> At first | <input type="checkbox"/> After that |
| <input type="checkbox"/> At the beginning | <input type="checkbox"/> Suddenly |
| <input type="checkbox"/> Finally | |
| <input type="checkbox"/> At last | |
| <input type="checkbox"/> To conclude | |
| <input type="checkbox"/> To sum it up | |

Tuesday: Full Body Espresso

2. Include sensory details and dialogue.



What did it

- ☐ Look like
- ☐ Sound like
- ☐ Smell like
- ☐ Feel like?

What did people say?

“Remember to use the correct punctuation!” the teacher said.

Wednesday: Carmel Conclusion






Choose your conclusion style:

- ❑ **Cliffhanger:** leaves the reader wanting more, wondering what happened
- ❑ **Warm and fuzzy:** Leaves the reader feeling good inside.
- ❑ **Lesson Learned:** “that day I learned...”
- ❑ **Vivid image:** ends with an important scene
- ❑ **Humor:** Ends with something funny someone said or did



Starbucks Writing Cafe Rubric

	 1	 2	 3
The Introduction paragraph uses a hook and fully introduces the story to the reader.	There is an introduction, but it does not include a hook or introduce the story.	Introduction uses a hook, but does not fully introduce the story.	Introduction uses a hook to capture attention and fully introduces the who what, when, where of the story.
The body paragraph tells events in time order using transition words and at least 3 sensory details.	There is a body paragraph that includes events in time order.	The body paragraph uses transition words to tell events in time order and there are some sensory details.	Events are told in time order using a variety of transition words and at least three sensory details are present.
The conclusion paragraph wraps up the story using a conclusion style.	There is a conclusion paragraph, but it does not wrap up (end) the story.	The conclusion wraps up the story, but does not use one of the styles provided.	The conclusion wraps up the story using one of the styles provided.
Punctuation and capitalization	There are 5 or more mistakes.	There are 4 or less mistakes.	There are three or less mistakes.

Thursday:

1. Peer Feedback
1. Revisions
1. Type your final draft.



Friday Writer's Cafe

