




**Figure and Faces:**  
Woman in Sunglasses  
(Spring Sun)

Member Session:  
**Technique Spotlight:**

3D Effects in Tonal Pencil







Photo reference





My interpretation (3 hours)



## Materials

- Sketch so far
- Printed printable references
- HB and softer ie up to 9B/ Black oil based pencil
- Optional harder pencils eg H, 2H
- Masking tape
- Optional cotton wool/ tissue
- Kneadable eraser and optional Tombow Mono Zero eraser
- Sharpener






## Stage 1

### Soften and refine the forms

Using a sharp HB and a tissue, choose whether to soften or harden the edges in your sketch so far.


Seek to extend the forms in areas where you can see subtle shapes of lighter value eg around the nose, mouth, cheek and chin.



2

3

4



**Stages 3, 4 and 5**


**Sculpt the mouth area**

**Establish darker value shadow shapes  
and deepen value**

Use your HB pencil and your erasers to begin to define her smile.

Begin building up the value in the darkest areas in the features of the face.

Seek to sketch out the general forms of her ear, neck line and sunglasses before building up value here.



## Stage 5

### Darken Shadow Shapes Address Lighter Values

Continue to define forms in the darker areas.


Use your eraser to pull out highlights and use a tissue to polish.

Use your eraser to gently sculpt these slightly darker areas. Reapply pencil and polish if you take away too much.

Slowly build up the pressure in the darkest areas. I used a HB for the entire sketch so far, in the last stage I will use a black extra soft oil based PITT pencil.







## Stage 6

**Darken darker areas**

**Erase lighter details + tweak**



Continue to push values darker maintaining the balance between the darker shadows and the middle values. I'm using the PITT Oil based extra soft black pencil here.

Use your erasers to brighten up any lighter areas and to brighten up/ take out lighter details eg on the sunglasses' rims.

When you can hear the sound of an al fresco cafe basking in spring sun- rest your pencil!